

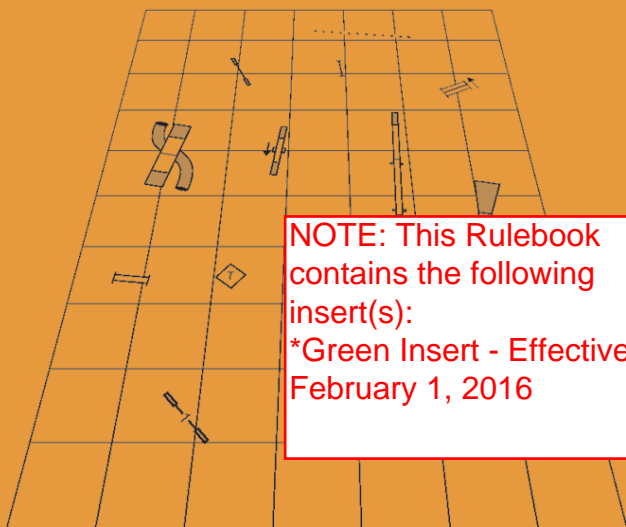
# Regulations for Agility Trials

**Amended to October 1, 2015**

Published by The American Kennel Club

## Time 2 Beat Agility Standard

Fifteen and Send Time



**NOTE: This Rulebook contains the following insert(s):  
\*Green Insert - Effective February 1, 2016**

International Sweepstakes  
Jumpers With Weaves



**AMERICAN  
KENNEL CLUB**



**Revisions to the  
Regulations for Agility Trials**

**Effective February 1, 2016**

**This insert is issued as a supplement to the  
Regulations for Agility Trials  
Amended to October 1, 2015**

**Chapter 15 – Regulations for Agility Course Test (ACT)**

**Section 1. Purpose.** The Agility Course Test (ACT) is an entry level agility event to introduce beginning dogs and handlers to the sport of agility and the AKC agility program.

**Section 2. ACT Event.** There are two levels of ACT events – ACT1 and ACT2. ACT 1 is designed for the beginning level dog to show beginning sequencing and performance skills. ACT2 requires an increased skill level shown by the additional obstacles to be performed.

**Section 3. Eligibility of Dogs.** All dogs fifteen (15) months of age or older may enter a test. Dogs must be physically sound as described in Chapter 1, Section 3, Paragraph 7 of the *Regulations for Agility Trials*. In order to acquire the title certificate and have the title added to a dog's record, the dog must be registered/listed with the AKC. Canine Partner applications may be accepted at the test by the judge/evaluator and submitted with test results. Dogs that are not AKC registered/listed may participate and their performance will be recorded by the AKC under a temporary recording number. This temporary recording number will be e-mailed to the owner and must be used when entering subsequent ACT events and when the owner registers/lists the dog. **Note:** Temporary recording numbers may only be used to enter ACT events.

**Section 4. Holding ACT Events.** Any AKC club licensed to hold agility trials may hold an ACT event, either in conjunction with an agility trial or as a stand-alone event. An ACT event held in conjunction with an agility trial may be noted in the premium. In addition, any AKC agility judge/ACT evaluator may hold a stand-alone ACT event. The event does not have to be held by an AKC licensed club. No more than two ACT1 and/or two ACT2 events may be held per day.

No event application to the American Kennel Club is required. ACT events may be held as the graduation exercise for training classes provided they are judged by an AKC agility judge or ACT evaluator. See Section 8 for information about ACT evaluators. Entries may only be accepted if the exhibitor has filled out an ACT entry form. The form must meet all requirements as set forth in Chapter 1, Section 11. Entries may be accepted prior to the event with a predetermined opening and closing date and/or they may be accepted on the day of the event.

All applicable regulations in *Regulations for Agility Trials* will govern the conduct of ACT events. They will apply to any person and dog entered, unless this chapter states otherwise.

**Section 5. Ribbons, Rosettes and Awards.** Ribbons, rosettes and awards may be awarded at the club/evaluators' discretion. Ribbons must bear a facsimile of the seal of the American Kennel Club, the words "ACT Event." A label may be used to identify the Judge/Evaluator, Class, date of event and be placed on the back of the ribbon. Ribbons must be at least 2 inches wide and 8 inches long. Ribbons shall be the following colors:

First Place .....Blue  
Second Place.....Red  
Third Place.....Yellow  
Fourth Place.....White  
Qualifying Score.....Dark Green

Certificates, toys or other awards may be used in place of ribbons to recognize dogs that qualify.

**Section 6. Submission of Results and Reports.** Results must be submitted as noted in Chapter 1, Section 28. The judge or an ACT evaluator must submit the Test Report in place of Trial Chair and Trial Secretary Reports noted in Chapter 1, Section 28. No event kits will be mailed for ACT events. All forms must be downloaded from the AKC website located under downloadable forms.

(www.akc.org/downloadable-forms/)

**Section 7. Jump Height Divisions.** Dogs may be entered at any of the following jump height divisions: 4, 8, 12, 16, 20 or 24 inches. There is no Regular or Preferred distinction in the ACT program. A jump height card is not required to enter an ACT event, but handlers are encouraged to have their dogs measured if a VMO is available.

**Section 8. Judges/Evaluators.**

Approved AKC Agility Judges or ACT Evaluators may judge ACT tests. Evaluators must have earned a minimum of an AX/AXP title with one dog and pass an ACT Evaluator written test administered by the American Kennel Club.

**Section 9. Course Size, Suitability and Facilities.** Course areas must be a minimum of 3,500 useable square feet. The course area must be moderately level and clear, and be a minimum of 40 feet wide. Refer to Chapter 4, Sections 1 and 2 for additional information.

**Section 10. Course Requirements.** All courses must have clearly designated start and finish lines and all obstacles/jumps must be clearly and sequentially numbered. The course layout must be available prior to the walkthrough either by posting it and/or supplying course copies to the exhibitors.

Course designs must comply with the current edition of the AKC Agility Judges Guidelines and be submitted for approval to the AKC Agility Department. Courses may be reused by Judges/Evaluators at their discretion.

**Section 11. Obstacle and Jump Positions.** Refer to Chapter 4, Section 3. The following exceptions are in place for ACT1 and ACT 2:

- Obstacles may not have adjacent entrances in ACT1 and ACT2.
- A course may have less than 50% winged jumps.

**Section 12. Approach Angles.** Approach angles are determined based on the anticipated path of a 20-inch high jumping dog through the obstacles. Approach angles shall generally not exceed 90 degrees, but must not exceed two times at 135 degrees. Additional consideration for safety maybe needed based on the obstacle being approached and the running surface.

**Section 13. ACT1.** ACT1 is an entry level test that is open to all dogs that have not earned a title in any AKC Agility class and that meet the age and physical requirements for a regular AKC agility trial (Chapter 1, Section 3). Dogs must have two passing ACT1 scores in order to earn the ACT1 title. Both passing scores may be obtained under the same judge/evaluator. To receive the title certificate and have the title added to a dog's record, the dog must be registered/listed with the AKC.

**ACT1 Performance Standards:**

- Minimum allowable score required to qualify = 85
- Performance will be judged as set forth in Chapter 5, Sections 4, 5 & 6 with the following exceptions:
  - Run-outs and Refusals will not be judged
  - More than 3 attempts at the next correct obstacle (ascent side of contacts) will result in a Mandatory Elimination and will be signaled with an "F" by the judge/evaluator.
  - The 4 -Paw rule is not in effect.

**ACT1 Standard Course Time:**

The time for all jump heights is 60 seconds. This is also the maximum course time. The course must be completed in less than 60 seconds.

**ACT1 Minimum Obstacles Requirements:**

- Quantity =10-12
- Obstacles required, allowed and not allowed - refer to section 15 for chart.
- All obstacles must meet AKC equipment regulations in Chapter 3

**Section 14. ACT2.** ACT2 is the second level Agility Course Test that is open to all dogs that have not earned a title in any AKC Agility class except an ACT1 title and that meet the age and physical requirements for a regular AKC agility trial (Chapter 1, Section 3). Dogs must have two passing ACT2 scores in order to earn the ACT2 title. Both passing scores may be obtained under the same judge/evaluator. To receive the title certificate and have the title added to a dog's record, the dog must be registered/listed with the AKC. The ACT 2 title will supersede the ACT1 title on a dog's record.

**ACT2 Performance Standards:**

- Minimum allowable score required to qualify = 85
- Performance will be judged as set forth in Chapter 5, Sections 4, 5 & 6 with the following exceptions:
  - Run-outs and Refusals will not be judged
  - More than 3 attempts at the next correct obstacle (ascent side of contacts) will result in a Mandatory Elimination and will be signaled with an "F" by the judge
  - The 4 -Paw rule is not in effect.

**ACT2 Standard Course Time:**

The time for all jump heights is 70 seconds. This is also the maximum course time. The course must be completed in less than 70 seconds.

**ACT2 Minimum Obstacles Requirements:**

• Quantity =11-13

• Obstacles required, allowed and not allowed – refer to section 15 for chart

• All obstacles must meet AKC equipment regulations in Chapter 3.

**Section 15. Obstacles for ACT1 and ACT2.**

<b>OBSTACLES</b>	<b><u>ACT1</u></b>	<b><u>ACT2</u></b>
Dog walk	N	A
A-frame	R(1) set at 5' for all heights	R(1) set at 5' for all heights
Seesaw	N	R (1)
Pause table	R (1)	R (1)
Weaves poles	N	R (1) 6 poles
Open tunnel	R Max (3)	R Max (3)
Closed tunnel	N	A (1)
Bar jump	A	A
Double Bar Jump	N	A (1)**
Panel Jump	A	A
Tire Jump	A	R
Broad Jump	N	A (1)**
Triple Bar Jump	N	A (1)**
One Bar Jump	R	R
Qty of Obstacles	10-12	11-13

R = Required Obstacles \*\*A maximum of one spread jump is required on the course.

A = Allowed Obstacles

N = Not Allowed

**Effective July 1, 2016**

**Regulations for Agility Trials  
Chapter 2**

**Section 3. Recognized Achievement. (last paragraph in Section)**

**Agility Grand Champion (AGCH) Title.** The Agility Grand Champion (AGCH) recognizes dogs that show consistency and versatility across all classes of the AKC agility program. To earn the AGCH title, the following number of qualifying scores must be earned at the highest level in each of these classes: Standard & Jumper with Weaves – 100; Fast and Time 2 Beat – 75; Premier Standard and Premier JWW – 50. These qualifying scores may be earned from either the Regular or Preferred classes or a combination of both these classes. Qualifying scores will be grandfathered.

# Table of Contents

<b>Chapter 1 – Regulations for Agility Trials</b> .....	5
Section 1. Purpose .....	5
Section 2. Agility Trials Defined.....	5
Section 3. Eligibility of Dogs .....	6
Section 4. Eligibility to Hold Agility Trials .....	7
Section 5. Making Application .....	7
Section 6. Agility Trial Secretary and Agility Trial Chairman.....	7
Section 7. Appointment of the Event Committee .....	7
Section 8. Stewards, Timers, Scribes.....	8
Section 9. Premium Lists .....	8
Section 10. Risk.....	9
Section 11. Entry Forms .....	10
Section 12. Entry Methods.....	10
Section 13. Entry Limits.....	10
Section 14. Opening and Closing Dates .....	11
Section 15. Paper Entry Forms Per Envelope .....	11
Section 16. Entry Acceptance Methods .....	11
1. First Received.....	11
2. Random Draw .....	13
Section 17. Duplicate Entries .....	14
Section 18. Event Limit Options, Judge Assignment Changes and Load Balancing Entries .....	14
Section 19. Running Order .....	15
Section 20. Move-ups.....	16
Section 21. Entry of Ineligible Dog .....	17
Section 22. Declining Entries and Excusing a Dog from the Trial .....	17
Section 23. Handling Dog Aggression.....	18
Section 24. Ribbons and Rosettes .....	19
Section 25. Catalogs .....	20
Section 26. Scorekeeping Requirements .....	21
Section 27. Recording Fees.....	22
Section 28. Submission of Records .....	22
Section 29. Cancellation of Awards .....	23
Section 30. Approval of Judges .....	23
Section 31. Judges' Responsibilities.....	23
<b>Chapter 2 – Classes, Titles, and Height Divisions</b> .....	24
Section 1. Classes .....	24
Regular Titling Classes .....	25
Section 2. Regular Agility Titles.....	26
Section 3. Recognized Achievement .....	27
Section 4. Height, Divisions, Measurement, Measurement Devices.....	29
Section 5. Jump Height Card .....	29



<b>Chapter 3 – Obstacle Specifications and Performance Requirements .....</b>	<b>32</b>
Section 1. Obstacle and Jump Specifications .....	32
Section 2. Obstacle Performance .....	32
Section 3. Obstacles .....	32
1. A-Frame .....	32
2. Dog Walk.....	31
3. Seesaw .....	33
4. Pause Table .....	33
5. Open Tunnel .....	33
6. Closed Tunnel.....	34
7. Weave Poles.....	34
8. Bar Jumps .....	35
9. Panel Jump .....	35
10. Double Bar Jump .....	36
11. Triple Bar Jump .....	36
12. Tire Jump .....	37
13. Broad Jump .....	38
14. Other Jumps.....	39
15. Jump Wings.....	39
<b>Chapter 4 – General Course and Trial Requirements ..</b>	<b>40</b>
Section 1. Course Size and Suitability & Facilities.....	40
Section 2. Surfaces, Matting.....	40
Section 3. Course Requirements.....	40
Section 4. Obstacle and Jump Positions .....	40
Section 5. Approach Angles .....	41
Section 6. Preparing a Ring for Agility.....	41
Section 7. Course Distances, Times .....	41
Section 8. Walk-throughs, Warm-ups .....	41
Section 9. Collars .....	41
Section 10. Leashes .....	42
Section 11. Hair Tie Back Policy .....	42
Section 12. Handling Aids.....	42
Section 13. Handler’s Position.....	42
Section 14. Starting and Completion.....	42
Section 15. Training on Show Grounds .....	43
Section 16. Clothing/Identification .....	43
<b>Chapter 5 – General Scoring Criteria.....</b>	<b>44</b>
Section 1. Maximum Score, Qualifying Score .....	44
Section 2. Placements, Tied Scores .....	44
Section 3. Course Time Deductions.....	44
Section 4. Faults .....	44
a. Refusals and Run-outs.....	44
b. Wrong Course.....	45
c. Pause Table Faults .....	45
d. Outside Assistance.....	45
e. Lead Out Advantage.....	45
Section 5. Mandatory Elimination (NQ).....	46
Section 6. Mandatory Excusals .....	46

<b>Chapter 6 – Standard Classes</b> .....	48
Section 1. Criteria .....	48
Section 2. Novice A and B Agility Standard Class.....	48
Section 3. Open Agility Standard Class.....	48
Section 4. Excellent Agility Standard Class.....	49
Section 5. Master Agility Standard Class.....	49
<b>Chapter 7 – Jumpers With Weaves Classes</b> .....	52
Section 1. Purpose .....	52
Section 2. Novice A and B JWW Class .....	52
Section 3. Open JWW Class.....	52
Section 4. Excellent JWW Class.....	53
Section 5. Master JWW Class.....	53
<b>Chapter 8 – Preferred Classes</b> .....	55
Section 1. Purpose .....	55
Section 2. Standards.....	55
Section 3. Eligibility .....	55
Section 4. Classes .....	55
Section 5. Preferred Agility Titles.....	57
Section 6. Recognized Achievement .....	57
Section 7. Preferred Agility Excellent Title (PAX) .....	59
Section 8. Preferred Agility Champion Title (PACH)...	60
Section 9. Height Divisions .....	61
Section 10. Scoring Criteria.....	61
<b>Chapter 9 – Fifteen and Send Time (FAST) Class</b> .....	63
Section 1. Purpose .....	63
Section 2. Definition.....	63
Section 3. Performance Requirements for All Classes .....	66
Section 4. FAST Class Eligibility.....	66
Section 5. Novice A & B FAST and Novice FAST Preferred Class.....	67
Section 6. Open FAST and Open FAST Preferred Class .....	67
Section 7. Excellent & Master FAST and Excellent & Master FAST Preferred Class.....	68
Section 8. Titles and Requirements .....	68
<b>Chapter 10 – Time 2 Beat (T2B) Class</b> .....	71
Section 1. Purpose .....	71
Section 2. Definition.....	71
Section 3. Eligibility .....	71
Section 4. Performance Standards.....	71
Section 5. Maximum Course Times (MCT) .....	71
Section 6. Scoring Criteria .....	71
Section 7. Catalog Requirements .....	73
Section 8. Titles .....	73
Section 9. Minimum Obstacle Requirements .....	73

<b><u>Chapter 11 – Premier Classes</u></b> .....	74
Section 1. Purpose .....	74
Section 2. Eligibility .....	74
Section 3. Performance Standards .....	74
Section 4. Obstacle and Jump Positions .....	75
Section 5. Approach Angles .....	75
Section 6. Titles .....	75
<b><u>Chapter 12 – National Agility Champion Title</u></b> .....	76
Section 1. National Agility Champion Titles .....	76
Section 2. National Agility Champion Defined .....	76
Section 3. Dogs That May Compete .....	76
<b><u>Chapter 13 – Versatile Companion Dog</u></b> .....	77
Section 1. Versatile Companion Dog Titles .....	77
Section 2. Versatile Companion Champion Title (VCCH).....	77
<b><u>Chapter 14 – Non-Regular Agility Classes</u></b>	
<b><u>International Sweepstakes Class (ISC)</u></b> .....	78
Section 1. Purpose .....	78
Section 2. Eligibility of Dogs .....	78
Section 3. Eligibility to Hold the ISC Class .....	78
Section 4. Ribbons, Rosettes and Awards .....	78
Section 5. Recording Fees.....	78
Section 6. ISC Records.....	78
Section 7. Jump Heights .....	78
Section 8. Judges .....	79
Section 9. Obstacle Specifications .....	79
Section 10. Course and Trial Requirements .....	81
Section 11. Equipment Requirements .....	81
Standard ISC Class .....	81
Jumpers ISC Class .....	81
Section 12. Course Distances and Times.....	82
Section 13. Scoring.....	83
Section 14. Placements and Tied Scores .....	83
Section 15. Course Time Penalties .....	83
Section 16. Maximum Course Time.....	83
Section 17. Standard Faults.....	83
Section 18. Refusal Faults.....	84
Section 19. Elimination Faults.....	84
Section 20. Excusals .....	84

## **Chapter I**

### **Regulations for Agility Trials**

**Section 1. Purpose.** The purpose of AKC® agility trials is to afford owners the opportunity to demonstrate a dog's physical ability/soundness and willingness to work with its handler under a variety of conditions. The program begins with basic entry-level agility, and progresses to more complex levels that require dogs to demonstrate higher levels of training and interaction with their handlers.

Agility results in a better rounded, conditioned dog, provides good basic training for search and rescue dogs, demonstrates good training and citizenship and has excellent spectator appeal.

Agility trials are sporting events and all participants should be guided by the principles of good sportsmanship both in and outside the trial course.

**Section 2. Agility Trials Defined.** A member agility trial is a trial at which qualifying scores toward titles are awarded, given by a club or association, which is a member of the American Kennel Club®.

A licensed agility trial is a trial at which qualifying scores toward titles are awarded, given by a club which has been licensed by the AKC to hold the trial. In addition to agility clubs, any AKC club may be granted permission to hold agility trials provided the club holds the event(s) for which it was originally formed at least once every two years. FSS breeds with AKC approved parent clubs may become licensed to hold agility trials.

Sanctioned agility trials are informal events at which dogs may participate but not for AKC titles, held by a club or association by obtaining the sanction of the American Kennel Club. Generally, sanctioned events are held by clubs to qualify for approval to hold licensed or member club events.

Agility trials may not be held closer than 100 miles in distance on the same day except a club or association may be licensed to hold an agility trial within 100 miles of another club or association which has established its licensed trial on the same date only if, in each instance, it obtains the written permission of the club or association with the established date and submits the written permission along with its trial application. However, there may not be two all-breed agility trials on the same day at the same location.

Specialty clubs holding a limited agility trial for all AKC recognized breeds may accept entries of dogs of their own breed first then accept entries from all breeds and dogs listed with AKC Canine Partners (if offered) until the entry limit specified in the premium list is reached.

Clubs have the option to allow dogs listed with AKC Canine Partners to participate at all-breed AKC agility trials.

An AKC-recognized specialty club may offer a single breed specialty agility trial in conjunction with another club's all-breed trial, sharing the same date, show site, equipment and judges. Specialty trial participants shall be excluded from competing in the adjoining all-breed trial. Both agility trials may be run together; however, each club is required to maintain separate event records.

An AKC recognized single breed specialty club may offer two single breed specialties in one day on the same show site for their breed. The combined total entry for the two trials may not

exceed the judging limits set for AKC Agility Judges in Chapter 1, Section 18 if the club is using two judges and two rings. If only one judge is used, the two trials are limited to a maximum of 250 runs between the two trials. Clubs may run the trials concurrently for efficiency. If trials are being run concurrently it must be noted in the premium list. Each trial must maintain separate trial records and be run on original courses.

**Section 3. Eligibility of Dogs.** All dogs fifteen (15) months of age or older that are registered with the American Kennel Club or that have AKC Limited Registration, Purebred Alternative Listing/Indefinite Listing Privileges (PAL/ILP) or an AKC Canine Partners listing number, or approved Foundation Stock Service (FSS) breeds are eligible to participate.

Dogs with a Purebred Alternative Listing/Indefinite Listing Privileges (PAL/ILP) or an AKC Canine Partners listing number must be spayed or neutered in order to compete. Wherever the word “dog” is used in these regulations it includes both sexes.

Agility trials are open to all registrable breeds and mixed breeds that have been listed with AKC Canine Partners (if offered), except that a specialty club, or a club formed to serve a specific variety group, may opt to hold an agility trial limited to that breed, or that group. If entries are to be limited to a single breed or a group, this restriction must be clearly stated in the premium list and in any other pre-trial advertising.

Dogs of an AKC-registrable breed that have been granted a Purebred Alternative Listing/Indefinite Listing Privilege (PAL/ILP) may participate providing their PAL/ILP number has been listed on the entry form (refer to Chapter 2 of the *Rules Applying to Registration and Discipline* for the listing of registrable breeds that may participate). Dogs of a registrable breed with an acceptable foreign registration number are eligible to participate subject to Chapter 11, Section 1, of the *Rules Applying to Dog Shows*.

Dogs eligible for entry in the Miscellaneous class at dog shows and dogs of Foundation Stock Service recorded breeds that meet the eligibility requirements for competition are eligible to participate provided their AKC identification number appears on the entry form.

Dogs that have been listed with AKC Canine Partners, that have been spayed or neutered, may participate providing their listing number has been listed on the entry form and the trial-giving club is holding an all breed trial and is offering participation for dogs enrolled in the AKC Canine Partners program.

Dogs disfigured as the result of accident or injury but otherwise qualified shall be eligible provided that the disfigurement does not interfere with functional movement. Dogs should be physically sound. Dogs that are blind shall not be eligible. Blind means without useful vision. No dog shall compete if it is taped or bandaged or in any way has anything attached to it for medical purposes.

Spayed females and neutered males are eligible to participate.

Females in season shall not be eligible to participate. Entry fees for females in season must be refunded per Chapter 1, Section 9. The premium list must state refunds will be issued for bitches in season.

No dog may participate more than once in any type of class (Standard, Jumpers With Weaves, Time 2 Beat, FAST, Premier, etc.) offered by a club per day, unless they are entered in a single breed specialty that is offering two trials on the same site, same day. If eligible, dogs may participate in additional non-regular classes. If a club has been approved to hold a Special Event Agility Trial, the above participation limit does not apply for the approved Special Event.

**Section 4. Eligibility to Hold Agility Trials.** The Board of Directors of the American Kennel Club may, at its discretion, grant permission to clubs or associations to hold agility trials that shall be governed by such Rules and Regulations as from time to time shall be determined by the Board of Directors.

**Section 5. Making Application.** A club or association that meets the requirements of the American Kennel Club that wishes to hold a trial at which qualifying scores toward titles may be earned must make application to the American Kennel Club on the form provided for permission to hold the trial. An application fee must accompany each application.

A club may be approved to hold up to twelve (12) licensed or member events in a calendar year. A club can be approved to hold separate trials on consecutive days, but will not be approved to hold more than one trial on any single day. Each day is considered a separate trial.

Applications for licensed or member trials must be received by the American Kennel Club at least EIGHTEEN (18) weeks before the closing date for entries of the event.

A club that meets the requirements of the American Kennel Club may be approved to hold a sanctioned "A" or "B" agility trial (commonly known as Sanctioned Matches) by applying on a form provided by the American Kennel Club and paying an application fee. Applications for sanctioned agility trials must be filed with AKC at least six weeks prior to the date of the event.

All of these *Regulations* shall govern AKC-sanctioned "A" or "B" agility trials except those which specifically state that they apply to licensed and member trials.

All applicable rules found in *Rules Applying to Dog Shows* will govern the conduct of agility trials. They will apply to any person and dog entered, unless these regulations state otherwise.

**Section 6. Agility Trial Secretary and Agility Trial Chairman.** A club holding a trial must name an Agility Trial Secretary and an Agility Trial Chairman. The Chairman must be a member of the club.

The premium list for all licensed or member trials shall designate the Agility Trial Secretary as receiving entries.

Trial Secretaries and Chairmen shall be ineligible to judge at the event in which they are acting in these official capacities. Trial Secretaries and Chairmen may show at agility trials where they perform these duties.

Trial Secretaries must apply to become an AKC Licensed Trial Secretary if they act as the Trial Secretary for more than 12 events per calendar year.

**Section 7. Appointment of the Event Committee.** A club that has been granted AKC permission to hold a trial or match must appoint an Event Committee, which will have

complete responsibility for planning and conducting the event. The Committee shall be comprised of at least five (5) club members (including the Chairman), and shall ensure the safe, efficient, and orderly conduct of the event. The Committee must have on hand, on the day of the trial, sufficient assistance and equipment, and must ensure that the area is free of dangerous materials or conditions.

The Committee is responsible for compliance with all of these *Regulations*, except those coming under the sole jurisdiction of the judges, and has the authority to decide all matters not under the jurisdiction of the judges. A minimum of five (5) Committee members must be present on the grounds during a licensed or member trial. In the event of absence of Committee members, the Chairman or an officiating officer shall appoint sufficient members to ensure compliance with this section.

The Committee must also be familiar with Chapter 5 of the *AKC Rules Applying to Registration and Discipline* and *Dealing with Misconduct* booklet.

**Section 8. Stewards, Timers, Scribes.** The host club must provide a minimum of one scorekeeper, a scribe, a gate steward and a timer per ring. In addition, 4-6 stewards should be scheduled per ring to help in various other tasks necessary to expedite the trial.

A scribe is required to record the scores as instructed by the judge. The judge is responsible for the accuracy of the scores insofar as knowing which dogs qualify and which dogs do not qualify.

Stewards, timers and scribes may compete in the trial if it does not conflict with the completion of their assignments. A person may not time or scribe in a jump height class in which they are directly competing.

**Section 9. Premium Lists.** A premium list must be provided for sanctioned “A,” licensed, and member trials. The premium list shall be printed (any printing or copying process is acceptable), and shall state whether the event is “sanctioned” or “licensed by the American Kennel Club” or held by an “AKC member club.” Premium lists shall measure not less than 5 ½ x 8 ½ inches or more than 8 ½ x 11 inches.

The following information shall be included in the premium list:

- Name of club holding the event
- The exact location (name of facility, address, city, state and zip code)
- Date of the event
- Name, address and telephone number of the Agility Trial Chairman
- Names of the Event Committee members (minimum of five including Chairman)
- Event number
- Trial hours
- Entry fees
- AKC recording fee shall be stated
- Classes offered
- Names and addresses of judges including their assignments

- Name, address, and telephone number of the Trial Secretary
- Date and closing time of entries
- A list of the officers of the event giving club with the address of the secretary
- It is recommended that any known breed specific regulation(s) for the city/county/state in which the trial is being held are listed.
- An official AKC entry form.

Premium lists shall also specify whether ribbons or rosettes will be offered, whether trophies will be awarded, and contain an outline of the conditions of any non-regular classes that may be offered.

*Entry Fees/Special Inducements.* A host club shall not accept an entry fee other than that published in its premium list or discriminate between exhibitors by offering certain owners or handlers special inducements such as rebates, prizes or other concessions unless allowed by another section of these regulations. Except a club, at its discretion, may allow for a reduced entry fee for dogs handled by juniors. A junior must have an AKC Junior Handler number and is defined as someone less than 18 years of age on the day of the trial. A trial is defined by a unique event number.

Clubs must specify in their premium list an exact amount and description of processing fee that will be deducted from refunds. Withdrawals after the event's closing date and time due to a change of judge must receive a full refund (no fee is paid to the American Kennel Club). Females in season must be fully refunded if withdrawn by the Trial Secretary after closing and no later than one half hour prior to the start of the first class of the day of the trial. The club may retain a processing fee and must publish this information in the premium (no fee is paid to the American Kennel Club for females in season who are withdrawn). Clubs may determine the documentation if any, that is required confirming the female is in season. Clubs must list this AKC policy along with all other situations for which they will provide a refund. Clubs must treat all occurrences of a listed refund equally.

Premium lists must list entry limits (if any), include the method for accepting entries to a limited entry trial (first received or random draw), location where entries will be taken, indicate the ring size and surface to be used and also state additional information as required elsewhere in these *Regulations*.

Either four (4) paper copies of the premium list must be sent to AKC, Attention: Companion Events or the premium list may be submitted electronically by email attachment in either MS Word or PDF format to [agilitypremiums@akc.org](mailto:agilitypremiums@akc.org). Submittals to AKC must be sent at the same time the premium list becomes available to exhibitors. The premium list must be made available by paper and/or electronically to prospective entrants a minimum of two (2) weeks prior to the opening date for acceptance of entries for the event. Refer to the *Agility Trial Manual*.

**Section 10. Risk.** Owners or handlers entering dogs in a trial do so at their own risk and agree to assume responsibility for damage caused by them, or by their dogs. They also agree



to abide by the Rules of the American Kennel Club and these *Regulations*.

**Section 11. Entry Forms.** The club must have the original entry forms on site at the event. To be an acceptable entry:

- The following shall be included (if unknown it may be omitted):
  - Date of birth
  - Place of birth
  - Name of breeder(s)
  - Name of sire
  - Name of dam
- Be submitted with required entry fee
- Be on an Official American Kennel Club® entry form
- Be signed by the owner or his duly authorized agent
- Be completed in full, accurate, and reflective of the dog entered
- Include all of the following information:
  - Name of show/trial giving club
  - Date of show/trial
  - Breed
  - Variety, if any
  - Sex
  - Name of class(es) entered
  - Jump height
  - Height at withers
  - Dog’s measurement status
  - Full AKC name of dog
  - Call name of dog
  - Name of owner(s)/co-owner(s)
  - Name of handler
  - Address of owner
- Include one of the following:
  - AKC number
  - PAL/ILP number
  - Foreign registration number and country for an unregistered imported dog
  - Identification number issued by AKC

**Section 12. Entry Methods.** An entry may be submitted via:

- Paper entry form submitted to club (includes faxes if club elects to accept faxes)
- Acceptable online entry system (See *Agility Trial Manual* or AKC website for Online Entry system requirements.)

Clubs are required to accept properly completed paper entries but are not required to accept online entries. If a club elects to accept online entries, it must select only one (1) online entries service provider. The name and address of the chosen service must be stated in the premium list.

If a club elects to accept online entries, AKC recommends carefully considering the needs of the exhibitors when determining the number of paper entries to accept.

**Section 13. Entry Limits.** A trial-giving club may impose a numerical limit on entries in any or all trial classes. If entry limits are used, AKC recommends that a “total entry

limit” be used, stating a total number of runs allowed per judge and for the entire trial. Individual judging limits shall be 330 dogs maximum per day without regard to class level or type (Standard, JWW, T2B, FAST or Premier classes). If entries are limited, the numerical limitation(s) must be stated on the cover of the premium list.

#### **Section 14. Opening and Closing Dates.**

**Opening Date:** For all trials, clubs shall set a date and time that entries will first be accepted. Entries received prior to the opening date shall be considered invalid entries and shall be returned as soon as possible.

**Closing Date:** Clubs shall set a date and time that entries will close.

- The closing date for the trial shall not be less than fourteen (14) days prior to the trial.
- Entries must be received prior to the published closing date and time.
- Entries for any agility trial may be accepted until the official closing date and time even though the advertised limit has been reached.
- The club may contact exhibitors to notify them of their entry status prior to the closing date.
- Following the closing date the Trial Secretary shall promptly contact all entrants and advise them of their status. Entries not accepted shall be returned within seven (7) days of the closing date.

**Section 15. Paper Entry Forms Per Envelope.** For limited trials, entries for a maximum of ten (10) dogs are allowed in each envelope submitted to the Trial Secretary. This maximum also applies to the number of dogs entered per online transaction envelopes/transactions containing entries for more than the ten (10) dog maximum shall be treated as an invalid entry and shall be returned to the sender.

**Section 16. Entry Acceptance Methods.** A club may choose either of the following methods for accepting entries to a limited entry agility trial. Please visit the AKC website or refer to the *Agility Trial Manual* for a checklist of steps for both entry-acceptance methods. The AKC strongly recommends using the Random Draw method for trials which are likely to exceed the “total entry limit” within the first 24 hours after the opening date and time.

1. **First Received-Entries** – Entries accepted in order of receipt.

#### **“Paper and Online Limits”**

- A club accepting online entries shall designate a number of the “total entry limit” to be fulfilled by paper entries and a number to be fulfilled by online entries. These “initial limits” must be stated in the premium list.
- The initial paper and online entry limits are valid for the first 48 hours after the opening date.
- If the online limit has not been reached at the end of the 48 hour time period, the club may decrease the online entry limit and increase the paper limit

accordingly. Likewise, if paper entries are not reached at the end of the period, the club may decrease the paper limit and increase the online limit accordingly.

### **“Accepting Entries”**

- The club must select only one (1) USPS (United States Postal Service) or PMB (Postal Mail Box) address for receipt of paper entries.
- The mailing address must be stated in the premium list. Entries delivered to any other address are invalid and must be returned to the sender.
- Paper entries received within 24 hours of the opening date and time must:
  - Include postage or be metered
  - Be delivered by a multi-state or multi-national postal or carrier service, including but not limited to USPS, FedEx, UPS, and DHL (effectively disallows conventional “hand-deliveries” during the first 24 hours the trial is open)
  - If above conditions are not met, entries are invalid and must be returned to the sender.
- If stated in the premium list, a club may further restrict the delivery options (i.e. No FedEx, No “hand-deliveries at any time”). USPS delivery must be allowed.
- Paper entries must be accepted in order of receipt until the paper limit has been reached.
  - Trial Secretaries shall use all information to fairly and equitably determine which entries are received first.
- Online entries will be accepted in order of submission until the online limit has been reached.

### **“Wait List”**

To fill openings created by entries withdrawn prior to a date and time established by the club. Such date may be beyond the event closing date; however, it must be a minimum of three (3) days prior to the first trial date of the set of trials. All entries must be received prior to the closing date and time. The club must establish a maximum number of entries that may be placed on the wait list. Whether a club is offering a wait list, how many entries are being accepted on the wait list and the closing date/time of the wait list must be published in the trial’s premium list. A full refund is to be reimbursed to any entrant whose entry is replaced by a wait-listed entry.

- Clubs may place paper entries exceeding the paper limit on a paper “wait list.” As paper entry spaces become available, clubs may accept the wait-listed paper entries in order of receipt.
- The club may elect to allow the online entry system to place online entries exceeding the online limit on an online wait list. As online entry spaces become available, the wait-listed online entries will be accepted in order of submission.

### **“Guaranteed Entries for Show Workers”**

The First-Received method does not allow clubs to guarantee entry spaces for Show Workers. The AKC recommends using the Random Draw method if there is a possibility of not securing enough workers from the First-Received entries.

**2. Random Draw** – Entries treated equally without regard to date/time received.

**“Draw Period”**

- Clubs determine a “Draw Period” during which time entries are accepted for the Random Draw.
- The start time and date of the Draw Period shall be the same as the Opening Date.
- The Draw Period must be at least seven (7) days in length (14 days recommended) and must have a defined finish date and time.

**“Accepting Entries During the Draw Period”**

- All entries received during the Draw Period shall be accepted for the Random Draw and shall be treated equally without regard to the date received or any other criteria.
- AKC recommends that trial secretaries open envelopes as they are received to verify the number of dogs per envelope does not exceed the maximum and to ensure entries are valid. Invalid entries shall be returned to the sender as soon as possible.

**“Guaranteed Entries for Show Workers”**

- The club may guarantee entry spots for “Show Workers” who have agreed to work at the trial.
- The maximum number of “handlers” who may receive guaranteed entry spots are as follows:
  1. 35 “handlers” for 1<sup>st</sup> ring
  2. 30 “handlers” for each additional ring if the rings are run simultaneously.
- Although there is no limit on the number of dogs a designated “Show Worker” may run, the AKC recommends clubs select workers who will handle three (3) dogs or less.
- Entry spots filled by “Show Workers” are part of the “Total Entry Limit” stated in the premium list.

**“Conducting the Random Draw”**

- If the stated entry limit(s) is exceeded during the “Draw Period” the club shall conduct a Random Drawing of all entries received. Otherwise, the Random Drawing is not necessary.
- The Random Drawing shall be held within 48 hours of the finish date and time of the “Draw Period.” The date, hour, and location of the draw must be stated in the premium list.
- The drawing shall be held in a place accessible to the public. The results of the draw shall be made available to the people present at the draw.
- In conducting the drawing for entries, the Trial Secretary shall avoid any method that raises any questions as to its randomness and impartiality.
- One drawing shall be held for consecutive trials. One secretary or one group of cooperating secretaries

shall conduct the draw.

- The drawing may be:
  1. Manual: Trial Secretary selects envelopes (or numbers assigned to each envelope) at random and entries contained within each envelope shall gain entry to trial up to the stated entry limits.
  2. Computerized: The computerized method must be impartial, must select all entries submitted in one envelope as one group, and must conform to the standards of random selection.
- If the last envelope selected in the Random Draw contains entries that would exceed the stated entry limit, there shall be a manual or computerized random draw of the individual entries contained in the envelope. The total entries drawn may not exceed the limit(s) stated in the premium list.
- When the advertised limit of entries has been drawn, all remaining entries shall be drawn for a position on the Wait List. If openings in the trial become available prior to the closing date, the opening shall be filled in order by entries on the Wait List.

#### **“Accepting Entries After the Draw Period”**

- Clubs may continue to accept paper and online entries after the finish date and time of the Draw Period, though all entries must be received prior to the closing date.
- If the trial did not exceed the limit(s) during the Draw Period, all of the entries received during the Draw Period shall be accepted into the trial and entries received after the Draw Period shall be accepted according to the rules of the First-Received method as described in Item 1, “Accepting Entries” of Section 16.
- If the trial did exceed the limit(s) and a Random Draw was conducted, clubs may elect to add entries received after the Draw Period to the end of the wait list(s) in order of receipt.

#### **“Closing Date”**

The closing date shall not be less than fourteen (14) days prior to the trial and must be a minimum of ten (10) days after the Random Draw.

**Section 17. Duplicate Entries.** A club is under no obligation to offer refunds for duplicate entries for the same dog. The refund policy shall be stated in the premium list.

A club may, at its discretion, make refunds for duplicate entries, but only if this is done consistently in a uniform manner.

**Section 18. Event Limit Options, Judge Assignment Changes and Load Balancing Entries.** The maximum number of runs assigned to any judge in one day shall not exceed 330, not including runs in non-regular classes, or as described within this section and Chapter 1, Section 20.

If a club elects, it may place limits on a judge and/or a club may place limits on a single class or set of classes in the

premium list. If a limit is placed on a single class or set of classes, no entries may be accepted beyond this established limit. If a limit is placed on a judge, the club must continue to accept entries and any additional dogs beyond the judge's limit shall be assigned to another judge.

At no time may a Limited or Random Draw trial exceed its overall event limit. The premium list must state the overall event limit. If any other limits are established for the judge(s) or class(es), those limits must also be stated in the premium list.

All judges' class assignments must be approved by the American Kennel Club. Once judging class assignments have been approved by the American Kennel Club, any change to assignments for any reason must also be approved by the American Kennel Club prior to publication.

After distribution of the premium list, if a judge assignment changes, exhibitors have the right to request a full refund of their entry fee for any classes affected. Exhibitors must submit requests in writing to the Trial Secretary a minimum of 30 minutes preceding the start of the event on the first day in which the exhibitor is entered.

After entries close and the judging schedule is being prepared, clubs may elect to change the class assignments of the individual judges in order to facilitate the smooth running of the event. Such adjustments can be done for any reason including overloads, low entries, equipment problems, etc. When such judging class changes are proposed, the club must first receive approval in writing from each judge affected and the club must receive final approval from the American Kennel Club prior to the distribution of the judging schedule. With the written permission of the judge, the club may choose to leave an overload of up to 20 runs with the judge they were originally entered under. This does not allow the club to go over the total trial entry limits, It is only for load balancing between judges once entries have closed. The club should make every effort to affect as few entries as possible while keeping in mind the most efficient running of the events. Clubs are allowed to remove judge(s) from the judging panel if entries are low and both the club and the judge(s) agree to this action in writing.

The judging schedule must clearly state which classes have been changed and must also state that exhibitors are entitled to a full refund for entries affected by the change. The refund request must be in writing and may be submitted to the Trial Secretary anytime up until 30 minutes prior to the start of the event on the first day in which the exhibitor is entered.

In the case of an emergency change of a judge (changes after the distribution of the judging schedule), it may not be possible to notify exhibitors of the change prior to the start of the trial weekend. The change must be posted at the event and exhibitors are entitled to a full refund of entry fees provided the request for a refund is submitted in writing to the Trial Secretary prior to the start of judging of the affected class in which the dog is entered.

**Section 19. Running Order.** Following the closing of entries the Trial Secretary may contact all entrants and advise them of their entry's status. This may be done using

email, if an entrant has supplied an email address on their entry form, giving the Trial Secretary permission to contact the exhibitor in that manner. If no email address is supplied by the entrant then they must be contacted by USPS regular mail using the address supplied on the entry form. After the closing of entries, the running order within a height must be determined by a random drawing of the entries in each height division. Trial Secretaries must not allow their computer scoring systems to always use the same order of dogs within their database but must ensure that a random ordering of dogs within a height is achieved. Multiple entries in the same class and height which will be handled by a single individual must be separated as much as possible.

A judging schedule and the results of the random draw of each height and within each class will be sent to all entrants. Entrants will receive the catalog number assigned to each of their dogs only, along with their dog's registration number for verification of accuracy in the catalog. Included in the judging schedule will be the quantity of dogs in each of the heights within the classes. It is not required that any of the catalog numbers for any of the other entrants be listed on the judging schedule. Due to the moving of entries after the close of the trial but in accordance with the move-up regulations the numbers assigned to dogs do not necessarily indicate what their running order will be at the trial.

The judging schedule will be sent to entrants as soon as possible after entries have closed but at least seven (7) days minimum, prior to the first day of the event. Trial secretaries may also publish a full running order that includes catalog number, the dog's call name, breed of dog, along with handler and/or owner. This may be done using email as described above. Trial Secretaries shall include the following sentence on the required judging schedule and on the running order if one is published prior to the trial: "This is a preliminary judging schedule which is contingent upon the move-up entries that may not have been received yet."

Exhibitors must be provided stickers (or armbands) indicating their dog's catalog number for that trial. These may be mailed with the judging schedule or available for pick up at the trial.

Dogs may be run in a different height or dog order from that which was drawn when, in the opinion of the judge(s) and/or the Event Committee, such a change will result in a desirable and reasonable time savings.

**Section 20. Move-ups.** Move-ups prior to a set of trials: Dogs shall be moved up to a higher class at the request of the owner, as a result of qualifying for an agility title, provided that the request is made in writing to the Trial Secretary not later than 6:00 p.m. on the Monday preceding the set of trials for trials starting on a Thursday-Sunday. For trials that start on Monday-Wednesday, move-ups preceding the set of trials shall be accepted if received by the Trial Secretary no later than seven (7) days prior to the trial (i.e., for a Tuesday trial move-up requests must be made prior to 6:00 p.m. on the previous Tuesday). All move-up documentation must be on site during the trial weekend. It is recommended that catalogs be printed with all dogs listed in the proper class that they are actually running in, having accounted for move-ups.

Day-to-Day Move-ups: Move-ups from day-to-day at

a set of back-to-back agility trials shall be at the discretion of the club. The request for moving up must be made in writing at the trial site to the Trial Secretary not later than the day preceding the event. The club shall state clearly in its premium list whether move-ups will be allowed "day-to-day."

All move-up entries are subject to availability of the class and payment of any difference in entry fee.

When a dog is moved up in the official catalog after the catalog has been printed, it is only necessary to input the following information:

1. In the class where the dog was moved from, indicate which class the dog has moved to (i.e., Moved to Open 24").
2. In the class where the dog has moved to, indicate the dog's running order number and from what class it has moved from (i.e., Moved from Novice B 24").

Note: all base information (i.e., AKC name, AKC number, etc.) need only be listed in the class the dog was originally entered in. The dog's score should be recorded and scored in the class that it has moved to.

Individual judging limits may be exceeded only when the club has accepted move-ups, or when accepting wait-listed entries after closing.

Dogs having attained their first AKC Agility title (Std, JWW, T2B, or FAST) must be moved to the Novice B class (Std, JWW, or FAST) for all trials for which entries have not closed. If entries have already closed on the date the dog obtained its title, the dog shall remain in the class in which it was originally entered or be moved up in level (i.e., Novice to Open) at the request of the owner; subject to the move-up criteria, except as stated in Chapter 1, Section 21 regarding Novice A entries.

**Section 21. Change of Entry.** In addition to Move-ups as described in Chapter 1, Section 20 entries may also be changed as noted in this section. A dog which has been entered in a Novice "A" class for which it is not eligible to be entered in due to class restrictions on the dog or handler may be moved to the Novice "B" class under the following conditions:

The request for the move must be in writing and presented to the superintendent or trial secretary at least 30 minutes prior to the start of each trial.

The request must state the reason and justification for the move from a Novice "A" class to the Novice "B" class.

After the close of entries a dog may be moved down in their class level (i.e., Master to Excellent). The request for the move to the class for which the dog is eligible must be in writing and submitted to the superintendent or trial secretary at least 30 minutes prior to the start of the trial.

**Section 22. Declining Entries and Excusing a Dog from the Trial.** The Event Committee may decline any entries or may remove any dog from its event for cause, but in each such instance shall file good and sufficient reasons for doing so with the American Kennel Club.



## Section 23. Handling Dog Aggression.

### Event Committee Responsibility:

Any dog, that in the opinion of the Event Committee, attacks a person or a dog at an AKC event, resulting in an injury, and is believed by that Event Committee to present a hazard to persons or other dogs, shall be disqualified. When the dog is disqualified by the Event Committee pursuant to this section, a report shall be filed with the Executive Secretary of the American Kennel Club. The disqualified dog may not again compete at any AKC event nor be on the grounds of an AKC event unless and until, following application for reinstatement by the owner to the American Kennel Club, the owner receives official notification in writing from the AKC that the dog's eligibility has been reinstated. If the Event Committee becomes aware of any act of dog aggression that takes place in association with their event, the Committee must look into the incident and complete the form (AEDSQ4). No exhibitor complaint is required.

### Judge's Responsibility:

1. If the dog displays **THREATENING OR MENACING BEHAVIOR** towards a person in the ring, a dog at the start line, a dog or person outside the ring, or leaves the ring and displays these behaviors toward a dog or person outside the ring:

- The judge must **EXCUSE** the dog from the ring and mark "EXCUSED" in the catalog, stating the reason. This information is to be included in the Judge's Report to the Director of Agility.

2. If a dog in the ring **ATTACKS** another dog (usually at the start line), leaves the ring and **ATTACKS** another dog, or runs into the ring and **ATTACKS** another dog:

- The judge must **EXCUSE** the dog and seriously consider doing so for the remainder of the day or series of shows, and must mark "EXCUSED" in the catalog, stating the reason.

- The judge must fill out a current **DOG ON DOG ATTACK** form (AEDSQ3) and have the Event Committee/Secretary FAX it to AKC Event Operations within 72 hours of the incident.

3. If a dog **ATTACKS** any person in the ring or **ATTACKS** the judge while being measured:

- The judge must **DISQUALIFY** the dog, and mark "DISQUALIFIED" in the catalog, stating the reason.

- The judge must fill out a current **DISQUALIFICATION FOR ATTACKING** form (AEDSQ1) and have the Event Committee/Secretary FAX it to AKC Event Operations within 72 hours of the incident.

4. If a dog either displays **THREATENING OR MENACING BEHAVIOR**, or **ATTACKS** a VMO or Field Representative while being measured:

- The behavior must be reported immediately to the Event Committee, asking for an investigation to determine if the dog should be **DISQUALIFIED** and/or asked to leave the show grounds. The Judge of Record should also be notified that the dog could not be measured.

5. Any dog presented for measurement by the Judge of Record that is unable to be measured due to **AGGRESSION**

must be excused by the judge of record as described in Section 1 above.

**Note:**

- In any of the above situations, if there is an **EXCUSAL**, this type of report becomes part of the dog's record and is applied toward the dog being permanently barred from AKC agility events. If two separate incidents are reported to the AKC Director of Agility, the dog will be barred from all future AKC agility events.
- In any of the above situations, if there is a **DISQUALIFICATION**, this type of report signifies that the dog may not compete at any AKC event nor be on the grounds of any AKC event unless and until, following application for reinstatement by the owner to the AKC, the owner receives official notification in writing from the AKC that the dog's eligibility has been reinstated.
- If a dog is **DISQUALIFIED** and the Event Committee determines the dog to be a possible danger, the dog must be removed from the show grounds. The Event Committee always has the option of asking that any dog be removed from the show grounds if they feel that the dog is a threat to other dogs or to people.
- In all instances of aggression associated with an event:
  - The judge must submit to the Director of Agility, a written report of the incident along with the judge's trial report.
  - The Trial Chairman must submit to the AKC, a written report of the incident along with the Trial Chairman's report.
  - The Trial Secretary must submit to the AKC, a written report of the incident along with the trial catalog.

**Section 24. Ribbons and Rosettes.** A club holding a licensed or member trial shall offer a ribbon or rosette to each dog that receives a qualifying score, and to dogs placing first through fourth in each height division of each class.

Each qualifying score ribbon or rosette shall be dark green in color, at least two inches wide and approximately eight inches long and shall bear on the face a facsimile of the seal of the American Kennel Club, the words "Agility Trial," "Qualifying Score," and the name of the trial-giving club.

Ribbons or rosettes must also contain the name of the class, date and location of the event, all of which may appear on the face or the back tab or label.

Placement ribbons or rosettes shall conform to the foregoing requirements except that they shall state First, Second, Third, or Fourth Place in place of "Qualifying Score," and shall be the following colors:

First Place.....	Blue
Second Place .....	Red
Third Place .....	Yellow
Fourth Place .....	White

At licensed or member trial, placement and qualifying ribbons are only required when there is an entrant in the class.

At a licensed or member trial, placement ribbons shall not be awarded to any dog that does not acquire a qualifying score.

If qualifying or placement ribbons or rosettes are awarded at sanctioned trials, they must not conform to the requirements specified above, but shall be the following colors:

First.....	Rose
Second .....	Brown
Third .....	Light Green
Fourth .....	Gray
Qualifying .....	Green with pink edges

**Section 25. Catalogs.** A club holding a licensed or member club agility trial must prepare an official catalog once entries have been closed and drawn. The catalog must list the dogs in the order drawn in each class along with the full AKC name, AKC number, breed, date of birth, sex, name of owner (and handler, if different from owner) and if the dog is handled by a junior handler include their AKC junior handler number. Additionally, the catalog shall list the owners and their addresses.

The catalog must state the name of the trial-giving club, the date and exact location of the event, and whether the event is “licensed by the American Kennel Club,” or held by an “AKC member club.” The catalog shall measure not less than 5 ½ x 8 ½ inches, and not exceed 8 ½ x 11 inches and must have the AKC logo on the front cover.

The catalog must be prepared in the following class order regardless of the order in which the classes were run at the event. All Standard classes, followed by all Jumpers With Weaves classes, followed by the Time 2 Beat class, followed by all FAST classes. Within the Standard, Jumpers with Weaves, and FAST title tracks, they must appear in the following order:

- Novice A
- Novice B
- Open
- Excellent
- Master
- Premier
- Novice Preferred
- Open Preferred
- Excellent Preferred
- Master Preferred
- Premier Preferred

Time 2 Beat must be placed in the following order:

- Time 2 Beat
- Time 2 Beat Preferred

Within each title track, the height divisions must be arranged from low to high.

The following certifications must appear in the catalog and may not be truncated:

### Judge's Certification

I certify that \_\_\_ dogs received qualifying scores in Std class and \_\_\_ dogs received qualifying scores in JWW class and \_\_\_ dogs received qualifying scores in T2B class and \_\_\_ dogs received qualifying scores in FAST class in this event and that the above information identifying these dogs was entered prior to my/our signing this page.

---

Judge's Signature

### Agility Trial Secretary's Certification

I certify that the Judge(s) has verified the above information and signed this page. Number of dogs entered in Std class \_\_\_\_\_, number of dogs entered in JWW class \_\_\_\_\_, number of dogs entered in T2B class \_\_\_\_\_, and number of dogs entered in FAST class \_\_\_\_\_. Number of dogs withdrawn from Std class \_\_\_\_\_, number of dogs withdrawn from JWW class \_\_\_\_\_, number of dogs withdrawn from T2B class \_\_\_\_\_, and number of dogs withdrawn from FAST class \_\_\_\_\_. Total participating in Std class \_\_\_\_\_. Total participating in JWW class \_\_\_\_\_. Total participating in T2B class \_\_\_\_\_. Total participating in FAST class \_\_\_\_\_. Total number of qualifying scores \_\_\_\_\_.

---

Trial Secretary's Signature

A minimum of two (2) copies of an unmarked catalog must be printed after the closing date/time of pre-trial move-ups unless the club has the ability to make copies on-site and/or has redundant computer equipment on-site, then the minimum is reduced to one (1) copy. The printed catalog(s) must be updated daily to account for day-to-day move-ups if the trial weekend encompasses three (3) or more consecutive days. The unmarked catalog(s) must be at the event prior to the start of the trial. Following completion of judging, the Agility Trial Secretary shall mark the official catalog with the letter "Q" for "Qualified" next to the names of all dogs that received qualifying scores. The judge(s) shall then certify the accuracy of the marked awards, and both Agility Trial Secretary and the judge(s) shall complete their appropriate certifications. Separate certifications (both judge(s) and Trial Secretary's) for each judge of record, are required in the catalog.

**Section 26. Scorekeeping Requirements.** The following information shall be recorded in the official catalog submitted to the AKC.

- In the header for each height division of each class, the following information should appear:
  - Number of entries (number of entries at closing less the number of entries withdrawn)
  - Number competing in the class
  - Number of qualifying scores
  - Number of withdrawals
  - Course yardage (except FAST and T2B and Premier)
  - Standard Course Time (except for Premier)

- Record next to each entry of each dog one of the following:
  - Qualified (Q)
  - Did not qualify (NQ)
  - Absent (ABS)
  - Excused for aggression (EXC)
  - Disqualified for attack (DQ)
  - Withdrawn – in season (AIS)
  - Withdrawn – judge change (AJC)
- If “Qualified,” the dog’s score and actual running time (to the 100<sup>th</sup> of a second) shall also be recorded. Additionally, if the dog places first (1<sup>st</sup>) through fourth (4<sup>th</sup>) in its height class the placement shall be recorded next to the dog’s information in the left-hand column.
- If “NQ,” “ABS,” “AIS,” or “AJC” nothing else is recorded in the catalog. No recording fees are due for dogs that are withdrawn for a bitch in season or due to a judge change.
- If “EXC,” a brief description must also appear in the catalog and should also be described in the Trial Chairman’s report, the judge’s report, and the Trial Secretary’s report. In case of a dog-on-dog attack, the appropriate form must be completed.
- If “DQ,” a brief description must also appear in the catalog and should also be described in the Trial Chairman’s report, the judge’s report, and the Trial Secretary’s report. The appropriate form must be completed and faxed to the AKC.

Scores should be posted for the exhibitors at the trial site with dog’s actual running times to the 100<sup>th</sup> of a second (even for “NQ’s”). The club must make the following information available for each height class: the course yardage and Standard Course Time, and for each participant their score (if qualifying), actual running time and placement (if first through fourth).

**Section 27. Recording Fees.** At every licensed or member club trial, a recording fee of \$3.50 shall be required for the first entry of each dog, and \$3.00 for each additional entry of the same dog. (Each day is a separate trial.) Non-regular agility classes do not require a recording fee. When a recording fee is calculated, it does not include withdrawals.

**Section 28. Submission of Records.** An official marked catalog containing the names and other identifying information for all entries indicating all dogs receiving qualifying scores and placements signed and certified by the judge(s) and the Trial Secretary, with a complete Trial Secretary’s report, and recording fees must be sent to the American Kennel Club so as to reach its office within seven (7) days after the close of the event. Also within seven (7) days, the Trial Chair shall complete an “Agility Trial Chair Report” form online and submit it to the AKC Director of Agility electronically.

A club holding a licensed or member trial shall provide the judge(s) with a marked catalog. The club shall retain a marked catalog for their records, a copy of the course maps, as well as maintain all entry forms, a copy of the completed Dogs To Be Measured List, and move-up forms for a period of at least one (1) year. The judge must be provided their copy of the marked catalog prior to leaving the show site.

**Section 29. Cancellation of Awards.** If an ineligible dog has been entered and run in a licensed or member trial, or if the person or persons named as owner or owners on the entry form are not the person or persons who actually owned the dog at the time entries closed, or if the dog is run in a class in which it is not entered or not eligible for, or its entry form is deemed invalid by the American Kennel Club under the Rules and Regulations, all resulting awards shall be canceled by the American Kennel Club.

If an award is canceled by the American Kennel Club, the entrant of the dog shall return all prizes to the Secretary of the trial-giving club within 10 days of receipt of notice from the American Kennel Club of said cancellation.

**Section 30. Approval of Judges.** The American Kennel Club must approve judges officiating at licensed or member trials. A club may submit for approval the name of any licensed agility judge to judge at their event. Licensed agility judges are required to remain current regarding new regulations and policies by completing a Continuing Education Seminar every three years.

**Section 31. Judges' Responsibilities.** Judges are responsible for making agility trials meaningful and reasonably challenging, and for judging in accord with these *Regulations* and the *Agility Judges Guidelines*.

Judges must inspect the course area and check the equipment before starting the trial.

A judge may excuse a dog on any level if in his or her opinion the dog cannot be controlled. A judge may also excuse any dog which he or she considers unfit to participate.

The judges must promptly excuse any handler who willfully interferes with another dog or handler, or who abuses their dog, or in any way displays conduct prejudicial to the sport of dogs and the American Kennel Club, or who disregards a judge's direct order. The judge must report such incidents to the Event Committee for further action under Chapter 5 of the *Rules Applying to Registration and Discipline* and *Dealing With Misconduct* booklet.

Judges cannot compete in the event where they are judging.

Judges must attend an AKC continuing education seminar at least once every three (3) years and must meet the requirements as determined by AKC.

No judge may judge a dog at a licensed or member club trial if he or she or any member of his or her family owns or co-owns the dog. The word "family" shall include a spouse, a sibling, a parent or a child, (whether natural or adopted), or a household member of the judge in question, but shall not extend to other blood or legal relationships.

A judge may not accept an assignment that is within 30 days and 200 miles of a previously accepted assignment. This requirement does not pertain to sanctioned trials, breed specialties where only one breed is exhibited, or non-regular classes. A non-regular class may be judged by a judge who is exhibiting at the trial as long as they are not entered in the non-regular class.

Judges shall not review video for determination or explanation of a dog's score. Video may be used in case of a stopwatch malfunction to determine a dog's time. Video may also be used to verify the correct run order of dogs in the event score sheets have been used out of order.

## Chapter 2 Classes, Titles, and Height Divisions

**Section 1. Classes.** All agility classes held on the day of a member club or licensed trial must have prior approval by the AKC Secretary. Only approved classes such as the Standard (Std) Agility class, the Jumpers With Weaves class (JWW), Time 2 Beat class (T2B), FAST class and other approved non-regular classes are allowed. A dog may be entered in only one Standard Agility class, one Premier Standard Agility class, one Jumpers With Weaves class, one Jumpers With Weaves Premier class, one Time 2 Beat class, and one FAST class, offered by a club per day. This shall not preclude eligible dogs from competing in additional prior-approved non-regular classes on the same day. If a club has been approved to hold a Special Event Agility Trial with the same class offered multiple times, the above participation limit does not apply for the approved Special Event.

A licensed or member agility trial need not include all of the agility classes, but a club will not be approved to hold the Open Standard/Jumpers With Weaves/FAST class unless it also holds the Novice Standard/Jumpers With Weaves/FAST class. A licensed or member agility trial will not be approved to hold Excellent/Master/Premier Standard/Jumpers With Weaves/FAST class unless it also holds the Open Standard/Jumpers With Weaves/FAST class. If a club has been approved to hold a Special Event Trial, the above limitation on how classes may be offered does not apply for the approved Special Event.

Clubs are eligible to hold an all Standard class trial or an all Jumpers With Weaves class trial. A club may be approved to hold an Excellent/Master/Premier Standard and/or Excellent/Master/Premier Jumpers With Weaves only trial on the day preceding, or the day after a minimum of a two-day trial in which all levels of agility classes are offered. In addition a club may offer all levels of the FAST class and the T2B class on the day preceding, or the day after a minimum of a two-day trial in which all levels of agility classes are offered.

The licensed or member agility trial may also offer the T2B class and Excellent/Master FAST classes, and/or the non-regular International Sweepstakes (ISC) class in conjunction with the Regular and Preferred classes on the Excellent/Master trial day. Any licensed or member club that has been approved to hold an agility trial may offer additional optional non-regular classes. The non-regular class must be submitted on a “Non-Regular Agility Class” application and approved by the AKC. If a non-regular class is one that is not defined in these regulations, a clear and complete description of both the eligibility and performance requirements must appear in the premium list.

**Special Event Trial.** Clubs may apply for one Special Event Trial per year. A Special Event Trial is where the club proposes a unique mix of regular AKC classes and/or non-regular classes or a unique eligibility criterion. A club may not change the other Regulations pertaining to regular classes including the equipment regulations. Special Event Trials must be open to all breeds including All-American dogs except at specialty events open to one breed. Regular classes offered at Special Event Trials count toward titles. A Special Event Trial counts as one of the 12 events per year a club may offer.

The application for a Special Event trial cannot be done online. An Agility trial paper application along with a “Special Event Agility Trial” application must be submitted no later than eighteen (18) weeks prior to the trial. The Special Event Agility Trial form must be reviewed and approved by the AKC.

## Regular Titling Classes

**Novice Agility Standard & Novice Jumpers With Weaves Classes.** The Novice Agility Standard class and the Novice Jumpers With Weaves class are divided into Divisions A and B. **Division A** is for dogs that have never acquired any AKC agility title. Additionally, a dog entered in Novice A must be handled by a person that has never put an AKC agility title on any dog, and the handler must be the owner, co-owner, or a member of the owner’s household. Handlers that co-own a dog and have never put an AKC agility title on a dog may enter the Novice A class regardless of the other co-owner’s AKC agility accomplishments. Dogs eligible for Novice A may be entered in the Novice B class at the discretion of the owner. **Division B** is for dogs that have acquired the Novice Agility title, or the Novice Agility Jumper title, or for persons who have handled a dog to any AKC agility title, and for dogs being handled by someone other than the owner, co-owner, or household member subject to the restrictions listed above. A dog may continue to be shown in the Novice B class until they have acquired a qualifying score towards their Open title. Whenever the Novice class is offered, both divisions A and B must be offered.

**Open Agility Standard Class.** Open to dogs that have acquired the Novice Agility or the Open Agility titles but have not acquired a qualifying score towards their Agility Excellent title.

**Open Jumpers With Weaves.** Open to dogs that have acquired the Novice Agility Jumper or the Open Agility Jumper titles but have not acquired a qualifying score towards an Excellent Agility Jumper title.

**Excellent Agility Standard Class.** Open to dogs that have acquired the Open Agility title, and to dogs that have acquired the Agility Excellent title but that have not acquired a qualifying score towards their Master Agility Excellent title.

**Excellent Jumpers With Weaves Class.** Open to dogs that have acquired the Open Agility Jumper title and to dogs that have acquired the Excellent Agility Jumper title but have not acquired a qualifying score towards their Master Excellent Jumper title.

**Master Agility Standard Class.** Open only to dogs that have acquired the Agility Excellent title, and to dogs that have acquired the Master Agility Excellent title.

**Premier Agility Standard Class.** Open only to dogs that have acquired the Agility Excellent title.

**Master Jumpers With Weaves Class.** Open only to dogs that have acquired the Excellent Agility Jumper title and to dogs that have acquired the Master Excellent Jumper title.

**Premier Jumpers With Weaves Class.** Open only to dogs that have acquired the Excellent Agility Jumper title.

Whenever the Excellent classes are offered both Excellent and Master classes must be offered.

(See FAST class descriptions in Chapter 9 and the Time 2 Beat class description in Chapter 10.)



**Section 2. Regular Agility Titles.** Credit toward AKC agility titles is earned only by qualifying in AKC licensed and member club agility trials. The titles earned at AKC agility trials are Novice Agility (NA), Novice Agility Jumper (NAJ), Open Agility (OA), Open Agility Jumper (OAJ), Agility Excellent (AX), Excellent Agility Jumper (AXJ), Master Agility Excellent (MX), Master Excellent Jumper (MXJ), Premier Agility Dog (PAD, Premier Jumpers Dog (PJD) and Master Agility Champion (MACH).

The regular Time 2 Beat title is Time 2 Beat (T2B). Regular FAST titles are Agility FAST Novice (NF), Agility FAST Open (OF), Agility FAST Excellent (XF), Agility Master FAST Excellent (MXF).

The AKC will identify dogs qualifying for titles by the appropriate title designations (NA, NAJ, OA, OAJ, AX, AXJ, MX, MXJ, PAD, PJD) following their AKC name in all official AKC records. In each case, the higher Standard or JWW title will supersede the preceding Standard or JWW title in all official AKC records such that the highest Standard and the highest JWW title will be listed. PAD and PJD titles will supersede all titles through the Excellent level (AX and AXJ), but will not supersede the Master level titles (MX and MXJ). The AKC will identify a dog that achieves the Master Agility Champion title (MACH) by the appropriate designation (MACH) preceding their AKC name in all official AKC records. The MACH designation will supersede all lower level Regular Standard and Regular Jumpers With Weaves agility titles, except the titles from the Premier classes.

In order to acquire an agility title, a dog must earn the following number of qualifying scores per class level under at least two different judges.

Standard Class	Qualifying Scores Required	JWW Class	Qualifying Scores Required	Scores Obtained From
NA	3	NAJ	3	Novice A and/or B Class
OA	3	OAJ	3	Open Class
AX	3	AXJ	3	Excellent Class
MX	10	MXJ	10	Master Class
<u>PAD</u>	<u>25 including 5 in top 25%</u>	<u>PJD</u>	<u>25 including 5 in top 25%</u>	<u>Premier Class</u>

To obtain the Master Agility Champion title (MACH), a dog must exhibit superior performance on the agility course. Speed and consistency are the two major qualities denoting “superior performance” and therefore they are the basis for the Master Agility Championship program.

In order to acquire the Master Agility Champion title, a dog must achieve a minimum of 750 championship points and 20 double qualifying scores obtained from the Master Standard Agility class and the Master Jumpers With Weaves class.

### MACH Points

750 points required minimum

- 1 point is awarded for each full second under standard

course time. (No partial points are awarded.)

- Dogs earn points from the Master Agility Standard class and/or the Master Jumpers With Weaves class.

### **Double Qualify (2Q's)**

20 (2Q's) required minimum

- Dogs qualifying with scores of 100 in both the Master Agility Standard class and the Master Jumpers With Weaves class on the same day.
- Qualifying in both the Master Agility Standard class and the Master Jumpers With Weaves class on the same day equals 1 (2Q).

**Requirements General Scoring.** Only scores of 100 (clear rounds) obtained in the Master classes will count towards a dog's Master Agility Championship requirements.

A dog does not have to obtain the Master Agility Excellent title (MX) or the Master Excellent Jumper title (MXJ) prior to achieving scores that will count towards their Master Agility Championship title (MACH). A dog does not need to be in both of the Master classes in order to start accruing MACH points. Any score of 100 (clear round) obtained in the Master classes will count towards both the dog's Championship requirements, and the dog's MX titling requirements.

**Titles:** The MACH title initials will be followed by a numeric designation indicating the quantity of times the dog has met the requirements of the MACH title as defined above, e.g., 1500 MACH points and 40 2Q's = MACH2.

**Section 3. Recognized Achievement.** In order to recognize consistency and longevity in the Master Standard, Master Jumpers With Weaves and Master FAST classes, the AKC will record a Lifetime Achievement title on the dog's record. There is no limit to this achievement. (For example, a dog with the MXC title plus twenty-five additional Master Standard class qualifying scores would have the MXB2 title.)

The AKC will identify dogs qualifying for Lifetime Achievement titles by the appropriate title designations (MXB, MXB2; MXS, MXS2; MXG, MXG2; MXC, MXC2, etc.) following their AKC name in all official AKC records. In each case, the higher Lifetime Achievement title will supersede the preceding Lifetime Achievement title in all official AKC records such that the highest title will be listed.

**The Lifetime Achievement Standard titles and requirements are:**

**Master Bronze Agility Title = MXB.** Requires twenty-five Master Agility Standard class qualifying scores of 100.

**Master Silver Agility Title = MXS.** Requires the MXB title plus twenty-five additional Master Agility Standard class qualifying scores of 100.

**Master Gold Agility Title = MXG.** Requires the MXS title plus twenty-five additional Master Agility Standard class qualifying scores of 100.

**Master Century Agility Title = MXC.** Requires the MXG title plus twenty-five additional Master Agility Standard class qualifying scores of 100.

**The Lifetime Achievement Jumpers With Weaves titles and requirements are:**

**Master Bronze Jumpers Title = MJB.** Requires twenty-five Master Jumpers With Weaves class qualifying scores of 100.

**Master Silver Jumpers Title = MJS.** Requires the MJB title plus twenty-five additional Master Jumpers With Weaves class qualifying scores of 100.

**Master Gold Jumpers Title = MJG.** Requires the MJS title plus twenty-five additional Master Jumpers With Weaves class qualifying scores of 100.

**Master Century Jumpers Title = MJC.** Requires the MJG title plus twenty-five additional Master Jumpers With Weaves class qualifying scores of 100.

**The Lifetime Achievement FAST titles and requirements are:**

**Master Bronze FAST Title = MFB.** Requires twenty-five Master FAST class qualifying scores of 60 points or greater.

**Master Silver FAST Title = MFS.** Requires the MFB title plus twenty-five additional Master FAST class qualifying scores of 60 points or greater.

**Master Gold FAST Title = MFG.** Requires the MFS title plus twenty-five additional Master FAST class qualifying scores of 60 points or greater.

**Master Century FAST Title = MFC.** Requires the MFG title plus twenty-five additional Master FAST class qualifying scores of 60 points or greater.

**The Lifetime Achievement Premier titles and requirements are:**

**Premier Agility Dog Bronze Title = PDB.** Will start with the PDB2, which require a PDC Title plus 25 additional legs with 5 legs earned for being in the 25% of the dogs that compete in their class.

**Premier Agility Dog Silver Title = PDS.** Requires PAD Title plus 25 additional legs with 5 legs earned for being in the 25% of the dogs that compete in their class.

**Premier Agility Dog Gold Title = PDG.** Requires PDS Title plus 25 additional legs with 5 legs earned for being in the 25% of the dogs that compete in their class.

**Premier Agility Dog Century Title = PDC.** Requires PDG Title plus 25 additional legs with 5 legs earned for being in the 25% of the dogs that compete in their class.

**The Lifetime Achievement Premier Jumpers With Weaves titles and requirements are:**

**Premier Jumpers Dog Bronze Title = PJB.** Will start with the PJB2, which require a PJC Title plus 25 additional legs with 5 legs earned for being in the 25% of the dogs that compete in their class.

**Premier Jumpers Dog Silver Title = PJS.** Requires PJD Title plus 25 additional legs with 5 legs earned for being in the

25% of the dogs that compete in their class.

**Premier Jumpers Dog Gold Title = PJG.** Requires PJS Title plus 25 additional legs with 5 legs earned for being in the **25% of the dogs that compete in their class.**

**Premier Jumpers Dog Century Title = PJC.** Requires PJG Title plus 25 additional legs with 5 legs earned for being in the **25% of the dogs that compete in their class.**

Additionally, in order to recognize consistency and longevity in the Time 2 Beat classes (Regular and Preferred), the Time 2 Beat title will be followed by a numeric designation indicating the number of times the dog has met the requirements of the T2B title (T2B2, T2B3, T2BP2, T2BP3, etc.).

**Section 4. Height Divisions, Measurement, Measuring Devices.** Dogs may only be entered in one jump height division per day for all classes. The following jump height divisions shall be used in all trial Regular classes:

- 8 Inches: For dogs 11 inches and under at the withers.
- 12 Inches: For dogs 14 inches and under at the withers.
- 16 Inches: For dogs 18 inches and under at the withers.
- 20 Inches: For dogs 22 inches and under at the withers.
- 24 Inches: For dogs over 22 inches at the withers.
- 26 Inches: Dogs may be entered at this height at their owner's discretion.

Owners are responsible for entering the proper height divisions. Exhibitors are responsible for verifying the proper jump height is set prior to running. Handlers may opt to enter in a higher height division for all Regular titling classes, but not in a division lower than their proper height division. If the dog's height at the withers exceeds the maximum allowed for the jump height which the dog has entered, the dog shall be moved-up into the proper jump height if the dog was measured prior to their run. In no case may a dog be moved down in height based on a judge's measurement at a trial. Dogs that run in a height division lower than their proper division will be eliminated. Judges reserve the right to measure dogs they believe might belong in a different division, and any dog whose entry in a given division might be questioned. **Exception:** Owners/Handlers that have in their possession (on the show grounds) a permanent or valid temporary Jump Height Card for the dog in question, issued by the AKC Agility Dept., are exempt from being measured and the judge shall accept the measurement that is listed on the Jump Height Card.

All clubs are required to have an AKC approved official measuring device on site at the event. Only the approved measuring device shall be used to determine a dog's height for their Jump Height Card.

**Section 5. Jump Height Card.** All dogs competing in agility must possess an official AKC Jump Height Card. An official AKC Jump Height Card is defined as either a permanent jump height card, a valid temporary jump height form, copies of two different measuring forms (placing the dog in the same height class) dated on or after the dog's second birthday, or copies of three different measuring forms (two of

which place the dog in the same height class) dated on or after the dog's second birthday.

At two (2) years of age two measurements are required by two different Volunteer Measuring Officials (VMO's) or AKC Field Reps. If these two measurements put the dog in two different jump heights, then a third measurement will be used to determine the dog's official jump height. The handler will retain all yellow forms until the second (or third) measurement is taken and the permanent jump height card is received from AKC. No permanent height card will be issued until the second (or third) measurement is officially recorded, with the exception of dogs measuring over 22 inches whose owner may request the issuance of a permanent height card with one measurement.

The owner's request to issue a permanent card for a dog that measures over 22 inches after one measurement will negate the option of any additional measurements for that dog's permanent jump height card. To receive the card after one measurement, the owner must sign and check the appropriate box on the Agility Measurement Form acknowledging the request to issue a permanent jump height card for dogs over 22 inches. In making this decision, it still allows for the owner to request that the dog be re-measured by using the Challenge Measurement Process in the future.

For dogs between 15 months and two years of age, one measurement is required. The handler will retain the yellow measurement form. This form is the dog's temporary jump height card; no card will be issued by AKC. A card will not be issued until the dog's permanent measurement is recorded. This temporary jump height card form expires on the dog's second birthday.

Dogs that do not have a valid Jump Height Card must be measured by a judge of record for that trial and will only be effective for that set of trials, excluding the dogs jumping in the 24-inch or 26-inch height division.

If an AKC Field Representative or a Volunteer Measuring Official (VMO) is present, all dogs that have not been issued a permanent Jump Height Card or temporary jump height (yellow) form must be measured for a Jump Height Card regardless of the jump height entered.

Any dog presented for measurement that is unable to be measured by the judge of record due to aggression must be excused by the judge of record. Dogs that cannot be measured for any other reason by the judge of record should receive an NQ in the catalog for all classes entered that day.

If a dog is measured by an AKC Field Representative or Volunteer Measuring Official (VMO) and is now eligible to jump in a lower height class, the measurement is only effective immediately for any future runs. This does not apply to a challenge measurement for a permanent jump height card for dogs two (2) years of age or older.

Prior to the second birthday, a dog may have one additional measurement after the initial official measuring. The measurement official shall be informed that the re-measurement is a "challenge" measurement and the box on the form shall be checked off.

Misrepresentation of a dog, including altering information on a Jump Height Card, is grounds for misconduct. Exhibitors

should carry the original valid official Jump Height Card at each trial to present upon request.

If there is not an AKC Field Representative or Volunteer Measuring Official in attendance, all dogs that have not been issued a permanent Jump Height Card or temporary jump height (yellow) form may still compete; however, they must be measured by a judge of record for the trial, prior to running at each trial. The judge's measurement will be valid for this trial or back-to-back trials only. For the judge's planning purposes, the Trial Secretary should provide the judge with a list of dogs that need to be measured. This list is comprised of all entries where "My Dog Needs To Be Measured" was check-marked on the entry form. Jump height cards (including copies) do not have to be submitted to the trial secretary nor are jump height cards required to be shown during check-in. If a measurement is necessary, it is the exhibitor's responsibility to have their dog(s) measured prior to running.

After the age of two (2), the owner of a dog is allowed a one-time request to make use of the challenge measurement process over the dog's lifetime. This challenge measurement process consists of a minimum of two (2) challenge measurements. If both challenge measurements place the dog into the same jump height class, then AKC will issue a new permanent card. If only one of the two challenge measurements places the dog in a different jump height class, then a third challenge measurement is required to determine the dog's jump height class.

Until such time that the dog has received all required challenge measurements, the dog must continue to compete at the "original" jump height. When the second (or third) measurement is completed in the Challenge Measurement Process and the new shoulder height is different from the Permanent Jump Height Card previously issued, the new shoulder height becomes effective immediately.

## Chapter 3

### Obstacle Specifications and Performance Requirements

**Section 1. Obstacle and Jump Specifications.** The following specifications will apply to all obstacles. When no tolerance or range is given for a dimension, a tolerance of 4.0 percent is implied. Tolerances do not apply when a range is specified.

**Section 2. Obstacle Performance.** The correct performance of each obstacle is listed immediately following the specifications for the obstacle.

#### Section 3. Obstacles.

**1. A-Frame.** The A-Frame is constructed from two panels, the top surface of which is constructed from wood or other fabricated material that can be properly surfaced. The panels are 35 to 49 inches wide, and their length is within 2 inches of 9 feet. Panels shall be flat and straight, and connected so as to eliminate gaps large enough to fit a dog's foot or toe. Panels may be 4 feet wide at the bottom and taper to 3 feet wide at the top if desired. The height of the A-Frame is to be set within 1 inch of 5 feet 6 inches, except for 4-inch and 8-inch jump heights, which shall have the A-Frame set to within 1 inch of 5 feet 0 inches. Top surface is a non-slip surface when wet or dry. Glossy paint is not allowed. Slats are placed across the width of the panels to provide footing. They are  $\frac{3}{8}$ -inch to  $\frac{1}{2}$ -inch thick and  $\frac{3}{4}$ -inch to 1  $\frac{1}{2}$ -inches wide, and they extend to within  $\frac{1}{4}$  inch of the panel sides. Slat edges shall be rounded or beveled so as not to be sharp, and  $\frac{1}{4}$ -inch radius is recommended. The centers of the slats are placed at 12-inch intervals with a 2-inch tolerance, and no slat is within 4 inches of the top of a contact zone. Contact zones are identified on the lower 42 inches of both panels with a  $\frac{1}{4}$ -inch tolerance. The color of the zones must contrast with the rest of the panel, but may not be white, black or brown. Bright yellow contact zones are recommended. It is recommended that the contact zone color extend to the side of the contact.

**Performance:** Dogs must ascend one panel and descend the other in the direction designated by the judge and they must touch the contact zone on the down side only, with any part of one foot prior to exiting the obstacle.

**2. Dog Walk.** The Dog Walk consists of a center section and two ramp sections, the surfaces of which are made from wood or other fabricated material that can be properly surfaced. All sections are 12 inches wide, plus or minus (+/-) an inch, and all are 12 feet long. Planks shall be connected so as to eliminate gaps large enough to fit a dog's foot or toe. Within a 2-inch tolerance, the top of the center section is 48 inches above the ground. The top surfaces of all sections must be non-slip when wet or dry. Glossy paint is not allowed. Slats that conform to those described for the A-Frame are placed across the width of the ramp sections to provide footing. Contact zones are identified on the lower 42 inches of both ramps with a  $\frac{1}{4}$ -inch tolerance, using the color specification described for the A-Frame.

**Performance:** Dogs must ascend one of the ramps, cross the center section, and descend the other ramp in the direction designated by the judge. They must touch the down contact zone with any part of one foot prior to exiting the obstacle.

**3. Seesaw.** The Seesaw consists of a plank (or panel) made of a wood or fabricated material that can be properly surfaced and is supported near the center by a base that acts as a fulcrum. The plank is 12 inches wide with a 1-inch tolerance, and 12 feet long. The base extends at least 2 inches past the sides of the plank with a gap not to exceed 4 inches so that dogs can see the pivot point, with the exception of the ground support which may be wider. The plank is balanced so that it hits the ground in less than 3 seconds when a 3-pound weight is placed 12 inches from the raised end. Clubs must provide a 3-pound weight and stopwatch to check this setting. The class judge is required to test the Seesaw's speed at the beginning of each trial. The club must have on-hand the materials to correct a slow-dropping Seesaw (example: Duct tape/fasteners, weights, etc.). The height of the Seesaw measured to the top of the board at the pivot point is 24 inches plus or minus (+/-) 2 inches. The top surface of the plank must be non-slip when wet or dry. Glossy paint is not allowed. Slats are not allowed on the Seesaw. Contact zones, 42 inches long, are identified on each end of the plank with a ¼-inch tolerance, using the color specification described for the A-Frame.

**Performance:** Dogs must ascend the plank touching the "up" contact zone with any part of one foot and cause the plank to pivot. At least one paw must touch the "down" contact zone after the plank has touched the ground and prior to exiting the obstacle with all four (4) paws.

**4. Pause Table.** The top of the Pause Table is a 36-inch square, plus or minus (+/-) 2 inches, with a non-slip surface (carpeting may be used). The vertical edge of the top of the table top must be 3 inches or greater in height and it is recommended that the table edge be of a color in contrast to the running surface and ring gating. The table top must be light in color, no dark color(s) are allowed. The height of the table (within 1 inch) is 8 inches for the dogs in the 8-inch and 12-inch divisions, 16 inches for dogs in the 16-inch and 20-inch divisions, and 24 inches for dogs in the 24-inch and 26-inch divisions.

**Preferred Class Requirement:** The Pause Table shall be set at 8 inches for the 4-, 8-, and 12-inch jump heights, and 16 inches for the 16- and 20-inch jump heights.

**Performance:** The dog shall pause on the table for five consecutive seconds. The judge's count shall start once all four (4) paws have touched the table (and the dog remains on the table top). Neither a sit nor a down position shall be required.

**5. Open Tunnel.** The Open Tunnel is a flexible tube of durable material that is capable of being formed into curved shapes. The two openings are round with a height and width of 24 inches plus or minus (+/-) 2 inches with 4-inch rib spacing required. Its length is 15 to 20 feet and it is secured in position to prevent a dog from moving it. No portion of a



tunnel holder that is underneath the tunnel shall be more than 1½-inches thick and the tunnel supports shall not have a rigid upright (i.e., steel/wood) that is capable of fitting between the ribs thus possibly projecting into the tunnel.

Open tunnels must be made of an opaque material. To ensure safety, the color of the material of an open tunnel may not be black. Double-lined tunnels shall not be allowed.

**Performance:** Dogs enter the end specified by the judge and exit the other end.

**6. Closed Tunnel.** The Closed Tunnel consists of a rigid entrance section, a solid material on both top and bottom of the chute opening. This construction should be as a continuous barrel look. A flat surface on the top is discouraged. The chute is attached to this barrel type of opening. The entrance section is 24 to 36 inches long, with the opening either 24 inches in diameter or 24 inches in width and height, with a 2-inch tolerance. The top edge of the opening shall be cushioned to prevent dogs from scraping their back when entering. Cushioning should not be included in the measurement. The bottom inside surface of the closed tunnel must have a non-slip surface. The non-slip surface must extend up the sidewalls to half the height of the barrel, or entrance section of the obstacle. The entrance section is either so heavy that dogs cannot move it when passing through the chute; or else it shall be secured in place.

The major portion of the tunnel is formed by a chute, which is constructed from an opaque, lightweight, rugged, cloth-like, water-resistant material, such as rip-stop nylon or pack cloth. It has only two openings, one of which is attached to the end of the entrance section, and one through which dogs exit the tunnel. The circumference of the chute flares from the circumference of the opening section to 96 inches at the exit. The length of the fabric on the chute must be between 6 feet and 6 feet 6 inches, measured with the chute fabric attached to the barrel and the measurement should be taken from the bottom edge of the exit end of the barrel (with the fabric lying on the ground) to the exit end of the chute fabric.

**Performance:** Dogs must enter the rigid entrance section and exit through the fabric chute.

**7. Weave Poles.** The Weave Poles shall have a fixed base with a rigid upright, to support the pole, no greater than 4 inches high as measured from the ground to the top of the rigid support. The base shall be coated with a non-slip surface and may be no higher than ¾-inch and no wider than 3½-inches. The base should be secured, so that the weave poles do not move from their location on the course. The poles must be nominal pipe size of ¾-inch PVC (1-inch approximate outside diameter) +/- 1/16-inch tolerance and can be made from Schedule 40 pipe or furniture grade PVC, 40 inches in height, and uniformly spaced at 24 inches (measured center to center using two of the rigid upright supports, with a +/- ½-inch tolerance in spacing). The base support must be located within 4 inches of the pole on the opposite side of the dog's path (e.g. the first support on the left side of the pole number one, second support on the right side of pole number two, etc.). It is recommended that the base supports

shall be a minimum of six inches long and shall be located as follows: “Six-pole section” – centered and placed at the off-side of the first and sixth pole and the off-side of the second and fifth pole. “Four-pole section” – centered and placed at the off-side of the first and fourth pole and the off-side of the second and third pole. “Three-pole section” – centered and placed at the off-side of the first and second poles (based upon ¼-inch x 3-inch steel). The pole shall be made out of Schedule 40 PVC or furniture grade PVC material that provides an equal amount of flex when set in the fixed base. Poles must be striped with a contrasting color so as to be visible to the dog. At a minimum, stripes must be placed at approximately 10 inches and 20 inches from the ground. Poles that flex at the base (spring type designs) are not allowed.

**Performance:** Dogs must enter the Weave Poles by passing between poles number 1 and number 2 from right to left. They must then pass from left to right through poles number 2 and number 3 and continue this weaving sequence until they pass between the last two poles. If the sequence is broken, the dog must restart the weave poles at the first pole, beginning anew between poles number 1 and number 2 from right to left. Dogs are allowed three attempts at the weave poles and then must go on.

**8. Bar Jumps.** Bar Jumps consist of bars that are supported by bar supports that are mounted to uprights. The supports must be positioned so that the tops of the bars can be set within ¼ inch of the seven different jump heights (4, 8, 12, 16, 20, 24, and 26 inches). Jump heights must be designated on the uprights by number or color coded. An additional position for a bar placed 2 to 6 inches above the ground is also required. Unless a jump is specified as a One Bar Jump by the judge, all jumps shall have at least two bars. In all classes the lower bar placement shall be determined by the judge.

The bars must be nominal pipe size of 1-inch PVC (1 5/16-inches approximate outside diameter) +/- 1/16-inch tolerance) and can be made from Schedule 40 PVC or furniture grade PVC, 4 to 5 feet long and striped for visibility. The bottom of the bar sits on top of the bar supports such that the bar is easily displaced. There must be adequate space for a bar to displace. Bar cups may be no wider than the bar, and they should have a lip that is no more than 1/8-inch higher than the support, although lips up to 1/4-inch are allowed. Bar cups may be no longer than 1 ½ inches (e.g. distance that sticks out from the upright). Bolts may not be used as bar supports. Bars “held” in place by Velcro™, magnets, bolts, etc. are not allowed. The inside of the uprights must be at least 32 inches tall, and the upright must be 1 to 4-inches wide.

**Preferred Class Requirement:** Bar Jumps are to be set at 4, 8, 12, 16, and 20 inches. For 4-inch jumping dogs a second (lower) bar is not required, but if provided, it should be placed under the top bar or directly adjacent to a ground bar that is directly under the top bar.

**Performance:** Dogs must jump over the top bar, without displacing it, in the direction indicated by the judge.

**9. Panel Jump.** The Panel Jump uses six cross-boards to give the illusion of a solid wall from the jump height to the ground. Specifications for the board supports and uprights

are the same as for the Bar Jump. The cross-boards are 4 to 5 feet long, 3 to 4 inches wide, and no thicker than 1 inch. The top board for all jump height classes shall be a maximum of 4 inches high. Panels are to be supported 1 ¼ to 1 ¾ inches below the top of the board so as to be easily displaceable.

The support ends for the panels are recommended to be rounded like a jump bar fitting into a jump cup. This will keep the panels on the uprights in windy conditions; however, if wind conditions merit, the panel jump may be replaced with a bar jump. Flat plank ends on flat supports are discouraged.

**Performance:** Dogs must jump over the top bar, without displacing it, in the direction indicated by the judge.

**10. Double Bar Jump.** The Double Bar Jump consists of two parallel bars, 5 feet in length, positioned at the jump heights specified for the Bar Jump. It may be built as a special jump or assembled from two Bar Jumps. Solid sides that do not allow viewing of all bars from both sides of the obstacle are not permitted. The distance between the centers of the bars is one-half the jump height (within a ½-inch tolerance), as follows:

In addition, two bottom bars, 5 feet in length, must be placed one under each horizontal bar and crossed to the ground crating an “X.” All other specifications are the same as for the Bar Jump.

**Preferred Class Requirement:** Set the Double Bar Jump at 4 inches high and between 2 and 4 inches wide for the 4-inch jump height class.

**Performance:** Dogs must jump over the top bars, without displacing either one, in the direction indicated by the judge.

Division	Distance Between Center to Center of Bars (Inches)
4/8 Inches	2-4 Inches
12 Inches	6 Inches
16 Inches	8 Inches
20 Inches	10 Inches
24 Inches	12 Inches

**11. Triple Bar Jump.** The Triple Bar Jump consists of a series of three ascending bars 5 feet in length. Solid sides that do not allow viewing of all bars from both sides of the obstacle are not permitted. The horizontal distance between adjacent bars is one-half the jump height, while the vertical distance is one-quarter the jump height. The table below lists the heights of the tops of the bars and the horizontal distance between the centers of the bars. Tolerances on these values are ¼ inch for the heights and ½ inch for the horizontal distances.

**Preferred Class Requirement:** The Triple Bar Jump for the 4-inch jump height class is to be set with the first bar on the ground approximately 4 inches in front of the back bar, which should be placed at 4 inches high. A third bar may be placed directly under the bar that is set at 4 inches. For 4-inch jumping dogs this jump will be set typically using two bars only. Dogs must clearly jump both bars for successful performance.

**Performance:** Dogs must jump over all the bars without displacing any, in the direction that starts with the lowest bar.

Division	Bar Heights (inches)	Horizontal Distance Between Center to Center of Bars (inches)
4 Inches	0, 4	4 Inches
8 Inches	4, 6, 8	4 Inches
12 Inches	6, 9, 12	6 Inches
16 Inches	8, 12, 16	8 Inches
20 Inches	10, 15, 20	10 Inches
24 Inches	12, 18, 24	12 Inches
26 Inches	12, 18, 26	12 or 13 Inches

**12. Tire Jump.** The Tire Jump consists of a tire (or a circular object that resembles a tire) suspended from a rectangular frame. The tire is constructed of two (2) 180 degree segments that are connected at the top to allow for independent movement of each segment. The connection must be adjustable to allow for calibration/testing at the trial site by the Judge of record for that class that day. The setting for the connection is 16-20 pounds of horizontal force with 18 pounds preferred. The setting will be confirmed by using a calibrated scale (in foot pounds) attached to a tire side mounting point. With one side secured to the frame, the opposite side is pulled using the scale until the segments pull apart. After confirming that the tire meets the required 16-20 lbs. requirement, secure the tire to the frame with the provided strap or elastic band. Leave the straps loose enough to not apply any additional pressure on the tire. When the tire is broken open it may stay open or it may automatically close. The inner diameter of the tire is 24 inches plus or minus an inch, and the wall is 3 to 8 inches thick. The tire must be connected to the frame at 3 points. There must be at least 7 inches between the outside of the tire and the sides of the frame, and the frame must be tall enough to accommodate the tire at the seven different jump heights, as specified for the Bar Jump. The uprights of the frame shall be secured to the base and the base must be weighted or secured properly to the running surface. The jump height is measured from the ground to the bottom of the tire opening. The tire shall not be displaceable off the frame. The tire shall have a minimum depth of 2 inches and must be made of a flexible material, such as rubber or plastic to allow some give if hit by the dog.

**Preferred Class Requirement:** The Tire shall be set at 4 inches lower than the Regular class jump height or as close as possible given the construction of the tire. In the 4" jump height the tire will be placed with the bottom edge on the ground.

**Performance:** Dogs must jump through the tire opening in the direction specified by the judge without breaking the tire segments apart or knocking the tire frame over. The tire's jump height will be set one jump height lower than the Bar Jump height, with the exception of the 4 inch jump height.

Tire Jump Height	Bar Jump Height
4 Inches	4 Inches
4 Inches	8 Inches
8 Inches	12 Inches
12 Inches	16 Inches
16 Inches	20 Inches
20 Inches	24 Inches
24 Inches	26 Inches

**13. Broad Jump.** The Broad Jump is composed of either four 8-inch sections or five 6-inch sections, and four corner markers. The actual width of the 8-inch sections is 7 to 8 inches, and the width of the 6-inch sections is 5 to 7 inches. The sections are constructed from a top piece and two side pieces. The length of the sections are between 4 and 5 feet long, and they may be of different lengths. To improve visibility, either the center of the sections or both ends must be marked with a color-contrasting band that is at least 3 inches wide. The sections are of varying height, and they shall be arranged in ascending order.

Each section of a Broad Jump is at least  $\frac{1}{2}$ -inch higher than the previous one, and the height of the front edge of a section is at least  $\frac{1}{2}$ -inch lower than the back edge. No portion of any section may be lower than  $3\frac{1}{2}$  inches or higher than  $8\frac{1}{2}$  inches.

The length of the jump is twice the jump height of the division. Consequently, not all the sections are used in the lower height divisions. In those cases, the jump must be assembled with the lowest sections. The length of the jump (within 1 inch) and the number of sections is to be used for the different divisions as follows:

The corner markers are at least 1-inch wide and 36 inches high, and they may be decorated to improve visibility. They are either attached to the sides of the first and last sections, or they are freestanding and placed as close as possible to those positions. (Freestanding is recommended.)

**Preferred Class Requirement:** The Broad Jump shall be set as one board (the lowest) for the 4-inch jumping dogs.

Division	Length (inches)	No. of 6-inch Sections	No. of 8-inch Sections
4 Inch	6-8	1	1
8 Inch	16	2	2
12 Inch	24	3	3
16 Inch	32	4	3
20 Inch	40	5	4
24 Inch	48	5	4
26 Inch	52	5	4

**Performance:** Dogs must jump all sections without visibly moving or stepping on top of or between any broad jump board, entering between the marker poles placed near the front section and exiting between the poles placed near the back section. Touches and ticks of the leading edge of the first board and the trailing edge of the last board that do not visibly move the board shall not be faulted. The lowest section is the front. Touching or knocking over the corner markers is not faulted as long as the dog goes between them.

**14. Other Jumps.** Other jumps are permitted. Their uprights and bar supports must conform to the specifications for the Bar Jump, as do the jump heights. The top cross-piece over which the dogs jump must have a top edge that is flat for 4 to 5 feet and it must be supported on the bar supports so as to be easily displaceable. At least one more cross-piece must be used, as specified for the Bar Jump.

**Performance:** Dogs must jump over the top cross-piece, without displacing it, in the direction indicated by the judge.

**15. Jump Wings.** Jump wings must be between 16- and 36-inches wide (24-inches recommended). Wings must be between 26- and 42-inches tall and can be angled. Wings may either be freestanding or attached to the upright of a jump. It is recommended that wings be placed at the rear of the triple bar jump (e.g. even with the highest bar) and at the mid-section of a double bar jump (since the double may be bi-directional). The combined width of a bar jump's upright and wing may be no more than a maximum of 40-inches.

## Chapter 4

### General Course and Trial Requirements

#### Section 1. Course Size, Suitability, and Facilities.

The agility trial committee and officials of the club or association holding the trial are responsible for providing the ring material, facilities, paperwork, official measuring devices, and agility equipment which meet the requirements of these *Regulations*. The area available for an agility trial should provide adequate space for crating and warm-up areas, in addition to the minimum course area requirements. The minimum usable course area must be 5,000 square feet for Novice, 6,500 square feet for Open, and 8,000 square feet for Excellent/Master/Premier. Items that affect usable course space are columns, protrusions, bad/faulty surface, low ceilings and overhangs, etc. Equipment that is not being used may not be stored inside ring. Equipment must be behind ring gating and doing so may not decrease the ring size to below minimums required. While the previous square footage areas are the minimum sizes, a 100' x 120' ring is ideal for agility. There should be consultation between the judge(s) and the Trial Committee on site selection and suitability of the site for the type of equipment to be used.

The course area must be moderately level and clear, and must be a minimum of 60-feet wide. Judges have the option to request a change of venue, or to cancel the event if conditions pose a hazard or danger and cannot be modified or corrected.

**Section 2. Surfaces, Matting.** Courses must be set up on non-slip surfaces, whether indoors or outdoors (packed dirt, grass, carpeting and padded matting are acceptable surfaces). If a course is run on concrete, the area must be fully matted or padded.

**Section 3. Course Requirements.** All courses must have clearly designated start and finish lines and all obstacles/jumps must be clearly and sequentially numbered. The course layout for each class must be conspicuously posted at least one-half hour before the start of the class.

Course designs must comply with the current edition of the course design standards and be submitted for approval to the AKC Agility Department.

**Section 4. Obstacle and Jump Positions.** Obstacles should generally stand alone. In Novice, the entrances should never be adjacent to one another, but entrances can be adjacent in Open and Excellent/Master classes.

It is recommended that there be a minimum of 15 feet to 18 feet between obstacles, with a minimum of 18 feet to a jump, 21 feet to a spread jump, and a maximum of 30 feet between any two obstacles in sequence as measured along the anticipated path of a 20 inch high jumping dog. Spread jumps (Triple Bar and Broad Jump) shall not be the first obstacle on the course and if set up in sequence there shall be a minimum of 21 feet between the two spread jumps. To prevent the course from becoming spread out and too long, 25 feet to 30 feet spacing should be used only in special cases.

Contact obstacles such as the A-Frame, Dog Walk, and Seesaw shall not be set up in sequence, or as the first or last obstacle on a course.

The course must contain at least 50% winged jumps vs. non-winged jumps.

**Section 5. Approach Angles.** Approach angles are determined based on the anticipated path of a 20 inch high jumping dog through the obstacles. Approach angles to obstacles shall not exceed the following, with additional consideration for safety, based on the obstacle being approached and the running surface.

- All Novice classes – Generally not exceeding 90 degrees, but must not exceed two times at 135 degrees. (Exception: One 180 degree turn will be allowed.)
- All Open classes – Generally not exceeding 135 degrees, but must not exceed two times at 180 degrees.
- All Excellent/Master classes – Generally not exceeding 180 degrees, but must not exceed two times at 270 degrees.
- All class Levels – A 180 degree turn from the exit of an Open Tunnel to the ascent of the A-Frame is not allowed.

**Section 6. Preparing a Ring for Agility.** The judge is allowed to send a diagram showing the positions of all the obstacles no more than 24 hours prior to the date of the trial to facilitate course building. This diagram may not show obstacle numbers, start and/or finish lines or the Send Line on the course. The judge may send an equipment list more than 24 hours ahead if requested by the club. The Judge may send a diagram more than 24 hours ahead showing position of the contact obstacles and a list of the other obstacles that may be grouped together (bunched) in different areas of the ring.

The club may build the course the day prior to the trial within the parameters noted above. Once the obstacles are set no dogs may train or practice on the obstacles.

**Section 7. Course Distances, Times.** Course distances are determined by the judges based on the course as set and approved by the AKC Agility Department. When measuring the course distance, the judge shall use a 12-inch dog's typical path for the 4-inch, 8-inch and 12-inch height division and a 20-inch dog's typical path for the 20-inch, 24-inch and 26-inch height divisions. The 16-inch height division will have the course distance based on an average of the 12-inch and 20-inch dog's typical path.

**Section 8. Walk-throughs, Warm-ups.** Handlers are permitted to walk the course, without a dog, prior to the start of the class to plan their strategy. The walk-through is restricted to handlers entered in that class. It is recommended that each walk-through group does not exceed handlers from 60 entered dogs at a time. Umbrellas are not allowed on the course during the walk-through.

Warm-up jumps are recommended, but only one jump per warm-up area will be permitted. The warm-up jump shall be placed off to the side and not on the course. No other practice equipment is allowed on the grounds.

**Section 9. Collars.** At the handler's option, dogs may run a course with or without a collar. The only collars allowed when running a course are flat buckle or rolled leather collars, but there shall be no attachments hanging or otherwise allowed on the collar. This shall not preclude painted or stitched designs or information on the collar. Dog's names



and/or identifying information may appear on the collar. No title, awards, or advertising may appear on the collar. Dogs may be brought to the start line on slip leads, choke chains, body harnesses or other collars that are permitted on the trial grounds. Pinch/prong and electrical collars (dummy or not), head halters and special training collars are not allowed anywhere on the trial grounds. When an agility trial is held on the same show grounds as other AKC venues (such as obedience and conformation), collar regulations of the other venues if more restrictive than agility shall take precedence.

**Section 10. Leashes.** Handlers shall be allowed to bring their dog to the start line on leash. Handlers shall comply with the judge's instructions for being ready to start their run, having their dog off leash and under control in a timely manner. Dogs shall not be faulted for the act of playing tug on the leash, nor for going to or picking up a leash laid in the ring (usually laid after the last obstacle or near the ring exit). A leash may not have excess material dangling from it, nor may it have any attachments including a fleece or leather wrap. The leash may have a single pick-up bag and/or identification tag attached to it. Dogs shall be on leash at all times when on the show grounds except in the ring and at the warm-up jump area.

Dogs must enter and exit the ring with the leash attached to the dog's collar or harness, or in the case of a slip lead, with the noose completely around the dog's neck, with the other end of the leash held by the handler. Any entry or exit chutes added to the ring for the ease of getting dogs in and out of the ring are not considered to be part of the ring.

Clubs must provide a leash holder or a container for the leash runner to place the leash in or on, which can easily be located by the handler near the ring exit. Leashes or slip leads may not be hung on the ring barrier nor placed on the ground.

**Section 11. Hair Tie Back Policy.** Any dog whose hair over its eyes interferes with its vision, or whose hair on its ears interferes with the safe performance of the obstacles, may have the hair tied back with rubber bands.

**Section 12. Handling Aids.** Food and toys are not permitted in the course area and handlers are not permitted to use or have in their possession while running the course, whistles, stopwatches, leashes, fanny packs, or other handling/training aids.

**Section 13. Handler's Position.** Dogs can be worked on any side (left, right, front or behind) and at any distance in any class however; course layout (e.g., against a ring, gate, or wall) may restrict the handler's position.

**Section 14. Starting and Completion.** Judging the performance of the dog shall start as soon as the dog enters the ring. A dog's time starts whenever any part of the dog crosses the start line, defined as the plane of the first obstacle. A dog's time stops whenever any part of the dog crosses the finish line in the correct direction when the dog is in the closing sequence. The finish line is defined as the plane of the last obstacle. The closing sequence is defined by the completion of the second to last obstacle on the way to the finish obstacle. The dog shall be on leash when exiting the

ring and not be allowed to run loose “off leash” around the trial site.

**Section 15. Training on Show Grounds.** No agility obstacle training is allowed on the show grounds except for the use of the warm-up jump. No training is allowed on the trial equipment starting at 12:00 am the first day of the trial(s). If the club chooses to build the course for the next day per Chapter 4, Section 6 then the restriction on obstacle training goes into effect at the point the course is built. The restriction on training/use of the trial equipment extends to 30 minutes after the completion of the trial (on the last day of any set of trials).

**Section 16. Clothing/Identification.** Club clothing or AKC event clothing may be worn by anyone exhibiting a dog or by ring stewards. Clothing may display the person’s name, the dog’s call name and/or the dog’s picture. Titles may not be displayed. Writing or graphics on the clothing must not be in poor taste or contain profanity. Clothing must not display any information that would be in conflict with a sponsor of the trial.

## Chapter 5 General Scoring Criteria

**Section 1. Maximum Score, Qualifying Score.** The maximum attainable score in the Standard and JWW classes is 100 points, in the FAST class it is 80 points. In order to earn a qualifying score a dog must pass with the minimum allowable score or better, and not receive any non-qualifying deductions. Reference Chapters 6 and 7 for minimum allowable score per class level.

**Section 2. Placements, Tied Scores.** Dogs must have a qualifying score to be eligible for a placement. The four highest scores shall be awarded first through fourth placements, respectively, with tied scores decided by the fastest time. (Time shall be measured and recorded to the nearest 1/100<sup>th</sup> of a second.)

In case of a tie in both score and time, a run-off will be held on the course of record or a course of lower skill level. The winner of the run-off based on score then time shall be awarded the higher placement.

**Section 3. Course Time Deductions.** Course time deductions are made as follows:

- Novice: 1-point deduction for every second over course time rounding down to whole numbers.
- Open: 2-point deduction for every second over course time rounding down to whole numbers.
- Excellent/Master: 3-point deduction for every second over course time rounding down to whole numbers.

Time is called at course time plus 20 seconds, and the dog must be excused.

**Section 4. Faults.** The following penalties apply in all classes where applicable:

“R”	Refusal / Run-out (-5 points)
“W”	Wrong Course (-5 points)
“T”	Pause Table Fault (-5 points)
“F”	Failure to Perform / Elimination (NQ)
“E”	Excusal (NQ)

**(a) Refusals and Run-outs.**

**Refusals:** It is considered a refusal when a dog starts toward an obstacle and ceases forward motion, or starts toward an obstacle and turns back on his path. However, the dog shall not be faulted for a refusal on the approach if, in the judge’s opinion, the dog has not seen the obstacle. A dog is not considered to be on or in an obstacle until they are on it or in it with all 4 paws, thus being subject to refusals until they are totally on or in an obstacle. Conversely a dog has not exited an obstacle until it has left the obstacle with all 4 paws.

**Weaves:** A refusal has occurred at each incorrect entry to weave poles and/or each time a pole is missed during a weaving attempt.

A refusal is scored as a 5-point deduction.

**Run-outs:** A dog that passes the plane of the next correct obstacle, regardless of whether the dog saw or was approaching that obstacle, will be scored as a run-out. Run-out planes are defined as the point at which they can no longer attempt or complete a particular obstacle without turning back.

Run-outs are scored and signaled the same as refusals.

**(b) Wrong Course.** A wrong course occurs when a dog engages any part of an obstacle that is not the next one in sequence or the next obstacle in the sequence in the wrong direction. A dog is considered to have engaged an obstacle if they touch it with one paw or if they cross the plane of the obstacle by jumping over, going under or crossing through it. (Exception: A dog going under the A-Frame, Dog Walk or Seesaw is not considered to have committed a wrong course penalty, neither is a dog that runs across or jumps the flat of the fabric on the Closed Tunnel.) Also, back weaving is faulted as a wrong course when the dog has crossed the line of the Weave Poles three (3) times in a weaving motion in the wrong direction.

A wrong course is scored as a 5-point deduction per occurrence. An occurrence is defined as one deduction until the dog has returned to and engaged the correct obstacle, regardless of how many wrong obstacles are taken. When a dog does not return to the next correct obstacle, the judge shall signal an “F” in addition to the “W” and “R” if applicable, and will continue judging as if the wrong course had not occurred.

**(c) Pause Table Faults.**

- Leaving the table prior to completing the 5 second cumulative count. A 5-point deduction per occurrence and the dog must come back and finish the table with the 5-second count started anew.
- Anticipating the count (i.e. a dog is released or releases itself immediately before or during the judge’s command of “Go”). A 5-point deduction is incurred and the dog should not return to the table.

**(d) Outside Assistance.** Interference or outside assistance that aids or is intended to aid the performance of a singular dog or handler. Faults shall be at the judge’s discretion from a 5-point deduction to elimination.

**(e) Lead Out Advantage.** The following must be adhered to regarding lead out advantage:

- Handlers may lead out to as many obstacles as they wish.
- A handler may touch the dog to position the dog for the start of the course and may return to the dog and reposition it nicely without restriction, as long as neither the handler nor the dog has crossed the start line.
- Once a handler crosses the start line to lead out, he or she may not touch the dog for any reason. If the handler does so, he or she shall be faulted with an “F” or “E” depending on the circumstances.
- Once a handler has taken a lead out, if the dog breaks position (without crossing the start line), the handler may go back to reposition the dog to successfully approach obstacle #1, but may not touch the dog while

doing so. The handler may not lead out again (e.g. the dog must leave with the handler).

- If a dog breaks position before the handler is ready and has started the course, the handler may not reposition the dog at the start of the course. This is training in the ring and the handler shall be excused.

**Section 5. Mandatory Elimination (NQ).** The following individual faults call for Mandatory Elimination which shall be marked as an “F” on the scribe sheet resulting in a non-qualifying score (NQ). The dog/handler may continue their run except as may be noted elsewhere in these *Regulations*:

1. Handler or dog knocking down any obstacle or jump that is either presently being performed or will be performed. Handler jumps over, goes under, or steps on top of any obstacle. (If excessive the judge may excuse the handler for their own safety.)
2. Displaces the top bar(s) or panel of a jump or breaking apart the tire jump.
3. Failure to clear the span of the Broad Jump.
4. Missing a contact zone (except missing the upside of the A-Frame or Dog Walk is not faulted).
5. Seesaw fly-offs.
6. Leaving the table and engaging another obstacle prior to completion of the 5 second count.
7. Failure to complete all obstacles that are part of the course as described in Chapter 3.
8. Running the wrong course and not correcting the run before crossing the finish line.
9. Handler touching obstacle that aids in the performance of the dog.
10. Contact between the handler and the dog that aids the performance of the dog.
11. Any contact of dog and handler at the Pause Table, Weave Poles, and contact obstacles.
12. Exceeding the refusal maximum for a given class.
13. Exceeding the wrong course maximum for a given class.

**Section 6. Mandatory Excusals.** Handlers can be excused by the judge at any time for inappropriate actions including, but not limited to those listed below.

The following faults call for mandatory excusal. The scribe sheet shall be marked “E” and the dog and handler are excused from the ring.

1. Handler continuously or conspicuously leads the dog through the course (excessive handling), uses harsh commands, or corrections.
2. Unsportsmanlike conduct.
3. A dog that leaves the course area and/or discontinues working and/or is unresponsive and/or out of control.
4. Exceeding the maximum course time.
5. Dogs fouling (includes vomiting) the ring at any time.
6. Four Paw Rule. If a dog commits all four feet on any ascent portion of a contact obstacle and fails to

- negotiate the ascent side of that obstacle, the judge shall instruct the handler to move the dog on to the next obstacle. If the dog re-engages the obstacle with one or more paws, the dog shall be excused.
7. Inappropriate collar on dog discovered after the dog has started its run.
  8. A handler that runs the course with handling aids.
  9. Training in the ring including corrections, purposefully touching the dog in order to get it to perform an obstacle or petting the dog on the Pause Table or contact obstacles to reinforce a behavior.
  10. Dogs biting handler, beyond playful nipping.
  11. Exceeding the fault limit of the class. Fault limits may be applied only if both the judge and the Trial Chairman agree that it is in the best interest of the trial to do so. If applied the fault limit shall be either three (3) or four (4) separate faults that would normally result in a non-qualifying score. When a dog has reached the established fault limit the dog shall be excused from the ring and the handler should endeavor to exit the ring in the most expedient manner possible. Fault limits are allowed only in the Excellent and Master Agility Standard and Excellent and Master JWW classes.
  12. Failure to comply with judge's verbal instructions.
  13. Lead out advantage violation. Refer to Chapter 5, Section 4e; Lead Out Advantage.
  14. Any dog that does not enter or exit the ring on leash. On leash is defined as having the leash attached to the dog's collar or harness, or in the case of a slip lead, having the noose completely around the dog's neck.
  15. If the dog gets tangled up on the Closed Tunnel fabric, gets hung up going through the Tire, or falls off the ascent side of the Dog Walk, A-Frame, or Seesaw, the handler has the choice to immediately reattempt the obstacle once and then leave the course. Alternatively, the handler has the choice not to retry the obstacle the dog had trouble with and continue running the course.

## Chapter 6 Standard Agility Classes

**Section 1. Criteria.** The following criteria applies to the Standard Agility classes:

- Novice A and B Agility Standard
- Open Agility Standard
- Excellent Agility Standard
- Master Agility Standard

**Section 2. Novice A and B Agility Standard Class.** The focus of the Novice class shall be obstacle performance with minimal handling.

**Performance Standards:**

- Minimum allowable score required to qualify = 85
- Additional non-qualifying faults (beyond those listed in Chapter 5, Sections 5 and 6).
  - More than 2 Refusal/Run-outs
  - More than 1 Wrong Course
  - More than 2 Table Faults
- Refusals and Run-outs during the performance of the Weave Poles will not be faulted.

**Standard Course Time:**

- 8-inch Division = 1.85 yards per second, plus 5 seconds for the Pause Table
- 12-inch Division = 2.0 yards per second, plus 5 seconds for the Pause Table
- 16-inch Division = 2.15 yards per second, plus 5 seconds for the Pause Table
- 20-inch Division = 2.25 yards per second, plus 5 seconds for the Pause Table
- 24-inch Division = 2.20 yards per second, plus 5 seconds for the Pause Table
- 26-inch Division = 2.25 yards per second, plus 5 seconds for the Pause Table
- Time Penalties = 1 fault for every full second over Standard Course Time

**Minimum Obstacle Requirements:**

- Quantity = 14-16
- Obstacles required, allowed, and not allowed – refer to chart at the end of this chapter.

**Section 3. Open Agility Standard Class.** The focus of the Open Agility class is on enhanced obstacle performance with more handling required.

**Performance Standards:**

- Minimum allowable score required to qualify = 85
- Additional non-qualifying faults (beyond those listed in Chapter 5, Sections 5 and 6).
  - More than 1 Refusal/Run-out
  - More than 1 Wrong Course
  - More than 1 Table Fault

**Standard Course Time:**

- 8-inch Division = 2.25 yards per second, plus 5 seconds for the Pause Table
- 12-inch Division = 2.35 yards per second, plus 5 seconds for the Pause Table
- 16-inch Division = 2.5 yards per second, plus 5 seconds for the Pause Table

- 20-inch Division = 2.65 yards per second, plus 5 seconds for the Pause Table
- 24-inch Division = 2.55 yards per second, plus 5 seconds for the Pause Table
- 26-inch Division = 2.65 yards per second, plus 5 seconds for the Pause Table
- Time Penalties = 2 faults for every full second over Standard Course Time

**Minimum Obstacle Requirements:**

- Quantity = 16-18
- Obstacles required, allowed, and not allowed – refer to chart at the end of this chapter.

**Section 4. Excellent Agility Standard Class.** The focus of the Excellent class is to provide an opportunity for dogs and handlers to demonstrate their superior skills in agility.

**Performance Standards:**

- Minimum allowable score required to qualify = 85
- Additional non-qualifying faults (beyond those listed in Chapter 5, Sections 5 and 6).
  - Any Refusal/Run-out
  - Any Wrong Course
  - Any Table Fault

**Standard Course Time:**

- 8-inch Division = 2.50 yards per second, plus 5 seconds for the Pause Table
- 12-inch Division = 2.7 yards per second, plus 5 seconds for the Pause Table
- 16-inch Division = 2.85 yards per second, plus 5 seconds for the Pause Table
- 20-inch Division = 3.1 yards per second, plus 5 seconds for the Pause Table
- 24-inch Division = 2.9 yards per second, plus 5 seconds for the Pause Table
- 26-inch Division = 3.1 yards per second, plus 5 seconds for the Pause Table
- Time Penalties = 3 faults for every full second over Standard Course Time
- Course Time Limits. The following is the greatest allowable Standard Course Time allowed for this class based on jump height.
  - 8-inch Division = 76 seconds
  - 12-inch Division = 71 seconds
  - 16-inch Division = 71 seconds
  - 20-inch Division = 68 seconds
  - 24-inch Division = 72 seconds
  - 26-inch Division = 68 seconds
- Maximum Course Time. The maximum course time will be the Standard Course Time plus 20 seconds.

**Minimum Obstacle Requirements:**

- Quantity = 18-20
- Obstacles required, allowed, and not allowed – refer to chart at the end of this chapter.

**Section 5. Master Agility Class.** The focus of the Master class is to provide an opportunity for dogs and handlers to demonstrate their superior skills in agility.



**Performance Standards:**

- Minimum allowable score required to qualify = 100
- Additional non-qualifying faults (beyond those listed in Chapter 5, Sections 5 and 6).
  - Any Course Faults

**Standard Course Time:**

- 8-inch Division = 2.50 yards per second, plus 5 seconds for the Pause Table
- 12-inch Division = 2.7 yards per second, plus 5 seconds for the Pause Table
- 16-inch Division = 2.85 yards per second, plus 5 seconds for the Pause Table
- 20-inch Division = 3.1 yards per second, plus 5 seconds for the Pause Table
- 24-inch Division = 2.90 yards per second, plus 5 seconds for the Pause Table
- 26-inch Division = 3.1 yards per second, plus 5 seconds for the Pause Table
- Time Penalties = 3 faults for every full second over Standard Course Time
- Course Time Limits. The following is the greatest allowable Standard Course Time allowed for this class based on jump height.
  - 8-inch Division = 76 seconds
  - 12-inch Division = 71 seconds
  - 16-inch Division = 71 seconds
  - 20-inch Division = 68 seconds
  - 24-inch Division = 72 seconds
  - 26-inch Division = 68 seconds
- Maximum Course Time. The maximum course time will be the Standard Course Time plus 20 seconds.

**Minimum Obstacle Requirements:**

- Quantity = 18-20
- Obstacles required, allowed, and not allowed – refer to chart at the end of this chapter.

Obstacles	Class		
	Nov. Std.	Open Std.*	Exc/Master Std.*
Dog Walk	R (1)	R (1)	R (1)
A-Frame	R (1)	R (1)	R (1)
Seesaw	R (1)	R (1)	R (1)
Pause Table	R (1)	R (1)	R (1)
Weave Poles (1 set of poles only with quantities as listed, taken 1 time)	R (1) 6 poles	R (1) 9-12 poles	R (1) 9-12 poles
Open Tunnel	R Max (2)	R Max (2)	R Max (2)
Closed Tunnel	R Max (1)	R Max (1)	R Max (1)
Bar Jump	R	R	R
Double Bar Jump	R (2)	A (2) *	A (2) *
Panel Jump	R	R	R
Tire Jump	R	R	R

Obstacles (continued)	Class (continued)		
	Nov. Std.	Open Std.*	Exc/Master Std.*
Broad Jump	R (1)	A (1) *	A (1) *
Triple Bar Jump	A (1)	A (1) *	A (1) *
One Bar Jump	A	A	R
Qty of Obstacles	14-16	16-18	18-20
*A minimum of two and a maximum of three spreads must be used and two different types of spread jumps must be used on the course.			

R = Required Obstacle

A = Allowed Obstacle

N = Not Allowed

( ) = Indicates the maximum number of times that this type of obstacle can be taken in the class. If not listed specifically otherwise, the quantity is unlimited.

## Chapter 7 Jumpers With Weaves Class

**Section 1. Purpose.** This agility class is intended to be a fun yet competitive way to demonstrate a working relationship between dog and handler. In this class, dogs are not slowed down by the careful performance and control required by the contact obstacles and Pause Table. Dog/handler teams can therefore race through a course composed primarily of jumps demonstrating a dog's speed and jumping ability.

The following criteria applies to the Jumpers With Weaves Agility classes:

- Novice A and B Jumpers With Weaves
- Open Jumpers With Weaves
- Excellent Jumpers With Weaves
- Master Jumpers With Weaves

### Section 2. Novice A and B Jumpers With Weaves Class.

#### Performance Standards:

- Minimum allowable score required to qualify = 85
- Additional non-qualifying faults (beyond those listed in Chapter 5, Sections 5 and 6).
  - More than 2 Refusals
  - Any Wrong Course
- Refusals and Run-outs will not be faulted regarding the performance of the Weave Poles in this class.

#### Standard Course Time:

- 8-inch Division = 2.30 yards per second
- 12-inch Division = 2.5 yards per second
- 16-inch Division = 2.75 yards per second
- 20-inch Division = 3.0 yards per second
- 24-inch Division = 2.80 yards per second
- 26-inch Division = 3.0 yards per second
- Time Penalties = 1 fault for every full second over Standard Course Time

#### Minimum Obstacle Requirements:

- Quantity = 14-16
- Obstacles required, allowed, and not allowed – refer to chart at the end of this chapter.

### Section 3. Open Jumpers With Weaves Class.

#### Performance Standards:

- Minimum allowable score required to qualify = 85
- Additional non-qualifying faults (beyond those listed in Chapter 5, Sections 5 and 6).
  - More than 1 Refusal
  - Any Wrong Course

#### Standard Course Time:

- 8-inch Division = 2.80 yards per second
- 12-inch Division = 3.0 yards per second
- 16-inch Division = 3.25 yards per second
- 20-inch Division = 3.5 yards per second
- 24-inch Division = 3.30 yards per second
- 26-inch Division = 3.5 yards per second
- Time Penalties = 2 faults for every full second over Standard Course Time

### **Minimum Obstacle Requirements:**

- Quantity = 16-18
- Obstacles required, allowed, and not allowed – refer to chart at the end of this chapter.

### **Section 4. Excellent Jumpers With Weaves Class.**

#### **Performance Standards:**

- Minimum allowable score required to qualify = 85
- Additional non-qualifying faults (beyond those listed in Chapter 5, Sections 5 and 6).
  - Any Course Faults

#### **Standard Course Time:**

- 8-inch Division = 3.05 yards per second
- 12-inch Division = 3.25 yards per second
- 16-inch Division = 3.5 yards per second
- 20-inch Division = 3.75 yards per second
- 24-inch Division = 3.55 yards per second
- 26-inch Division = 3.75 yards per second
- Time Penalties = 3 faults for every full second over Standard Course Time
- Course Time Limits. The following is the greatest allowable Standard Course Time allowed for this class based on jump height.
  - 8-inch Division = 55 seconds
  - 12-inch Division = 52 seconds
  - 16-inch Division = 50 seconds
  - 20-inch Division = 48 seconds
  - 24-inch Division = 51 seconds
  - 26-inch Division = 48 seconds
- Maximum Course Time. The maximum course time will be the Standard Course Time plus 20 seconds.

### **Minimum Obstacle Requirements:**

- Quantity = 18-20
- Obstacles required, allowed, and not allowed – refer to chart at the end of this chapter.

### **Section 5. Master Jumpers With Weaves Class.**

#### **Performance Standards:**

- Minimum allowable score required to qualify = 100
- Additional non-qualifying faults (beyond those listed in Chapter 5, Sections 5 and 6).
  - Any Course Fault including any time fault

#### **Standard Course Time:**

- 8-inch Division = 3.05 yards per second
- 12-inch Division = 3.25 yards per second
- 16-inch Division = 3.5 yards per second
- 20-inch Division = 3.75 yards per second
- 24-inch Division = 3.55 yards per second
- 26-inch Division = 3.75 yards per second
- Time Penalties = 3 faults for every full second over Standard Course Time
- Course Time Limits. The following is the greatest allowable Standard Course Time allowed for this class based on jump height.
  - 8-inch Division = 55 seconds
  - 12-inch Division = 52 seconds
  - 16-inch Division = 50 seconds
  - 20-inch Division = 48 seconds

- 24-inch Division = 51 seconds
- 26-inch Division = 48 seconds
- Maximum Course Time. The maximum course time will be the Standard Course Time plus 20 seconds.

**Minimum Obstacle Requirements:**

- Quantity = 18-20
- Obstacles required, allowed, and not allowed – refer to chart at the end of this chapter.

Obstacles	Class		
	Novice JWW**	Open JWW*	Exc./ Master JWW*
Dog Walk	N	N	N
A-Frame	N	N	N
Seesaw	N	N	N
Pause Table	N	N	N
Weave Poles (1 set of poles only with quantities as listed, taken 1 time)	R (1) 6 poles	R (1) 9-12 poles	R (1) 9-12 poles
Open Tunnel	A (2)	A (2)	A (2)
Closed Tunnel	A (1)	A (1)	A (1)
Bar Jump	R	R	R
Double Bar Jump	R (2)**	A (2) *	A (2) *
Panel Jump	A	A	A
Tire Jump	A	A	A
Broad Jump	A (1)**	A (1) *	A (1) *
Triple Bar Jump	A (1)**	A (1) *	A (1)*
One Bar Jump	A	A	R
Qty of Obstacles	14-16	16-18	18-20
*A minimum of two and a maximum of three spreads must be used and two different types of spread jumps must be used on the course.			
**A minimum of one and a maximum of two spreads is required in Novice JWW.			

R = Required Obstacle

A = Allowed Obstacle

N = Not Allowed

( ) = Indicates the maximum number of times that this type of obstacle can be taken in the class. If not listed specifically otherwise, the quantity is unlimited.

**Chapter 8**  
**Preferred Agility Classes**  
(established September 1, 2002)

**Section 1. Purpose.** These classes afford an opportunity for a greater variety of dogs, and their handlers to participate in the sport of agility. Owners/handlers have the choice of entering the Preferred classes with its modified standards as listed in this chapter, over those standards listed in Chapters 5, 6, and 7.

**Section 2. Standards.** The Preferred classes are subject to all standards as listed in the *Regulations for Agility Trials*, except as modified in this chapter.

**Section 3. Eligibility.** The Preferred classes are open to any dog eligible to enter an agility trial as defined in Chapter 1, Section 3. The same regulations apply for divisions A and B as those described for the regular titling classes.

The owner may choose to enter the Preferred classes or in Regular classes, with no crossover between them being allowed at the same set of trials.

Dogs are allowed to switch back and forth between the Preferred classes and the Regular classes, but not at the same set of trials. This change may not be made after the close of entry for a trial.

**Section 4. Classes.** The Preferred Standard and Jumpers With Weaves classes are:

Preferred Standard Classes  
Novice Agility Standard Preferred  
Open Agility Standard Preferred  
Excellent Agility Standard Preferred  
Master Agility Standard Preferred  
Premier Agility Standard Preferred

Preferred Jumpers With Weaves Classes  
Novice Jumpers With Weaves Preferred  
Open Jumpers With Weaves Preferred  
Excellent Jumpers With Weaves Preferred  
Master Jumpers With Weaves Preferred  
Premier Jumpers With Weaves Preferred

A club holding an agility trial must offer all of the Preferred classes and Preferred class levels equivalent to the Regular classes and Regular class levels offered at the trial. It is highly recommended that the Preferred classes be run concurrently with the Regular classes using the same course as the Regular classes to minimize exhibitor walkthroughs, judge's briefings, and jump height changes.

All dogs entering the Preferred classes for the first time must enter the Novice level in the Standard Preferred class, the Jumpers With Weaves Preferred class, the FAST Preferred class, unless they are crossing over from the Regular classes. If the dog is crossing over from from the Regular classes to the Preferred classes they may be entered at the level the dog is eligible to compete at in the Regular classes. Crossovers from Regular to Preferred may be done

in different classes at different times. Each change from Regular to Preferred is considered separately for Standard, Jumpers, and FAST. This is a one-time crossover and the dog's eligibility is determined as of the date that they receive a qualifying score in the Preferred class (example: a dog with an AX and an OAJ and no legs at a higher level in either class may be entered in the Standard Preferred classes in Master Standard Preferred, Excellent Standard Preferred, or Novice Standard Preferred and in the Jumpers with Weaves Preferred Classes in Excellent JWW Preferred, Open JWW Preferred, or Novice JWW Preferred).

Once a qualifying score is earned, the dog is no longer eligible to be entered in a different class level for future entries in Preferred if they were entered using the one time crossover.

There is no grandfathering of titles or points from the Regular classes to the Preferred classes or from the Preferred Classes to the Regular classes. These classes are separate titling programs.

- A dog may be entered in only one Standard Agility class, one Premier Standard Agility class, one Jumpers With Weaves class, one Jumpers With Weaves Premier class, one Time 2 Beat class, and one FAST class, offered by a club per day.
- A dog may continue to compete at each level until they achieve a qualifying score at the next higher level. If the dog has crossed over from Regular, and has not received a qualifying score in the entered Preferred level, and there is a lower level they are eligible to enter they may do so for any trials that have not closed and the requested class(es) are not filled.
- The Standard Preferred class, the Jumpers with Weaves Preferred, the FAST Preferred class and the Time 2 Beat Preferred class are separate titling programs and a dog may advance faster in one than the other. (A dog that has achieved its Novice Agility Jumper Preferred (NJP) title is eligible for and may enter the Open Jumpers With Weaves Preferred class. The same dog must also achieve three (3) qualifying scores in the Novice Standard Preferred class before being eligible to move-up to the Open Standard Preferred class, etc). This progression also applies on a crossover from Regular to Preferred. Once the dog has received a qualifying score at a class level in which they are eligible when they crossover, they then follow the above noted title progression from the level in which the qualifying leg was received.

In order to acquire a Preferred Agility title, a dog must earn the following number of qualifying scores per Preferred class level, under at least two (2) different judges. (See chart of Qualifying Scores.)

## QUALIFYING SCORES

Preferred Standard Agility Title	Qualifying Scores Required	Preferred JWW Title	Qualifying Scores Required	Scores Obtained From
NAP	3	NJP	3	Novice Preferred
OAP	3	OJP	3	Open Preferred
AXP	3	AJP	3	Exc. Preferred
MXP	10	MJP	10	Master Preferred
<u>PADP</u>	<u>25 including 5 in top 25%</u>	<u>PJDP</u>	<u>25 including 5 in top 25%</u>	<u>Premier Class Preferred</u>

For Qualifying Score Charts regarding the FAST and Time 2 Beat classes, see Chapter 9: Fifteen and Send Time (FAST) Class and Chapter 10: Time 2Beat (T2B) Class.

**Section 5. Preferred Agility Titles.** The Preferred Standard & Jumpers With Weaves titles are: Novice Agility Preferred (NAP), Novice Agility Jumper Preferred (NJP), Open Agility Preferred (OAP), Open Agility Jumper Preferred (OJP), Agility Excellent Preferred (AXP), Excellent Agility Jumper Preferred (AJP), Master Agility Excellent Preferred (MXP), Master Excellent Jumper Preferred (MJP), Premier Agility Preferred (PADP) and Premier Jumpers Dog Preferred (PJDP).

The Preferred FAST titles are Agility FAST Novice Preferred (NFP), Agility FAST Open Preferred (OFP), Agility FAST Excellent Preferred (XFP) and Agility Master FAST Excellent Preferred (MFP).

The Preferred Time 2 Beat title is Time 2 Beat Preferred (T2BP).

**Section 6. Recognized Achievement.** In order to recognize consistency and longevity in the Master Agility Standard Preferred and the Master Jumpers With Weaves Preferred classes, the AKC will record and add to any dog's title the number 2 for achieving 20 qualifying scores in the Master Preferred classes. There is no limit to this achievement. For example, a dog with 30 MXPC qualifying scores and 40 MJP qualifying scores would have the titles of MXP3 and MJP4.

The AKC will identify dogs qualifying for Lifetime Achievement titles by the appropriate title designations (MXPB, MXPB2; MXPS, MXPS2; MXPG, MXPG2; MXPC, MXPC2, etc.) following their AKC name in all official AKC records. In each case, the higher Lifetime Achievement title will supersede the preceding Lifetime Achievement title in all official AKC records such that the highest title will be listed.

**The Lifetime Achievement Standard titles and requirements are:**

**Master Bronze Agility Preferred Title = MXPB.**

Requires twenty-five Master Agility Standard Preferred class qualifying scores of 100.



**Master Silver Agility Preferred Title = MXPS.** Requires the MXPB title plus twenty-five additional Master Agility Standard Preferred class qualifying scores of 100.

**Master Gold Agility Preferred Title = MXPG.** Requires the MXPS title plus twenty-five additional Master Agility Standard Preferred class qualifying scores of 100.

**Master Century Agility Preferred Title = MXPC.** Requires the MXPG title plus twenty-five additional Master Agility Standard Preferred class qualifying scores of 100.

**The Lifetime Achievement Jumpers With Weaves titles and requirements are:**

**Master Bronze Jumpers Preferred Title = MJPB.** Requires twenty-five Master Jumpers With Weaves Preferred class qualifying scores of 100.

**Master Silver Jumpers Preferred Title = MJPS.** Requires the MJPB title plus twenty-five additional Master Jumpers With Weaves Preferred class qualifying scores of 100.

**Master Gold Jumpers Preferred Title = MJPG.** Requires the MJPS title plus twenty-five additional Master Jumpers With Weaves Preferred class qualifying scores of 100.

**Master Century Jumpers Preferred Title = MJPC.** Requires the MJPG title plus twenty-five additional Master Jumpers With Weaves Preferred class qualifying scores of 100.

**The Lifetime Achievement FAST titles and requirements are:**

**Master Bronze FAST Preferred Title = MFPB.** Requires twenty-five Master FAST Preferred class qualifying scores of 60 points or greater.

**Master Silver FAST Preferred Title = MFPS.** Requires the MFPB title plus twenty-five additional Master FAST Preferred class qualifying scores of 60 points or greater.

**Master Gold FAST Preferred Title = MFPG.** Requires the MFPS title plus twenty-five additional Master FAST Preferred class qualifying scores of 60 points or greater.

**Master Century FAST Preferred Title = MFPC.** Requires the MFPG title plus twenty-five additional Master FAST Preferred class qualifying scores of 60 points or greater.

**The Lifetime Achievement Premier Agility titles and requirements are:**

**Premier Agility Dog Bronze Preferred Title = PDBP.** Will start at the PDBP2 level, which requires a PDCP title plus 25 additional qualifying scores with five qualifying scores earned for placing in the top 25% of the dogs that competed in their jump height.

**Premier Agility Dog Silver Preferred Title = PDSP.** Requires the PADP title plus 25 additional qualifying scores with five qualifying scores earned for placing in the top 25% of the dogs that competed in their jump height.

**Premier Agility Dog Gold Preferred Title = PDGP.**

Requires the PDSP title plus 25 additional qualifying scores with five qualifying scores earned for placing in the top 25% of the dogs that competed in their jump height.

**Premier Agility Dog Century Preferred Title = PDCP.**

Requires the PDGP title plus 25 additional qualifying scores with five qualifying scores earned for placing in the top 25% of the dogs that competed in their jump height.

**The Lifetime Achievement Premier Jumpers With Weaves Preferred titles and requirements are:**

**Premier Jumpers Dog Bronze Preferred Title = PJBP.**

Will start at the PJBP2 level, which requires a PJCP title plus 25 additional qualifying scores with five qualifying scores earned for placing in the top 25% of the dogs that competed in their jump height.

**Premier Jumpers Dog Silver Preferred Title = PJSP.**

Requires the PJBP title plus 25 additional qualifying scores with five qualifying scores earned for placing in the top 25% of the dogs that competed in their jump height.

**Premier Jumpers Dog Gold Preferred Title = PJGP.**

Requires the PJSP title plus 25 additional qualifying scores with five qualifying scores earned for placing in the top 25% of the dogs that competed in their jump height.

**Premier Jumpers Dog Century Preferred Title = PJCP.**

Requires the PJGP title plus 25 additional qualifying scores with five qualifying scores earned for placing in the top 25% of the dogs that competed in their jump height.

Additionally, in order to recognize consistency and longevity in the Time 2 Beat Preferred classes, the Time 2 Beat Preferred title will be followed by a numeric designation indicating the number of times the dog has met the requirements of the T2BP title (T2BP2, T2BP3, etc.).

**Section 7. Preferred Agility Excellent Title (PAX).**

To obtain the Preferred Agility Excellent title (PAX), a dog must exhibit superior performance on the agility course. Consistency is the main quality denoting “superior performance” and therefore is the basis for the Preferred Agility Excellent program.

In order to acquire the Preferred Agility Excellent title, a dog must achieve 20 double qualifying scores obtained from the Master Agility Standard Preferred class and the Master Jumpers With Weaves Preferred class. Qualifying in both the Master Agility Standard Preferred class and the Master Jumpers With Weaves Preferred class on the same day equals one (1) double qualifying score (2Q).

**Requirements / General Scoring.** Scores of 100 (clean rounds) obtained in the Master Preferred classes will count towards a dog’s Preferred Agility Excellent requirement if the scores are earned in both Standard and Jumpers With Weaves on the same day.

A dog does not have to obtain the Master Agility

Excellent Preferred (MXP) or the Master Excellent Jumper Preferred (MJP) titles prior to achieving scores that will count towards their Preferred Agility Excellent (PAX) title. Scores of 100 will count toward the dog's MXP or MJP titles, and double qualifying scores count toward the PAX title even if the MXP or MJP title has not yet been achieved.

The PAX title will follow a dog's AKC name in all official AKC records. The PAX title will be followed by a numeric designation indicating the quantity of times the dog has met the requirement of the PAX title as defined above, e.g. 40 2Q's = PAX2, 60 2Q's = PAX3, etc. The PAX title will supersede all lower Preferred agility titles, e.g. PAX2 will supersede an MXP4 and MJP4 but will not supersede an MXP5 or MJP5 or higher.

**Section 8. Preferred Agility Champion Title.** To obtain the Preferred Agility Champion title (PACH), a dog must exhibit superior performance on the agility course. Speed and consistency are the two major qualities denoting "superior performance" and therefore they are the basis for the Preferred Agility Championship program.

In order to acquire the Preferred Agility Champion title, a dog must achieve a minimum of 750 championship points and 20 double qualifying scores obtained from the Master Agility Standard Preferred class and the Master Preferred Jumpers With Weaves Preferred class.

#### **PACH Points**

750 points required minimum

- 1 point is awarded for each full second under Standard Course Time. (No partial points are awarded.)
- Dogs earn points from the Master Agility Standard Preferred class and/or the Master Jumpers With Weaves Preferred class.

#### **Double Qualify (2Q's)**

20 (2Q's) required minimum

- Dogs qualifying with scores of 100 in both the Master Agility Standard Preferred class and the Master Jumpers With Weaves Preferred class on the same day.
- Qualifying in both the Master Agility Standard Preferred class and the Master Jumpers With Weaves Preferred class on the same day equals 1 (2Q).

**Requirements General Scoring.** Only scores of 100 (clear rounds) obtained in the Master Preferred classes will count towards a dog's Preferred Agility Champion requirements.

A dog does not have to obtain the Master Agility Excellent Preferred title (MXP) or the Master Excellent Preferred title (MJP) prior to achieving scores that will count towards their Preferred Agility Champion title (PACH). A dog does not need to be in both Master Preferred classes in order to

start accruing PACH points. Any score of 100 (clear round) obtained in the Master Preferred classes will count towards both the dog's Preferred Championship requirements, and the dog's MXP titling requirements.

**Titles:** The PACH title initials will be followed by a numeric designation indicating the quantity of times the dog has met the requirements of the PACH title as defined above, (e.g., 1500 PACH points and 40 2Q's = PACH2).

**Section 9. Height Divisions.** The following jump height divisions shall be used in all Preferred classes:

4 Inches	For dogs 11 inches and under at the withers.
8 Inches	For dogs 14 inches and under at the withers.
12 Inches	For dogs 18 inches and under at the withers.
16 Inches	For dogs 22 inches and under at the withers.
20 Inches	For dogs over 22 inches at the withers.

Dogs shall be moved down to the proper jump height if entered in the incorrect Preferred class jump height only if measured by a Volunteer Measuring Official, AKC Agility Field Representative or Judge(s) of Record.

**Section 10. Scoring Criteria.** The scoring for the Preferred classes shall be equal to that of its equivalent level in the Regular classes, as listed in Chapters 6 and 7 of these *Regulations*, with the exception of the Standard Course Times.

#### **Standard Agility Preferred Classes**

- Novice Agility Standard Preferred =  
Novice A and B Agility Standard
- Open Agility Standard Preferred = Open Agility Standard
- Excellent Agility Standard Preferred =  
Excellent Agility Standard
- Master Agility Standard Preferred = Master Agility  
Standard
- Premier Agility Standard Preferred = Premier Agility  
Standard

#### **Jumpers With Weaves Preferred Classes**

- Novice JWW Preferred = Novice A and B JWW
- Open JWW Preferred = Open JWW
- Excellent JWW Preferred = Excellent JWW Preferred
- Master JWW Preferred = Master JWW
- Premier JWW Preferred = Premier JWW

**Course Times:** The Standard Course Times (SCT's) for the Preferred classes will be the same as the Standard Course Times for the Regular classes, as listed in Chapters 6 and 7 of these *Regulations*, plus five (5) additional seconds as shown in the following chart.

Regular Class Jump Height	Preferred Class Jump Height	Course Distance Based On	SCT's Based On Regular Classes (Chapters 6 and 7)	Added Time for Preferred Classes Std & JWW
24"	20"	20" Jumping Dog	24" Division SCT's	Plus 5 Seconds
20"	16"	20" Jumping Dog	20" Division SCT's	Plus 5 Seconds
16"	12"	16" Jumping Dog	16" Division SCT's	Plus 5 Seconds
12"	8"	12" Jumping Dog	12" Division SCT's	Plus 5 Seconds
8"	4"	12" Jumping Dog	8" Division SCT's	Plus 5 Seconds

- **Maximum Course Time.** The maximum course time will be the Standard Course Time plus 20

Example: An Open Agility Standard course that is 160 yards long for the 20-inch Regular class would have a SCT of (60 seconds plus 5 seconds for the table) = 65 seconds, based on Chapter 6, Section 3 of these *Regulations*.

In the Open Agility Standard Preferred class the course yardage for the 16-inch class would also be 160 yards with a SCT of (65 seconds based on the Regular class plus 5 seconds for the table) = 70 seconds.

**Chapter 9**  
**Fifteen and Send Time (FAST) Class**  
(established January 1, 2007)

**Section 1. Purpose.** This agility titling class is meant to be an additional test of strategy, skill, accuracy, speed, timing and distance handling, to demonstrate a dog's athletic ability and willingness to work with its handler in a fast-paced atmosphere over a variety of agility obstacles. The class may be offered once per day as an additional class at a club's option. In order to offer the Open level, the Novice A & B level must be offered. In order to offer the Excellent & Master level, the Open level must be offered. The class is not part of the Master Agility Championship titling program.

The following criteria apply to the Fifteen and Send Time classes:

- Novice A & B FAST
- Novice FAST Preferred
- Open FAST
- Open FAST Preferred
- Excellent & Master FAST
- Excellent & Master FAST Preferred

**Section 2. Definition.** As indicated by the title the Fifteen and Send Time class uses fifteen (15) point valued obstacles and/or obstacle combinations. The course will include a "Send Bonus" or distance element that will award a bonus of twenty (20) points if completed successfully, and is identified as the "Send Bonus." Six of the fifteen (15) point valued obstacles must be single bar jumps (typically winged) valued at one point each. Winged jumps are assumed to have a value of one point unless otherwise denoted by the judge. Nine (9) additional obstacles on the course will be assigned unique values from 2 through 10 by the judge.

Additional obstacles (typically non-winged jumps) may be placed on the course, but with no assigned value. There is a maximum of 80 possible FAST class points awarded at all levels, which is the sum of the fifteen point valued obstacles (60 points) plus a Send Bonus value of 20 points. Teams must successfully complete the Send Bonus to achieve a qualifying score, as well as a minimum number of required points defined at each class level. To earn points, all obstacles must be completed in accordance with the obstacle performance requirements identified in these *Regulations*.

Course times are determined by level (Novice, Open or Excellent) and jump height. Standard Course Times (SCT's) are required as follows.

Teams will use the following Standard Course Time (SCT) to accumulate points, attempt a Send Bonus and to reach a judge-defined finish obstacle:

**Regular Classes**

<b>Jump Height</b>	<b>Standard Course Time</b>
8"	38 seconds
12" / 16"	35 seconds
20" / 24" / 26"	32 seconds

## Preferred Classes

Jump Height	Standard Course Time
4"	41 seconds
8" / 12"	38 seconds
16" / 20"	35 seconds

\* Maximum Course Time. The maximum course time will be the Standard Course Time plus 20

An electronic timing horn/buzzer (preferably) or whistle will sound at SCT completion, whereby handlers will no longer have the right to earn points while on course and dogs must run to the finish obstacle to stop the clock. Electronic timing devices with horn or buzzer sounds are recommended for execution and consistent and accurate timing.

Handler contact aiding the performance of the dog to the finish obstacle will result in Elimination.

Teams will be assessed one (time) fault for every full second over SCT which will be subtracted from the total points (obstacle & Send Bonus total) accumulated on course to determine the final score. Order of placements will be determined by points first and fastest (shortest) time second.

In case of a tie in both points and time, a runoff must be offered. The runoff should be held preferably on the same course or alternately on a FAST course of another level. If a different course level is used to break the tie, the scoring method of that course will be used. This means it could be possible for an Excellent/Master level tie to be broken on an Open or Novice level FAST course or vice versa. If either team chooses not to rerun to break the tie then they may concede the win and take the lower placement. If a team is not available for a runoff (e.g. have left the trial site) then the team that is available will receive the higher placement. Another acceptable method of breaking a tie would be to flip a coin to determine the winner if both teams agree.

A minimum of two and maximum of three unique contact obstacles will be required on the course. A minimum of two contact obstacles must have a point value assigned. A maximum of four contacts may be performed to earn points (i.e. one contact taken twice for differing point values). Weave poles are a required obstacle on course: a minimum of 9-12 weave poles will be required for Excellent/Master/Open class levels and six (6) weave poles are required on Novice courses. The balance of obstacles may include single, double and triple jumps, open and closed tunnels, panel jumps, broad jumps and tires or a combination of these obstacles.

Courses may be modified from either the Standard or Jumpers With Weaves courses approved for that event, with the stipulation that the course must be modified in such a way as to be random in pattern with no discernable flow. This will encourage variation in handler course strategies. Up to two (2) intersecting start lines may be set. A single Finish obstacle consisting of a jump or open tunnel is required somewhere on the course. Numbered flags (white background color and black number) or elevated placard signs for numbers 2 through 10 are highly recommended for ease of judging and scoring.

Microphone headsets may be used by the judge and

scribe as an aid in scoring the run and answering any questions that arise. However, the judge's calls must be audible to the competitor in the ring.

Obstacles that are bi-directional may be taken in either direction to earn points unless otherwise directed by the judge. The judge may require any obstacle to be taken in only one direction for points.

Bi-directional obstacles, whether they have dual point values or not, may not be taken back-to-back (immediately repeated without doing another obstacle in-between) for points. Faulted contact obstacles may be repeated for an attempt to earn points, but may not be attempted in back-to-back fashion.

Weave poles may be reattempted immediately from either end if faulted, but if bi-directional must be restarted at the original entry and completed correctly from start to finish to earn points. If a judge has elected to post dual values on the weave poles, one for each entry end, a competitor must complete all poles correctly in the designated direction to earn the assigned points.

The Send Bonus portion of the course must contain two to three pointed-obstacles. Handler distance restrictions for the Send Bonus portion must be: 15-20 feet in Excellent, 10-15 feet in Open, and 5-10 feet in Novice. In the Send Bonus portion of Excellent or Open level courses, the second of three obstacles may be plus/or minus a maximum of 5 feet from the distances required above. This variance can only be used in Open level classes if there are three (3) obstacles being used in the Send Bonus portion of the course. The total point value for all obstacles contained in the Send Bonus portion of the course must be no less than five (5) points and no greater than fifteen (15) points. In general, the Send Bonus portions should not be placed in close proximity to the start line(s). If contacts and weave poles are used in the Send Bonus portion of the Novice course, the minimum distance requirement of 5 feet must be used. Obstacle discriminations and changes of flow and/or direction are allowed, in the Open and Excellent Send Bonus sections. Judges shall call out "bonus" if the Send Bonus is correctly completed. A dog is considered to have completed the last obstacle of the Send Bonus when all 4 feet have touched the ground.

A tape used for marking the Send Bonus handler restricted distance must be of a bright contrasting color and should be secured to the floor or ground in an appropriate manner. Golf tees are an appropriate method of holding the line in place when on grass or dirt. Tape may be used when on indoor surfaces but silver duct tape is not to be used for the line, as it is not visible enough to the handlers. Colors such as hot pink, bright green or yellow are recommended.

Refusal, run-out and wrong course faults will not be assessed on course except during the Send Bonus. Once the first Send Bonus obstacle is completed, any refusals, run-outs and/or wrong courses in the sequence will negate the Send Bonus. In this case, point values may still be earned for corrected refusals or for Send Bonus obstacles taken out of sequence, but will result in a non-qualifying score due to not completing the Send Bonus challenge properly.



### Section 3. Performance Requirements for All Classes.

1. Obstacles are bi-directional for point values except for the closed tunnel, seesaw, broad jump and triple jump or unless specified differently by the judge.
2. A maximum of six jumps may be taken in any order for one (1) point each; however, the same jump may not be taken back-to-back. Any additional jumps taken will not be scored or penalized.
3. Judges may choose one bi-directional obstacle and assign a unique point value for each approach.
4. If an obstacle is repeated or faulted competitors may continue to accumulate points elsewhere on the course. They may also earn points for correctly performing a previously faulted obstacle. The exception to this rule is a displaced bar, as these will not be reset.
5. Points may be awarded for two different pointed contact obstacles taken in succession.
6. Refusals or run-outs will not be faulted anywhere on the course other than during the Send Bonus, and will ONLY negate the opportunity to earn the 20 points for the Send Bonus.
7. Time penalties at all levels are one (1) point for each full second over SCT.
8. Teams running to the finish obstacle after the whistle/horn/buzzer sounds cannot be faulted for taking additional obstacles on the way, however, they can be eliminated for handler contact that aids the dog's performance or by purposely touching the dog prior to stopping the time.
9. Teams must successfully complete the Send Bonus portion behind the judge-defined handler restriction line. Stepping on any part of the line before the dog has completed the last obstacle in the sequence will negate earning the Send Bonus points.

### Section 4. FAST Class Eligibility.

**Novice FAST Classes.** The Novice FAST class is divided into Divisions A & B in the Regular classes. Dogs are eligible to enter Division A if they have never acquired any AKC agility title. Additionally, a dog entered in Novice A FAST must be handled by a person that has never put an AKC agility title on any dog, and the handler must be the owner, co-owner, or a member of the owner's household. Handlers that co-own a dog and have never put an AKC agility title on a dog may enter the Novice A FAST class regardless of the other co-owner's AKC agility accomplishments. Dogs eligible for Novice A FAST may be entered in the Novice B FAST class at the discretion of the owner.

Dogs are eligible to enter Division B if they have acquired any Novice agility title. Additionally, Division B is for persons who have handled a dog to any AKC agility title, and for dogs being handled by someone other than the owner, co-owner, or household member subject to the restrictions listed above. A dog may continue to be shown in the Novice B FAST class until they have acquired a qualifying score towards their Agility FAST Open title. Whenever the Novice FAST class is

offered, both Divisions A & B must be offered. The Novice FAST Preferred class is not divided.

**Open FAST Class.** Dogs are eligible to enter the Open FAST class if they have acquired an Agility FAST Novice title or an Agility FAST Open title but which have not acquired a qualifying score towards an Agility FAST Excellent title.

**Excellent FAST Class.** Dogs are eligible to enter the Excellent FAST class if they have acquired the Agility FAST Open title, and to dogs that have acquired the Agility FAST Excellent title, but that have not acquired a qualifying score towards the Agility Master FAST Excellent title.

**Master FAST Class.** Dogs are eligible to enter the Master FAST class if they have acquired the Agility FAST Excellent title and to dogs that have acquired the Agility Master FAST Excellent title.

**Section 5. Novice A & B FAST and Novice FAST Preferred Class.** The focus of the FAST class at the Novice level will be to introduce the skill, timing and minor distance work involved in a game of strategy and point accumulation.

**Performance Standards:**

- Minimum score to qualify is 50 points which must include 20 points from the Send Bonus.
- Course requires two Send Bonus point valued obstacles taken at a handler restricted distance between 5 feet and 10 feet. Distance may vary within this range with a change in distance allowed between the (4/8/12/16") small dogs' heights and the (20/24/26") large dogs' heights only.
- In the Send Bonus, all obstacles may be used, with the exception of the table.
- Send Bonus obstacles may include six (6) Weave Poles or any contact obstacle if these are set at a handler restricted distance of no more than five (5) feet.
- Equipment allowed in the body of the course is equivalent to the equipment allowed in the Novice Standard class (with a minimum of two [2] contact obstacles and one [1] set of 6 weave poles required). The table is not allowed in the FAST class.

**Section 6. Open FAST and Open FAST Preferred Class.** The focus of the FAST class at the Open level will be to test skill, timing and intermediate distance work involved in a game of strategy and point accumulation.

**Performance Standards:**

- Minimum score to qualify is 55 points which must include 20 points from the Send Bonus.
- Course requires two or three Send Bonus point valued obstacles taken at a handler restricted distance between 10 feet and 15 feet (+/- 5 feet allowance on the 2<sup>nd</sup> obstacle of 3 as per Chapter 9, Section 2). Distance may vary within this range with a change in distance allowed between the (4/8/12/16") small dogs' heights and the (20/24/26") large dogs' heights only.
- In the Send Bonus, all obstacles may be used, with the exception of the table. Discriminations and changes of direction are allowed in the Send Bonus sequence.

- Equipment allowed in the body of the course is equivalent to the equipment allowed in the Open Standard class (with a minimum of two [2] contact obstacles and one [1] set of 9-12 weave poles required). The table is not allowed in the FAST class.

**Section 7. Excellent & Master FAST and Excellent & Master FAST Preferred Class.** The focus of the FAST class at the Excellent and Master level will be to test skill, timing and distance work at the highest level involved in a game of strategy and point accumulation.

**Performance Standards:**

- Minimum score to qualify is 60 points which must include 20 points from the Send Bonus.
- Course requires three Send Bonus point valued obstacles taken at a handler restricted distance between 15 feet and 20 feet (+/- 5 feet allowance on the 2<sup>nd</sup> obstacle of 3 as per Chapter 9, Section 2). Distance may vary within this range with a change in distance allowed between the (4/8/12/16”) small dogs’ heights and the (20/24/26”) large dogs’ heights only.
- In the Send Bonus, all obstacles may be used, with the exception of the table. The Send Bonus sequence at the Excellent/Master level must include a minimum of one obstacle discrimination or one change of direction.
- Equipment allowed in the body of the course is equivalent to the equipment allowed in the Excellent/Master Standard class (with a minimum of two [2] contact obstacles and one [1] set of 9-12 weave poles required). The table is not allowed in the FAST class.

**Section 8. Titles and Requirements.**

**Agility FAST Novice Title = NF.** Requires three Novice A or B FAST class qualifying scores of 50 points or greater under at least two different judges.

**Agility FAST Novice Preferred Title = NFP.** Requires three Novice FAST Preferred class qualifying scores of 50 points or greater under at least two different judges.

**Agility FAST Open Title = OF.** Requires the NF title plus three Open FAST class qualifying scores of 55 points or greater under at least two different judges.

**Agility FAST Open Preferred Title = OFP.** Requires the NFP or NF title plus three Open FAST Preferred class qualifying scores of 55 points or greater under at least two different judges.

**Agility FAST Excellent Title = XF.** Requires the OF title plus three Excellent FAST class qualifying scores of 60 points or greater under at least two different judges.

**Agility FAST Excellent Preferred Title = XFP.** Requires the OFP or OF title plus three Excellent FAST Preferred class qualifying scores of 60 points or greater under at least two different judges.

**Agility Master FAST Excellent Title = MXF.** Requires the XF title plus ten Master FAST class qualifying scores of 60

points or greater under at least two different judges.

**Agility Master FAST Excellent Preferred Title = MFP.** Requires the XFP or XF title plus ten Master FAST Preferred class qualifying scores of 60 points or greater under at least two different judges.

**Master Bronze FAST Title = MFB.** Requires the MXF title plus twenty-five additional Master FAST class qualifying scores of 60 points or greater.

**Master Bronze FAST Preferred Title = MFPB.** Requires the MFP title plus twenty-five additional Master FAST Preferred class qualifying scores of 60 points or greater.

**Master Silver FAST Title = MFS.** Requires the MFB title plus twenty-five additional Master FAST class qualifying scores of 60 points or greater.

**Master Silver FAST Preferred Title = MFPS.** Requires the MFPB title plus twenty-five additional Master Fast Preferred class qualifying scores of 60 points or greater.

**Master Gold FAST Title = MFG.** Requires the MFS title plus twenty-five additional Master FAST class qualifying scores of 60 points or greater.

**Master Gold Fast Preferred Title = MFPG.** Requires the MFS title plus twenty-five additional Master FAST Preferred class qualifying scores of 60 points or greater.

**FAST Century Title 1 = FTC1.** Requires the MXF title plus one-hundred (100) additional Master FAST class qualifying scores of 60 points or greater. The FTC title initials will be followed by a numeric designation indicating the quantity of times the dog has met the requirements of the FTC title as defined above (e.g. 200 Master FAST Class qualifying scores of 60 points or greater = FTC2).

**FAST Century Preferred Title 1 = FTCP1.** Requires the MFP title plus one-hundred (100) additional Master FAST Preferred class qualifying scores of 60 points or greater. The FTCP title initials will be followed by a numeric designation indicating the quantity of times the dog has met the requirements of the FTCP title as defined above.

**Triple Q Excellent = TQX.** Requires the XF title. In order to acquire the Triple Q Excellent Title, a dog must receive 10 triple qualifying scores from the Master Agility Standard class, the Master Jumpers With Weaves class and the Master FAST class on the same day.

**Triple Q Excellent Preferred = TQXP.** Requires the XFP title. In order to acquire the Triple Q Excellent Preferred Title, a dog must receive 10 triple qualifying scores from the Master Agility Standard Preferred class, the Master Jumpers With Weaves Preferred class and the Master FAST Preferred class on the same day.

**Table 1 - Title Table.** [In order to acquire the following titles, a dog must earn the following number of qualifying scores and the minimum point value per class level under a minimum of two different judges.]

<b>Regular Titling Classes</b>	<b>Preferred Titling Classes</b>	<b># of Qualifying Scores &amp; Minimum Point Value</b>	<b>Scores Obtained From</b>
NF	NFP	3 Q's & 50 points minimum	Novice FAST Class
OF	OFFP	3 Q's & 55 points minimum	Open FAST Class
XF	XFP	3 Q's & 60 points minimum	Excellent FAST Class
MXF	MFP	10 Q's & 60 points minimum	Master FAST Class
MFB	MFPB	25 Q's with score of 60	Master FAST Class
MFS	MFPS	25 Q's with score of 60	Master FAST Class
MFG	MFPG	25 Q's with score of 60	Master FAST Class
FTC1	FTCP1	100 Q's & 60 points minimum	Master FAST Class
TQX	TQXP	10 triple Q's	Master Agility Std/ JWW/ FAST*

All FAST class titles are suffix titles.

\*To earn a triple Q, dogs must qualify in the following Master classes on the same date: Standard, Jumpers With Weaves and FAST.

**Chapter 10**  
**Time 2 Beat (T2B) Class**  
(established July 1, 2011)

**Section 1. Purpose.** This optional agility titling class is meant to challenge the handler/dog to set a clean efficient line with an emphasis on speed and accuracy. The dog that sets the quickest time in each jump height will set the time to beat for that jump height. There will be a single class level and all dogs with any skill level (e.g. Novice, Open, Excellent, Master) will compete on the same course.

The class (Regular & Preferred) may be offered once per day as an additional class at a club's option. This will aid clubs to add an additional class to the day without making multiple course changes that add time to the day.

**Section 2. Definition.** The Time 2 Beat (T2B) class is a combination course from the Standard and Jumpers With Weaves classes. While dogs of any skill level (e.g. Novice, Open, Excellent, Master) are allowed to compete in T2B, to be successful dogs will need to demonstrate athletic ability and an advanced skill level.

**Section 3. Eligibility.** T2B has a single class level. Dogs eligible to enter Novice, Open, Excellent, or Master level classes may enter the T2B class. Dogs will be judged and points awarded by jump height.

**Section 4. Performance Standards.**

- The course must be completed before the dog reaches or exceeds the Maximum Course Time (MCT).
- Wrong courses are scored with a "W" on the scribe sheet and will result in a non-qualifying (NQ) score.
- Mandatory Eliminations (NQ) established for equipment as stated in Chapter 5, Section 5 will apply and result in a non-qualifying score (NQ). An "F" shall be marked on the scribe sheet and the dog and handler may continue their run except as noted elsewhere in these *Regulations*.
- Mandatory Excusals stated in Chapter 5 Section 6 will apply. The scribe sheet shall be marked with an "E" and the dog and handler are excused from the ring.
- Refusals/Run-outs (R) will **not** be scored.
- Weave poles must be completed in three (3) attempts or less, or a failure to perform fault (F) will be scored and the judge will ask the handler to go on.

**Section 5. Maximum Course Times (MCT).**

- 50 seconds for the 20, 24, & 26 inch jump heights
- 55 seconds for the 16 inch jump height
- 60 seconds for the 4, 8, 12 inch jump heights

No additional time is added for dogs entered in Preferred, as the fastest Preferred dog within each jump height will set the Time 2 Beat.

**Section 6. Scoring Criteria.** A qualifying score is obtained when the dog's run time is under the MCT and has incurred no course faults.

- The dog within a jump height with the fastest time (before times are truncated) with no course faults shall earn first place and 10 points. In the case of a tie (e.g. same score and time), a run-off will be used

to determine the first place dog. Only one dog per jump height shall be awarded 10 points. The time for the first place dog will establish the Standard Course Time (SCT) for the jump height division at the event. **NOTE:** If a dog within any jump height is disallowed by AKC after the trial has ended no scores for any qualifying dogs will be recalculated.

- All qualifying dogs with a time below that of the MCT shall earn between 1 point and 9 points (see chart below). A dog's run time is truncated for the purpose of calculating how many points are to be awarded. All dogs whose time was within 10% of the SCT shall earn 9 points, within 20% shall earn 8 points, etc. See the chart below.

Dog's Run Time Compared to 1 <sup>st</sup> Place Dog	# of Points Earned
Within 10%	9 points
Within 20%	8 points
Within 30%	7 points
Within 40%	6 points
Within 50%	5 points
Within 60%	4 points
Within 70%	3 points
Within 80%	2 points
Within 90% or greater, but under the MCT	1 point

The formula for the upper end of the percentage range is: (Fastest time in a jump height multiplied by the percentage) plus the fastest time in the jump height. Both the low and high end of the percentage range are truncated. Each dog's time gets truncated. A dog's time falls into a percentage range if it is greater than the low end and less than or equal to the high end of the range.

#### Point Calculation Example:

If the Standard Course Time was: 28.73 seconds.

To calculate the range of dog's run times that will earn **9 points:** Take 28.73 and multiple it by 10% = 2.87.

Add 28.73 and 2.87 = 31.60 and truncate the result = 31.00.

Truncate the SCT of 28.73 = 28.00. The range of dog's run times for 10% is greater than or equal to 28 seconds and less than or equal to 31 seconds. Truncate the dog's time.

All qualifying dogs whose truncated run time is greater than or equal to 28 and less than or equal to 31 seconds earn 9 points.

To calculate the range of dog's run times that will earn **8 points:** Take 28.73 and multiply it by 20% = 5.75. Add 28.73 and 5.75 = 34.48 and truncate the result = 34.00. The range of dog's run times for 20% is greater than 31 and less than or equal to 34.

All qualifying dogs whose truncated run time is greater than 31 and less than or equal to 34 seconds earn 8 points.

To calculate the range of dog's run times that will earn **7 points**: Take 28.73 and multiply it by 30% = 8.62. Add 28.73 and 8.62 = 37.35 and truncate the result = 37.00. The range of dog's run times for 30% is greater than 34 and less than or equal to 37.

All qualifying dogs whose truncated run time is greater than 34 and less than or equal to 37 seconds earn 7 points.

**NOTE:** Not all point values may be awarded for a jump height depending on the SCT for that jump height. If a dog's time is equal to or greater than the MCT, no points are awarded.

**Section 7. Catalog Requirements.** Run times recorded in the marked catalog must not be truncated.

**Section 8. Titles.** To earn the Time 2 Beat (T2B) or Time 2 Beat Preferred (T2BP) title, a dog must earn 15 qualifying scores and 100 points. The T2B or T2BP title initials will be followed by a numeric designation indicating the number of times the dog has met the requirements of the title as defined above. Each time a dog earns the title the number of qualifying scores and points will be set to zero.

**Section 9. Minimum Obstacle Requirements.**

- Quantity = 17-19
- Obstacles required, allowed, and not allowed – refer to chart at the end of this chapter.

<b>OBSTACLES</b>	<b>Eligibility</b>
Dog Walk	N
A-Frame	A* (2)
Seesaw	A* (2)
Pause Table	N
Weave poles 1 set of 12 poles	R*
Open Tunnel	A (2)
Closed Tunnel	N
Bar Jump	R
Double Bar Jump	A**(2)
Triple Bar Jump	A**(2)
Panel Jump	A
Broad Jump	N
One Bar Jump	A
Tire	A

R = Required Obstacle; A = Allowed Obstacle; N = Not Allowed

\* A combination of three (3) obstacles consisting of the Weave Poles and either the A-Frame, Seesaw, or both, are required to be used in course design. At least one contact and the Weave Poles are required on the course. The A-Frame or Seesaw may be taken twice to meet this requirement.

\*\* One Double Bar Jump or one Triple Bar Jump is required.

( ) Indicates number of times that this obstacle can be taken on the course.



**Chapter 11 - Premier Classes**

**Section 1. Purpose.** These optional titling classes are designed to challenge dogs and handlers at an increased speed and skill level above those set for the Master level classes. Handlers/dogs will need to negotiate courses that require varied approach angles, spacing, and obstacle discriminations to be successful in these classes. These classes are offered as separate titling tracks and are not part of the MACH/PACH Championships.

Premier may be offered once per day as an additional class or classes. Clubs may, but are not required to offer Premier Standard and Premier Jumpers with Weaves on the same day.

**Section 2. Eligibility.** Dogs with an AX title are eligible to enter Premier Standard Regular. Dogs with an AX or AXP title are eligible to enter Premier Standard Preferred. Dogs with an AXJ title are eligible to enter Premier Jumpers with Weaves Regular. Dogs with an AXJ or AJP title are eligible to enter Premier Jumpers with Weaves Preferred. Dogs with Regular titles may crossover to the Premier Preferred level as noted above.

**Section 3. Performance Standards**

- Minimum allowable score required to qualify = 100.
- The course must be completed before the dog reaches the Maximum Course Time (MCT).
- Additional Non-Qualifying faults (beyond those listed in Chapter 5, Sections 5 and 6).
  - Any Course Fault

**Maximum Course Times (MCT)****Premier Standard****Regular:**

- 55 seconds for the 20 and 26 inch Regular jump heights.
- 60 seconds for the 16 and 24 inch Regular jump heights.
- 65 seconds for the 8 and 12 inch Regular jump heights.

**Preferred:**

- 60 seconds for 16 inch Preferred jump height.
- 65 seconds for 12 and 20 inch Preferred jump heights.
- 70 seconds for 4 and 8 inch Preferred jump heights.

Note: For timing purposes all Premier Standard classes may have timer set for MCT of 70 seconds.

**Premier Jumpers With Weaves****Regular:**

- 40 seconds for 20 and 26 inch Regular jump heights.
- 45 seconds for the 16 and 24 inch Regular jump heights.
- 48 seconds for the 8 and 12 inch Regular jump heights.

Preferred:

- 45 seconds for 16 inch Preferred jump height.
- 50 seconds for 12 and 20 inch Preferred jump heights.
- 53 seconds for 4 and 8 inch Preferred jump heights.

Note: For timing purposes all Premier Jumpers With Weaves classes may have timer set for MCT of 53 seconds.

**Minimum Obstacle Requirements:**

- Quantity = 19-21
- Obstacles required, allowed, and not allowed will be the same as the Master level courses as noted in Chapter 6, Section 5 for Standard; and Chapter 7, Section 5 for Jumpers With Weaves, except that both classes will have a maximum of three tunnel passes and Standard will not have a table.
- In both classes the viaduct/wall jumps, as described in Chapter 13, Section 9, can be substituted for the panel jump or a spread jump, as long as the viaduct/wall jump can be set for all heights.

**Section 4. Obstacle and Jump Positions.** Shall generally follow the requirements set forth in Chapter 4, Section 4, with the following exceptions:

- A Distance of 25 – 30 feet between two obstacles may be approved up to two times on a course.
- Distances of greater than 30 feet between obstacles may be approved to allow for turns between obstacles as necessary.
- There may be one bi-directional tunnel or bar/single bar jump on the course.

**Section 5. Approach Angles.** Shall generally follow what is stated in Chapter 4, Section 5, except as detailed in the AKC Agility Judges Guidelines for the Premier Class.

**Section 6. Titles.** To earn the Premier Agility Dog (PAD), Premier Agility Dog Preferred (PADP), Premier Jumpers Dog (PJD) or Premier Jumpers Dog Preferred (PJDP) titles, a dog must earn 25 qualifying scores with five qualifying scores earned for placing in the top 25% of the dogs that competed in their jump height.

Dogs that are absent or withdrawn will not count toward the number of dogs competing in the jump height. The 25% calculation will be rounded to determine the number of 25% placements in each jump height. In the case of a tie both dogs will receive the top 25% placement. If a class has two or three dogs competing, the 1st place dog will be awarded a top 25% placement qualifying score. If only one dog competes in the jump height, there will be no top 25% placement earned in that jump height.

**Chapter 12**  
**National Agility Champion Title**

**Section 1. National Agility Champion Titles.** A National Agility Championship title will be awarded annually to the overall winning dog of each jump height class at the AKC National Agility Championship. The overall winner for each jump height at the end of the event shall be entitled to be designated “National Agility Champion” (NAC) of \_\_\_\_\_ (year) and will be permitted to use the letters of NAC preceding the AKC name of each dog awarded this title.

**Preferred National Agility Champion Title.** A Preferred National Agility Championship title will be awarded annually to the overall winning dog of each Preferred jump height class at the AKC National Agility Championship. The overall winner for each Preferred jump height at the end of the event shall be entitled to be designated “Preferred National Agility Champion” (PNAC) of \_\_\_\_\_ (year) and will be permitted to use the letters of PNAC preceding the AKC name of each dog awarded this title.

**Section 2. National Agility Champion Defined.** The AKC National Agility Championship competition shall comprise a varied combination of Regular and Preferred Excellent/Master level class challenges, in each of the event classes, all of which may be modified.

**Section 3. Dogs That May Compete.** To be eligible to compete, dogs are required to meet the minimum qualifications during a qualifying period set each year.

All dogs that are registered with the American Kennel Club or that have AKC Limited Registration, Purebred Alternative Listing/Indefinite Listing Privileges (PAL/ILP), or an AKC Canine Partners listing number, or Foundation Stock Service (FSS) breeds and who meet the minimum entry qualifications set forth for the event are eligible to compete in the AKC National Agility Championship, providing the entry is received prior to any entry limits being reached and before the event closing date/time.

## **Chapter 13** **Versatile Companion Dog**

**Section 1. Versatile Companion Dog Titles.** Since January 1, 2001, the AKC has permitted the use of the letters following the names of each dog registered that completes the titles as follows:

- Versatile Companion Dog 1 (VCD1)  
CD, NA, NAJ, TD or CD, NAP, NJP, TD
- Versatile Companion Dog 2 (VCD2)  
CDX, OA, OAJ, TD or CDX, OAP, OJP, TD
- Versatile Companion Dog 3 (VCD3)  
UD, AX, AXJ, TDX or UD, AXP, AJP, TDX
- Versatile Companion Dog 4 (VCD4)  
UDX, MX, MXJ, VST or UDX, MXP, MJP, VST

**Section 2. Versatile Companion Champion Title.** Since January 1, 2001, the AKC has permitted the use of the letters VCCH preceding the name of each dog that completes the titles, as follows: OTCH, MACH or PACH and CT.

Note: Explanation of Titles

AX	Agility Excellent
AXJ	Excellent Agility Jumper
AXP	Agility Excellent Preferred
AJP	Excellent Agility Jumper Preferred
CD	Companion Dog
CDX	Companion Dog Excellent
CT	Champion Tracker
MX	Master Agility Excellent
MXJ	Master Agility Jumper
MXP	Master Agility Excellent Preferred
MJP	Master Excellent Jumper Preferred
MACH	Master Agility Champion
NA	Novice Agility
NAJ	Novice Agility Jumper
NAP	Novice Agility Preferred
NJP	Novice Agility Jumper Preferred
OA	Open Agility
OAJ	Open Agility Jumper
OAP	Open Agility Preferred
OJP	Open Agility Jumper Preferred
OTCH	Obedience Trial Champion
PACH	Preferred Agility Champion
TD	Tracking Dog
TDX	Tracking Dog Excellent
UD	Utility Dog
UDX	Utility Dog Excellent
VST	Variable Surface Tracker

Dogs listed with the AKC Canine Partners program are not eligible for Versatile Companion Dog titles.

**Chapter 14**  
**Non-Regular Agility Classes**  
**International Sweepstakes Class**

**Section 1. Purpose.** The International Sweepstakes Class (ISC) is a non-regular class providing a dog and handler an opportunity to demonstrate their advanced training and handling skills on various international style Standard and Jumpers With Weaves courses. The rules for this class are generally based on international rules.

The variety in International Agility course designs is very diverse, so handlers should be prepared to meet the “Challenge of the Day” when competing in the ISC class. The total challenge level may be easier, more difficult, or simply different from what is currently allowed in the Excellent or Master classes. Course designs will vary widely thus testing different skills on different days.

**Section 2. Eligibility of Dogs.** This class is open only to dogs that are eligible to compete in the Excellent/Master Agility Standard class and the Excellent or Master Jumpers With Weaves class, Regular or Preferred.

**Section 3. Eligibility to Hold the ISC Class.** Upon approval from the American Kennel Club, the ISC classes are allowed to be held in conjunction with an AKC approved agility trial. (The ISC classes may be held in conjunction with approved Excellent/Master only agility trials.)

The ISC class shall follow either the criteria for the Standard ISC class and/or the Jumpers With Weaves ISC class at the discretion of the club. It is recommended that if the ISC class is offered on two consecutive days, the club offer Standard ISC one day and JWW ISC the other day. However, clubs may offer both ISC classes on consecutive days.

**Section 4. Ribbons, Rosettes and Awards.** It is recommended that non-regular class ribbons, rosettes and other awards (including any monetary awards) if offered, shall be awarded to the first through fourth placements as defined under scoring.

**Section 5. Recording Fees.** None at this time.

**Section 6. ISC Records.** The ISC class shall be printed as the last class in the catalog. A completed ISC class record including a complete list of dogs entered, course distances, standard course times, scores and placements, shall be mailed separately to the Director of Agility.

**Section 7. Jump Heights.** The ISC class shall be split into three (3) separate categories: Small Agility for dogs measuring 13 ¾ inches and/or less at the withers, Medium Agility for dogs measuring 16 ⅞ inches at the withers and/or less, and Large Agility for dogs measuring greater than 16 ⅞ inches at the withers. As indicated in the equipment specifications for the ISC class, dogs entered in Small Agility jump 14 inches in height, dogs entered in Medium Agility jump 18 inches in height, dogs entered in Large Agility jump

26 inches in height. Exceptions and/or ranges exist at some jumps, see “Obstacle Specifications.”

Clubs may offer the ISC classes at heights specified in Chapter 2, Section 4 for Regular classes and Chapter 8, Section 9 for Preferred Classes. All heights must be included if the club offers jump heights in addition to those listed above for Small, Medium and Large Agility at the trial. Clubs may offer ISC classes without the 14 inch and 18 inch jump height. Clubs may offer Preferred classes either as separate height classes or may combine them with the regular height the dog would be eligible to enter for the purpose of award placements in ISC classes. Jumps must conform to height specifications for the Regular and Preferred Heights. The A-Frame, Dog Walk and Seesaw specifications must conform to those set forth in Chapter 13, Section 7 if these classes are being offered in conjunction with a World Team Qualifier event. If ISC is being offered at other agility trials at the clubs discretion the contact obstacles may conform to the specifications in Chapter 3, Section 3.

**Section 8. Judges.** Only fully approved agility judges (non-provisional) will be approved to judge any ISC class. All judges shall submit course designs for review and approval 45 days prior to the show.

**Section 9. Obstacle Specifications.** All specifications and performance requirements shall be as printed in Chapter 3, unless modified herein.

A-Frame	The A-Frame shall be in compliance with the 9'-0" panel specification. The apex of the A-Frame shall be set at 5'-6" for Small and Medium dogs. The apex of the A-Frame shall be set at 5'-7" for Large dogs. <b>Performance:</b> The dog must touch the upside contact zone as well as the downside with any part of one foot.
Dog Walk	The dog walk shall be in compliance with the 12' plank specifications. The contact zones on the upside and downside shall be 36" in length.
Seesaw	The contact zones on the upside and downside shall be 36" in length.
Contacts in General	For altering contact zones for the ISC class- recommend placing a clearly visible line using duct tape with the upside of the duct tape at 36" from the end of the board.
Pause Table	Top set at 12" for Small dogs, 16" for Medium dogs and 24" for Large dogs. <b>Performance:</b> The table count is a cumulative five (5) second count instead of a consecutive five (5) second count. The table position may be either the sit, down or stand position (where the dog is required to maintain the position for the five (5) second count). When the position is "stand" the count starts once the dog is standing and has stopped in place, with three or four feet in contact with the table. Significant movements will interrupt the judge's five (5) second count. The judge resumes counting once the dog has stopped again.

All Jumps including Bar Jumps, One Bar Jumps, Panel Jumps	The top bar or panel shall be set at 14" for Small dogs, 18" for Medium dogs and 26" for Large dogs.
Double Bar Jump	AKC standard with parallel top bars set at 12"-14" for Small dogs, 16"-18" for Medium dogs and 24"-26" for Large dogs.
Triple Bar Jump	AKC standard triple bar jump set with top bar at 12"-14" for Small dogs, 16"-18" for Medium dogs and 24"-26" for Large dogs. The bottom two bars should be spaced evenly and ascending to height listed above. Total width of spread measured centerline of bar to centerline of bar should be approximately that of the standard AKC triple bar jump for 12", 16" and 24" height classes.
Broad Jump	Jump length set at 16"-20" for Small dogs (2 boards used), 28"-36" for Medium dogs (3 to 4 boards used) and 48"-54" (4 to 5 boards used) for Large dogs.
Viaduct Jump	The Viaduct Jump is basically opaque like a panel jump with uprights on each end that are a minimum of 36" tall. Cut into the opaque surface are half-round like openings that the dog can see through. Size of the open half rounds will depend on the total height of the jump but shall not generally exceed ½ of the total surface area. The top of the Viaduct shall be set at 12"-14" for Small dogs, 16"-18" for Medium dogs and 24"-26" for Large dogs.
Ascending Spread Jump	An Ascending Spread Jump is two bar jumps placed together to form a spread. AKC's double/triple bar jumps shall not be used. The bars are placed in ascending order with the back bar set at 12"-14" for Small dogs, 16"-18" for Medium dogs and 24"-26" for Large dogs. The front bar shall be set at approximately 4" lower for Small and Medium dogs and 6" lower for Large dogs. The distance between the two bars of the spread shall be approximately 10"-12" for Small dogs, 12"-16" for Medium dogs and 16"-22" for Large dogs. <u>For AKC heights the front bar will be set 4 inches lower than the back bar. The spread between the front and back bars will conform with those noted for a double jump in Chapter 3, Section 10.</u> <b>Performance:</b> Shall be the same as the Double Bar Jump.
Tire Jump	The AKC standard tire jump shall be used with the height set at 12" for Small dogs, 16" for Medium dogs and 24" for Large dogs as measured from the ground to the bottom of the tire opening.

**Section 10. Course and Trial Requirements.** The recommended course size for the ISC class is 10,000-12,000 square feet. The minimum course size for the ISC class shall be 8,000 square feet with no side shorter than 60 feet.

**Section 11. Equipment Requirements.**

**Standard ISC Class: 18 – 20 Total Obstacles Required**

<b>REQUIRED OBSTACLES</b>	<b>QUANTITY RESTRICTIONS AND NOTES</b>
Dog Walk, A-Frame and Seesaw	<u>Must have a Dog Walk, A-Frame and Seesaw on course. Each contact may only be taken one (1) time.</u>
Spread Jump	A minimum of one (1) and a maximum of three (3) Spread Jumps are to be used on the course. (The Broad Jump, Double Bar Jump, Triple Bar Jump and Ascending Double Bar Jump are considered "Spread Jumps".)
Open Tunnel	Total number of times a dog can perform an Open Tunnel = three (3). (i.e.: One (1) Open Tunnel taken three (3) times, three (3) Open Tunnels taken once each, etc.)
Closed Tunnel	<u>One (1) and may only be taken one time on course.</u>
Tire Jump	No quantity restrictions.
10-12 Set of Weave Poles	<u>One (1) set of 10-12 poles maximum.</u>
One Bar Jump	No quantity restrictions.

<b>OPTIONAL OBSTACLES</b>	<b>QUANTITY RESTRICTIONS AND NOTES</b>
Pause Table	One (1) maximum
Panel Jump	No quantity restrictions.
<u>Viaduct/Wall Jump</u>	Two (2) times maximum.
Other Bar Jumps	No quantity restrictions.

**Jumpers ISC Class: 18 – 20 Total Obstacles Required**

<b>REQUIRED OBSTACLES</b>	<b>QUANTITY RESTRICTIONS AND NOTES</b>
10-12 Set of Weave Poles	Two (2) maximum (same set may be taken twice in course design).
Spread Jump	A minimum of one (1) and a maximum of three (3) Spread Jumps are to be used on the course. (The Broad Jump, Double Bar Jump, Triple Bar Jump and Ascending Double Bar Jump are considered "Spread Jumps".)



One Bar Jump	No quantity restrictions.
OPTIONAL OBSTACLES	QUANTITY RESTRICTIONS AND NOTES
Open Tunnel	Total number of times a dog can perform an Open Tunnel = three (3). (i.e.: One (1) Open Tunnel taken three (3) times, three (3) Open Tunnels taken once each, etc.)
Closed Tunnel	<u>One (1) and may only be taken one time on course.</u>
Tire Jump	No quantity restrictions.
Panel Jump	No quantity restrictions.
<u>Viaduct/Wall Jump</u>	Two (2) times maximum.
Other Bar Jumps	No quantity restrictions.

**Section 12. Course Distances and Times.** The standard course times are at the sole discretion of the judge, but shall generally follow these guidelines.

Small Standard ISC Class	2.75 yards per second to 3.50 yards per second
Medium Standard ISC Class	3.00 yards per second to 3.75 yards per second
Large Standard ISC Class	3.50 yards per second to 4.25 yards per second

Small Jumpers ISC Class	3.50 yards per second to 4.00 yards per second
Medium Jumpers ISC Class	3.75 yards per second to 4.25 yards per second
Large Jumpers ISC Class	4.00 yards per second to 4.50 yards per second

Trials including the Regular and Preferred Jump Heights will assign Standard Course Times (SCT's) as follows:

For Regular jump heights:

- 8, 12 inches will be assigned the SCT calculated for Small Agility
- 16 inches will be assigned SCT calculated for Medium Agility
- 20, 24, 26 inches will be assigned SCT calculated for Large Dog Agility.

For Preferred jump heights course time assigned will use the SCT for Regular heights as noted in above paragraph, plus 5 additional seconds.

**Notes:**

1. Five (5) seconds shall be added to the Standard Course Time for the Standard ISC classes if the table is used.
2. The flexibility in Standard Course Times reflects the degree of difficulty (flow) on the course, equipment to be performed, (i.e.: Two (2) to four (4) contacts

- allowed, one (1) to two (2) sets of weave poles allowed, etc.) ring surface, and weather conditions.
3. Course shall be measured once for Small and Medium class (along a 14" jumping dog's path) and once for Large class (along a 26" jumping dog's path) using an efficient course path.
  4. Spacing of obstacles shall generally comply with "AKC Course Design Guidelines."
  5. In order to reflect the international challenge level in the Small, Medium and Large agility classes, it is recommended that the judge designate a section or two of the course to reduce the spacing between obstacles from the Large class to Medium/Small class (which can have the same course spacing).

**Section 13. Scoring.** Dogs start with a score of zero to which faults are added for infractions.

**Section 14. Placements and Tied Scores.** All ISC class placements are based on faults then time, whereas the dog with the fewest faults wins. In cases where dogs have the same number of faults, the dog with the lowest (fastest) course time prevails. Placements are given out separately to dogs in the Small, Medium and Large categories. A tie with two (2) dogs having the same score and time will require a run-off.

Example: (SCT 55 seconds)

	Dog's Time	Time Fault	Course Fault	Total	Placement
Dog 1	53.25	0	0	0	2
Dog 2	49.25	0	E	E	--
Dog 3	56.25	1	0	1	3
Dog 4	49.75	0	5	5	4
Dog 5	53.05	0	0	0	1

(Dogs with faults can place. Eliminated dogs cannot place.)

**Section 15. Course Time Penalties.** One (1) fault for each full second over the Standard Course Time (SCT).

**Section 16. Maximum Course Time.** The maximum course time shall be equal to the Standard Course Time (SCT) plus 20 seconds.

**Section 17. Standard Faults.** Standard faults incurring a five (5) point penalty include:

1. A displaced bar, plank or displaceable surface that the dog was to jump over.
2. Missed contact zones (including the upside zone of the A-Frame).
3. Seesaw fly-off.
4. Leaving the table prior to completion of the five (5) second count. (This penalty can be assessed one time only.) Dog must complete the table before going on.
5. Anticipation of the table count. (A dog leaving

between the word “One” and the word “Go.”) Dog proceeds with remainder of course.

6. Missed weave pole once entered correctly. (This penalty can be assessed one time only per set of weave poles.) However, missed poles must be re-attempted and completed.
7. Visibly moving or stepping on top of the Broad Jump.
8. Breaking apart the Tire Jump.

**Section 18. Refusal Faults.** Refusal faults incurring a five (5) point penalty include:

1. Refusals at any obstacle.
2. Run-outs at any obstacle.
3. Dog exiting a contact obstacle prior to starting its descent on that obstacle. If dog exits obstacle before descent, dog must re-attempt and complete obstacle. Starting descent is defined as crossing the apex of the A-Frame; placing one (1) paw on the downside board of the Dog Walk; Seesaw board as pivoted past the horizontal plane. (The “four paw rule” is not applicable in this class.)
4. Failure to enter the Weave Poles properly.

**Section 19. Elimination Faults.**

1. Three (3) refusals and/or run-outs on a course.
2. Dog running the wrong course, including touching the wrong obstacle with one (1) paw.
3. Dog/handler contact that aids the performance of the dog.
4. Handler contact with the equipment if it aids or was intended to aid the performance of the dog.
5. Outside assistance to the handler/dog in the ring that aided the performance.
6. Failure to complete all obstacles on the course.

Completing an obstacle is defined as:

- a. Jumping over jumps and through tires, in the proper direction.
- b. Starting descent on a contact obstacle.
- c. Going through the tunnels in the proper direction.
- d. Pausing as directed at the Pause Table for five (5) seconds, (in the position directed by the judge).
- e. Weaving all Weave Poles after proper entry.

**Section 20. Excusals.** As listed in Chapter 5, Section 6 and:

- Exceeding the fault limit (if applied). Based on the class size and judging schedules, fault limits may be applied at the discretion of the judge and club. Recommended criteria for applying fault limits are:
  - 20 faults is the minimum number of faults designated as the fault limit.
  - Dogs should be excused after their second elimination penalty. (i.e.: Second wrong course, one (1) wrong course + three (3) refusals, etc.)
  - If fault limits are used, then “time faults + course faults” in excess of the fault limit chosen shall equal an “E.”

## AKC Code of Sportsmanship

*PREFACE: The sport of purebred dog competitive events dates prior to 1884, the year of AKC's birth. Shared values of those involved in the sport include principles of sportsmanship. They are practiced in all sectors of our sport: conformation, performance and companion. Many believe that these principles of sportsmanship are the prime reason why our sport has thrived for over one hundred years. With the belief that it is useful to periodically articulate the fundamentals of our sport, this code is presented.*

- Sportsmen respect the history, traditions and integrity of the sport of purebred dogs.
- Sportsmen commit themselves to values of fair play, honesty, courtesy, and vigorous competition, as well as winning and losing with grace.
- Sportsmen refuse to compromise their commitment and obligation to the sport of purebred dogs by injecting personal advantage or consideration into their decisions or behavior.
- The sportsman judge judges only on the merits of the dogs and considers no other factors.
- The sportsman judge or exhibitor accepts constructive criticism.
- The sportsman exhibitor declines to enter or exhibit under a judge where it might reasonably appear that the judge's placements could be based on something other than the merits of the dogs.
- The sportsman exhibitor refuses to compromise the impartiality of a judge.
- The sportsman respects the AKC bylaws, rules, regulations and policies governing the sport of purebred dogs.
- Sportsmen find that vigorous competition and civility are not inconsistent and are able to appreciate the merit of their competition and the effort of competitors.
- Sportsmen welcome, encourage and support newcomers to the sport.
- Sportsmen will deal fairly with all those who trade with them.
- Sportsmen are willing to share honest and open appraisals of both the strengths and weaknesses of their breeding stock.
- Sportsmen spurn any opportunity to take personal advantage of positions offered or bestowed upon them.
- Sportsmen always consider as paramount the welfare of their dog.
- Sportsmen refuse to embarrass the sport, the American Kennel Club, or themselves while taking part in the sport.



# AKC Agility Judges Guidelines

**Amended to September 2010**

Published by The American Kennel Club



AMERICAN  
KENNEL CLUB®



# **AKC Agility Judges Guidelines**

## **Table of Contents**

Chapter 1	Judges Responsibilities, Protocol, and Procedures . . . . .	1
Chapter 2	Judges Duties Prior to the Trial . . . . .	12
Chapter 3	Course Design . . . . .	20
Chapter 4	Preparing to Judge – Day of Trial . . . . .	33
Chapter 5	Judging . . . . .	47
Chapter 6	Fast Class . . . . .	65
Chapter 7	What-ifs While Judging . . . . .	73
Chapter 8	Judges Duties after Judging . . . . .	84
Appendix:	Diagrams and Illustrations . . . . .	87





# CHAPTER 1

## JUDGES RESPONSIBILITIES, PROTOCOL, AND PROCEDURES

### **Remember: You make it work!**

As an American Kennel Club Agility Judge, you are an essential part of the program. The AKC® agility system needs your dedication and expertise to function properly. We, the AKC Director of Agility and Field Representatives, believe these judging guidelines will make it easier for you to do your job and to contribute to the sport of agility in a positive manner.

This set of guidelines is meant to supplement and provide further explanation of the agility regulations. It does not repeat the regulations, nor is it intended to change or alter the regulations in any way; however, its contents are a valid extension of the regulations and should be adhered to as such. You should be thoroughly familiar with these guidelines, as well as all of the AKC's rules, regulations for agility trials, and policies if you:

- Are an approved or provisional judge
- Have accepted match judging assignments
- Plan to attend an AKC Judging Seminar

### **SECTION 1. Responsibilities as a Judge**

**Responsibilities to the Sport of Purebred Dogs:** Approval to judge carries with it the full endorsement of the American Kennel Club. Whether judging at a licensed trial or sanctioned match or engaging in any dog-related activity (including but not limited to exhibiting), judges must be cognizant of their responsibility to the sport.

Judges have a responsibility to work with the AKC staff and its Field Representatives to ensure that the standards of the AKC agility program are maintained. As a judge, you are required to meet these key criteria:

**1. Knowledge:** Through experience and continuing study, you must demonstrate sound knowledge of the sport of agility. Good judges never stop learning about the sport of agility. To ensure that all judges are knowledgeable, agility judges are required to attend and meet the requirements of a continuing education seminar at least once every 3 years.

Excellent sources of information for agility judges to stay current include:

- *The AKC Gazette* (the official journal for the sport of purebred dogs)
- The AKC web site ([www.akc.org](http://www.akc.org))
- Judge's Newsletters

**2. Procedure:** You must demonstrate good course design, sound judging procedure, good decision making skills, common sense, and efficient ring procedure. A judge who does this will earn the confidence of exhibitors and spectators alike.

**3. Impartiality:** It is essential that exhibitors have full faith in the impartiality and competence of judges. There is no room for even the suggestion that anything other than the performance of the dog in the ring is involved in the judges' decisions.

**General Responsibilities:** An agility judge's tasks include:

- Corresponding with the club in a timely manner;
- Designing the courses and submitting them for approval;
- Setting the proper atmosphere at the trial to project the attitude that agility is a fun sport;
- Ensuring that the course is built correctly;
- Removing all safety hazards related to the equipment and the ring area;
- Measuring dogs without a valid height card or form to ensure that all dogs jump in the correct height divisions;
- Determining and controlling the ring procedures;
- Judging each dog's performance;
- Verifying that scores, course yardages, and Standard Course Times (SCT's) are recorded accurately and that the official catalog is signed (certified) and initialed.
- Ensuring that only approved courses are used at the trial for which they were designed.

**Responsibilities to Exhibitors:** Each exhibitor has paid an entry fee for the purpose of competing and having his or her dog's performance evaluated. Judges are expected to conduct themselves in a professional manner and to be friendly and courteous to all who enter the ring. Without exhibitors there would be no trials. For every experienced exhibitor, there are many newcomers who have less experience with the regulations and typical show procedures that will look to you for guidance.

**Responsibilities to Spectators:** Spectators form their opinion of the sport through seeing the actions of the judge, the handlers, and the dogs. Care must be taken to avoid any action that might reflect poorly on the sport. Judges should work to maintain spectator appeal in the sport, while keeping foremost in mind the welfare and safety of the exhibitors and their dogs.

## SECTION 2. Protocol

**Ethics:** Judges must possess and project an unwavering air of integrity and ethical behavior that maintains the reputation of the AKC and the impression that agility trials are fairly and properly judged. With common sense, judges can easily avoid situations that might raise ethical questions. Judges are presumed to be honest, competent, and dedicated. Nevertheless, it is all too easy for a judge to find himself or herself in uncomfortable or even inappropriate situations. These guidelines cannot cover every situation. They can, however, help judges avoid improprieties, real or perceived.

Some ethical rules are clear. For example:

- Never accept any payments or gifts, or anything that could be perceived as a payment or gift for past or future placements, qualifying scores, or measurements.
- Advise potential exhibitors not to enter under you when their presence or the presence of their dogs might give the impression of unfair advantage. This may include, for instance, a person with whom you co-own dogs or your employer or employee.
- Do not use your status as a judge at a trial at which you are judging to promote seminars or sales of dog food or to hand out written material for such promotion. Do not sell equipment or merchandise on a day that you are judging.
- Judges are not allowed to conduct training or handling seminars of any kind for the club or exhibitors on the day prior to judging. To avoid any appearance of conflict of interest, judges should extend this period to at least one week prior to judging. Any day following the end of a trial or set of trials is allowed.
- The Internet can pose challenges for a judge. If a judge corresponds with an exhibitor after a trial regarding a call or situation, that correspondence should remain private between the judge and the exhibitor. Judges must be very careful when posting messages to lists or web sites so as not to denigrate another judge or club.

These are only examples. The key is to avoid situations that might give the impression of impropriety. There will always be gray areas that could cause problems. Ask yourself whether what is happening, however innocent, maintains an outward appearance of propriety.

The AKC recognizes that you cannot control who enters a trial. This does not diminish the importance of appearances. Everything possible must be done to

keep your reputation above reproach. Appropriate action by the AKC will be taken for any ethical violation.

**Social Functions:** If a club holding a show or trial holds a dinner or social function, it is recommended that the judge(s) attend. If exhibitors who might appear in your ring will be present, take extra care to avoid any appearance of impropriety during these functions.

**Training and Exhibiting:** All judges start in the sport as exhibitors and trainers. It is natural to want to continue these activities after becoming a judge. It is acceptable to exhibit or have your dogs exhibited at trials at which you are not judging. Because it would give the impression of impropriety, it is not permissible for your spouse, family member, relative, or household member to enter their dogs or any dogs they co-own in an agility trial on the day that you are judging. You, as the judge, are not allowed to exhibit nor have your dog exhibited on the day that you are judging. Additionally, your dog or any dog co-owned by you may not be exhibited in conformation, obedience, or any other AKC venue on the day that you are judging if the show or trial is on the same show grounds.

Judges must be prudent in how and when they exhibit. They must demonstrate the utmost in decorum and sportsmanship. Judges who exhibit should expect to be subject to special scrutiny. It is inappropriate and unprofessional for an exhibitor who is also a judge, regardless of his or her experience, to verbally override or second-guess the judge of record, including “double judging” outside the ring. This type of behavior is subject to disciplinary action by the Judge of Record and/or the AKC. The judge of record has complete control of how the course is set, how the ring is administered, and how the performance of the dog is judged. The judge of record shall not be subjected to additional course tweaking, “double judging”, or interference of ring personnel by any exhibitor or judge, as these are misconductable offenses. An experienced judge can make helpful suggestions to a judge of record if their expertise is requested.

**Exhibiting in other AKC events:** Judges (including provisional judges) may enter the “A” class in other AKC events if otherwise eligible.

**Judge’s Attitude:** As a judge, your attitude strongly affects the atmosphere of the trial. Thus, it is important that you be both pleasant and friendly. You should convey the impression that you want the dogs and handlers to succeed and, indeed, you should. It is your responsibility to design appropriately challenging courses and officiate over them correctly. If you do this properly, then you should be pleased to watch dogs perform successfully on your courses.

Because you are responsible for so many different aspects of the event, it is easy to overlook details. Since any number of details can have a large impact on a class, ranging from safety to a misunderstanding of the course that is to be performed, you should listen carefully to suggestions and comments made by the exhibitors. Remember that they are looking at the course from an entirely different perspective than you are. Even if you decide not to act upon a comment or suggestion, giving it careful consideration goes a long way in the eyes of the competitors.

**Accepting Assignments:** As stated in the regulations, a judge may not accept an assignment that is within 30 days and 200 miles of a previously accepted assignment, with the exception of single breed specialties.

Judges must promptly return telephone calls or emails (accepting or declining) from clubs wishing to hire them. This will allow the club to either finalize their plans or continue to search for another judge.

Require clubs to give you a written contract or submit your own to the club. Their request should clearly specify the class(es) and date(s) you are being asked to judge. Promptly acknowledge all contracts, again in writing, with your judge's number, and keep accurate records of assignments you accept. Judges must communicate with the Trial Chairman to aid in planning the judging schedule (class order) that is to be mailed out to the exhibitors. This judging schedule will set the entire order of judging for the weekend. The class order and start times listed for any class(es) **must not** be changed on the day of the trial.

Judges should understand that in accepting an assignment, they are committing themselves to the show-giving club for the entire day. Their travel plans should not be predicated on arriving late or on leaving early to get transportation home or to another show. Rushing exhibitors in order to catch a flight or leave earlier is unacceptable and grossly inconsiderate to those who have paid to have their performance judged and is subject to disciplinary action.

Provisional judges are required to submit a request to judge to the Director of Agility **prior** to accepting any judging assignment. At the Novice/Open provisional judging level, a minimum of two satisfactory supervisions are required before consideration is made to move the judge to the Excellent Provisional judging level. At the Excellent Provisional judging level, a minimum of one satisfactory supervision is required before consideration is made to move the judge to the Fully Approved judging level. These conditions are separate from the Course Design requirements and a judge may be required to remain on Provisional Course Design status until the Director of Agility feels the obligation for gaining knowledge and practical experience has been met. An Agility Field Rep may be required to be present at any or all provisional assignments.

**Transportation:** Judges shall not travel to or from shows or stay with anyone who is likely to be exhibiting or handling under them. Transportation to the show grounds from a hotel, motel, or airport is not considered travel.

**Expenses:** When you accept an assignment, clearly inform the club officials what your fees will be. Expenses must be discussed and put into the contract so that the club will not be surprised by a larger-than-anticipated bill on the day of the trial. This is a contract between you and the club. The more specific details you and the club include in the contract, the less the potential for misunderstandings. These details might include who will arrange for transportation and accommodations (smoking or non-smoking rooms), dietary restrictions, and what expenses will be reimbursed, such as meals, parking, and course copies if applicable. It is also important to discuss when reimbursement will take place for items such as airfare that is usually purchased weeks in advance of the travel date. This is an important consideration and a courtesy to the club. If you sign a contract, you and the club are responsible for abiding by its conditions. Clubs cannot be made responsible for the costs of boarding a judge's dog(s).

**Proper Attire:** All judges shall wear suitable attire. Business casual dress is highly recommended. It is important for a judge to maintain a proper and professional appearance and not be confused with the exhibitors. When an agility trial is held in conjunction with a conformation show or obedience trial, the agility judge is **required** to maintain an even higher level of dress, approximately matching that of the standard level of dress for judges of conformation and obedience, weather conditions allowing.

During periods of extreme hot weather, judges are permitted to wear warm weather clothing while judging. This policy applies to male and female judges alike. Please remember that collared shirts should be worn while you are judging.

- Judges may only wear shorts at agility-only trials. (Trials that are in conjunction with breed shows require more formal dress).
- Shorts must be clean and in good condition.
- The length of the shorts should be no shorter than just above the knee.
- A belt should be worn if the pants are so designed.
- For women, sleeveless shirts and dresses are permitted.
- No cut-off shorts or blue jeans material shorts are permitted.
- No "short" shorts or tight shorts (including but not limited to Spandex, Lycra, and bicycle or running type shorts) are permitted.
- No baggy "parachute" material shorts are permitted.
- No tank top shirts are permitted.
- Clogs, strapless sandals and certain dress shoes are not permitted since they do not allow a judge to move about the course in a quick, safe

manner, or achieve the proper judging position on the course to make the correct calls.

When selecting your judging attire, understand that the judge is in the ring to evaluate the team performance, not to be the center of attention; however, the exhibitors should be able to recognize that you are the judge by more than just your name tag.

**Smoking, Eating, and Drinking:** Smoking is permissible only between classes, provided it does not delay judging. Judges, exhibitors, and ring crew may not smoke in the ring. Judges must comply with all no-smoking regulations of a facility or show grounds. Judges and ring crew may not eat or drink in the course area (except that water is allowed in the ring.) Bottled water can be conveniently hidden under a nearby cone, or tucked under the A-frame to be available to the judge between jump heights or during bar setting. If a drink other than water is necessary, it should be attended to between classes or at jump height changes away from the course area.

**Special Awards:** The club may offer high-in-trial or other special awards. It is up to the club or show committee to determine the basis for these awards. Judges shall not become involved with determining the criteria for any special awards, including high-in-trial awards. High-in-trial awards are discouraged due to the difficulty in providing a completely fair evaluation between the jump heights and class levels. Some clubs will still choose to have a high-in-trial award and will list it in their premium. Determination of the method used for awarding high-in-trial should be left to the show committee, and this method should be known and understood by the show committee and the score table prior to the start of the trial. *At no time shall a judge hold a runoff for this award.*

### **SECTION 3. Procedures**

**Change of Address:** Judges are responsible for promptly notifying the AKC office, AKC Director of Agility, and the AKC Field Representative who is responsible for review of their course designs, of any change in address, telephone and facsimile numbers, and e-mail address. The change will be reflected in the next AKC Judges Directory.

**Fitness to Judge:** Judges are expected to be physically and mentally capable of performing the functions necessary to properly evaluate the dogs and handlers as they move quickly around the course.

This means that judges must have:

- The flexibility to measure dogs;



- The dexterity to move at a sufficient speed and distance to adhere to the schedule of the trial-giving club and AKC policy;
- The visual acuity, correctable by eyeglasses or contact lenses, to be able to judge dogs at an appropriate distance;
- The capability to do all the necessary paperwork and course setting.

When a judge can no longer properly perform the duties of a judge, he or she does the position of judge and the sport of agility a disservice by continuing to accept assignments. The AKC has a Judge Emeritus program to honor judges who have served the sport faithfully and wish to retire. If the judge wishes to return to fully approved judging status from the emeritus program, he or she will be required to attend and pass all requirements at a full judging seminar.

**Inability to Fulfill a Judging Assignment:** If you find that you cannot fulfill an assignment because of illness, weather-related travel delays, or any other serious occurrence, immediately notify the Trial Chairman, Trial Secretary/ Superintendent, or both, by telephone, overnight letter, telegram, facsimile, or e-mail.

The closer you are to the actual trial date, the more important it is for you to explore all means of communication until you get a hold of the party who can start looking for a replacement for you.

Additionally, The AKC Director of Agility or an AKC Agility Field Representative should be contacted so that he or she can help facilitate the process of replacing you on the judging panel, if necessary.

The procedure for replacing a judge **at a trial** due to illness or weather related travel is as follows:

- Once a judge is no longer able to judge, the trial chairman shall ask those exhibiting to be a replacement judge based on the following hierarchy:
  1. Any fully approved judges(s) present at the trial;
  2. Any provisional judge(s);
  3. Anyone who has attended a full judging seminar;
  4. And finally, the most experienced exhibitor.
- At the time the replacement judge starts judging, he or she becomes a judge of record and can no longer exhibit that day, nor can any of their household members, family members, or handlers that have co-owned dogs entered. They do, however, retain any qualifying scores that they or their household members had achieved prior to their starting judging. Any licensed judge in attendance has a professional obligation to step up and become a judge of record in this instance.

Any replacement judge remains bound by these Guidelines and the Regulations for Agility Trials. Approved course designs should be transferred from the

approved judge to the substitute judge, if possible, for their use. If they cannot be transferred, a Field Rep can assign any courses needed.

**Judge vs. Show Committee Responsibilities:** A judge's responsibilities and duties are primarily within the ring. The Trial Committee primarily deals with issues outside the ring. As a judge of record, be careful not to overstep your authority. For example:

- If there is a complaint leading to a misconduct hearing, you are not involved unless you personally witnessed the incident.
- If you witness dogs wearing collars that are not allowed on the AKC show grounds, you should ask the Trial Committee to address it with the individual owners.
- If the rings are not running efficiently due to conflicts, you are required to discuss with the Trial Chairman and Trial Committee possibly switching the jump height order in the class (if it would help). The Trial Committee has the authority and final decision to switch the jump height order. However the class order may not be switched from the published Judging Schedule. You are not allowed to start a class prior to its published start time. Any change to the jump height order should be carefully considered prior to implementing it due to the potential confusion among exhibitors. If any change is made, accommodation to the maximum extent feasible would be appropriate for confused exhibitors.
- The manner in which a club gives out its ribbons and awards is up to the club (after the judge has verified the accuracy of the scribe sheets), as long as it is within AKC policy. The club may ask the judge for his or her help, but it is the club's choice.

#### **SECTION 4. Judging Disciplinary Policies**

**Unapproved Courses:** A judge that uses an unapproved course or courses, without just cause is subject to a reprimand. This disciplinary action can range from a verbal warning that becomes a permanent part of the judge's file, to full suspension and/or fine depending upon the severity of the offense.

**Unsatisfactory Observations:** Any judge that has received three consecutive unsatisfactory supervisions or four out of five unsatisfactory supervisions at their current status level will immediately be placed on inactive status and will be required to attend and pass a full judging seminar.

**Regulations Violation:** Any judge that violates or fails to uphold the AKC's rules, regulations, guidelines, judges' newsletters, policies and/or Code of Sportsmanship is subject to a reprimand. This disciplinary action can range from a verbal warning that becomes a permanent part of the judge's file, to full suspension and/or fine depending upon the severity of the offense.

**Prejudicial Conduct:** Any judge that participates in any action that is prejudicial to the sport of Agility or any other AKC event shall be subject to a reprimand. This disciplinary action can range from a verbal warning that becomes a permanent part of the judge's file, to full suspension and/or fine depending upon the severity of the offense.

**Course Design Deficiencies:** Any judge that has consistently demonstrated the inability to design courses according to the requirements in the *Regulations for Agility Trials* and the *AKC Agility Judges Guidelines* shall adhere to the following progression:

**1<sup>st</sup> Warning:** A written warning letter shall be sent to the judge from the reviewing Field Rep cc'd to the Director of Agility.

**2<sup>nd</sup> Warning:** A written warning letter shall be sent by certified mail from the Director of Agility which must be signed by the judge and returned within 30 calendar days. If this letter is not returned within this time frame, the judge will immediately be placed on Novice/Open provisional status.

**3<sup>rd</sup> Warning:** The judge shall immediately be placed on Novice/Open provisional status.

## **SECTION 5. Certification**

All judges are required to attend and meet all requirements of a re-education seminar at least once within a three-year period. It is the judge's responsibility to ensure that they engage in the re-education seminar and fulfill the current requirements prior to their anniversary date. Any judge who does not fulfill this requirement shall adhere to the following.

The judge shall be placed on Inactive status as of the three-year anniversary of the date of their last attended re-education seminar. This status renders the judge unauthorized to judge any and all assignments from the third year anniversary date until such time as the requirements are met.

Once on Inactive status, the judge can only be reinstated to fully-approved judging status by attending and fulfilling the requirements of a re-education seminar. Judges have one year from the date they were placed on Inactive status to complete this requirement.

Once a judge has been on Inactive status for more than one year, he/she will be required to attend and pass all requirements of a full judging seminar in order to be restored to fully approved and active judging status.

**AKC Agility Staff reserves the right to deny, with just cause, the privilege to become or remain and AKC Agility Judge.**

## Section 6. Handling Dog Aggression

Please refer to Chapter 1, Section 22 of the *Regulations for Agility Trials* for the policy on Handling Dog Aggression. The following is a synopsis of this policy in an easy to follow table form.

All incidences of aggression should be described in the Judge's Report submitted to the Director of Agility.

		ACTION							
		Dog Excused by Judge	Judge Completes Dog on Dog Attack (form AEDSQ3)	Dog Disqualified by Judge	Judge Completes Disqualification for Attacking (form AEDSQ1)	Event Committee Must Consider Disqualification of the Dog**	Event Committee Completes Dog Disqualified by Event Committee (form AEDSQ4)	Preliminary Investigation for Event Hearing Against Person May Be Held	Preliminary Investigation for Event Hearing Against Person Must Be Held
	<b>INCIDENT</b>								
1	Aggressive behavior in the ring toward a person or dog*	X						X	
2	Dog leaves the ring and threatens a dog or person and the Judge is able to see incident*	X						X	
3	Dog either runs out of the ring and attacks another dog or into the ring and attacks another dog*	X	X			X	X	X	
4	Dog attacks any person in the ring or while being measured by the Judge			X	X			X	
5	Dog attacks any person or dog outside of the ring					X	X	X	
6	Dog attacks any dog or person anywhere on grounds and there is a serious injury					X	X		X

\* Two incidents of aggressive behavior will cause the dog's disqualification.

\*\* Disqualification by the Event Committee requires three things to be true: 1) There was an attack; 2) There was an injury; 3) The Event Committee believes the dog is a hazard to people or dogs. –No member of the Event Committee need witness the attack. If the Event Committee becomes aware of an attack, they must consider disqualification.

### TERMINOLOGY

**Excusal:** Recorded on scoresheet and in signed event catalog as "**EXCUSED**". Excusals are for lesser infractions and dogs get a second chance.

**Disqualification by Judge:** Recorded on scoresheet and in signed event catalog as "**DISQUALIFIED**". These are for significant infractions and dogs do not get a second chance.

**Aggressive Behavior:** This would include growling or threatening barking.

**Attack:** Any instance where the dog actually tried to grab someone or did grab them. Skin contact is not required.

## CHAPTER 2

### JUDGES DUTIES PRIOR TO THE TRIAL

#### SECTION 1. Communication

**Communication with Trial-holding Club:** Correspondence with the club prior to the trial will help ensure its success. Calls inquiring about availability for judges should be returned promptly. The judge should get both the Trial Secretary's and the Trial Chairman's phone numbers (cell phones and email addresses are also very helpful) to have at least two points of contact with the club.

**Items Requiring Clarification Prior to Accepting Assignments:** Verifying these items is required prior to accepting an assignment from a club.

**Dates and the trial location:** This is so you can verify that you will not be in conflict with the regulations regarding other trials that you may have already committed to judge (200 miles within 30 days). If the distances are close, you or the club should request that the AKC verify the distance between trials based on the AKC's "in-house" program that calculates the distance between trials.

**Judges fees:** Judges Fees should be discussed and agreed to prior to accepting the assignment.

**Expenses:** Determine what expenses the club is paying for, such as course copies, travel fees (expectations of whether the judge will arrive by car or plane), meal costs, etc.

**Classes:** Determine the class(es) the judge is being asked to judge.

**Judging Limits:** A judge should discuss his or her own personal judging limits (i.e., the number of dogs they feel they can judge consistently in one day) with the club.

**Travel arrangements:** Determine who is responsible for making travel arrangements to get the best rates. Whoever makes the arrangements, it is important to note that the judge is committed to the club to judge all classes he or she agreed to judge. A judge may not leave prior to completing the assignment, which includes verification of all scores in the official catalog. It is imperative that a sufficient amount of time be allowed between the expected finish of judging, completion of all paperwork, and the time when the judge must leave. The Trial Chair or Secretary can give usual entries and judging lengths to give you some information on which to base your transportation choices.

**Reimbursement for out-of-pocket expenses:** Discuss how quickly the judge will be reimbursed for out-of-pocket expenses. This is especially important if the judge is arranging his or her own flights.

Judge's number: If you agree to accept the assignment, give the club your judge's number, as they will need it when they submit the judging panel for approval.

A written contract between the judge and the club is essential to clarify what each party expects. Items listed above should be in the contract. Additionally, a judge may wish to include other provisions in the contract such as food and beverage requirements or who picks up the expenses if the judge is unable to make the scheduled return flight, thus incurring another night of expenses.

**Additional Items a Judge Should Inquire About Prior to Departing for the Trial:** Clarifying these items may help you head off problems before they can develop.

- How will the judge be transported from the airport to the hotel and then to the trial site? If a club member is picking the judge up, get the person's name, phone number, and cell phone number.
- If the club wants course copies for the exhibitors, who is to get them and is the club willing to pay for them? Courses shall not be released to anyone for printing or course setting prior to the day of the show.
- What amount of ring help is expected?
- What is the check-in procedure the club is expecting to use to ensure that all dogs requiring measuring are measured? Confirm that the club has an approved measuring device and a level hard surface (such as an extra pause table) for you to use.
- Does the club want a copy of the contact placements for the first class of the day? **It is expressly forbidden for the judge to send to anyone the entire course ahead of time.** The judge may send the locations of the contact obstacles with the rest of the equipment grouped together in quadrants (not laid out) and coordinates for other obstacles so the club can 'flag' the course, using the baseline setting method. Obstacles other than the contact obstacles must not be placed in their permanent position. The judge shall not give any courses (with more than what is described above) to anyone, nor set any course (beyond what is listed above) for the next day's trial. You are allowed to leave a copy of the next days' course(s) at your hotel's front desk anytime after 12:00 midnight.
- Judges shall keep the clubs up to date as to any changes to their phone number, address, or email address, so that clubs may stay in touch with the judge they hired.

**Items the Judge Must Know Prior to Designing Courses:** These are items the judge must obtain from the club prior to designing the courses.

- The exact course dimensions and the side where the ring gate openings should be placed.
- The running surface.

- Hazards that would need to be designed around, such as areas of uneven ground, columns, posts, trees, rounded corners, and anything else that may be in the intended ring.
- A complete equipment list, including lengths and quantities of open tunnels, widths of jump bars, and number of winged vs. wingless jumps along with wing sizes.
- Spacing between poles on weave poles and combinations of weave poles that can be formed.
- Whether electric timers will/will not be used and what, if any, limitations they may have. (See Electronic Timer Requirements and Guidelines, Chapter 2, Section 5 of these Guidelines)

If you have accepted an assignment and are having trouble obtaining the information listed above in a timely manner, please call your course-reviewing Field Representative for help. Alternately, you could email the club with your request for information and copy your Field Representative.

**Communication with the AKC:** Communication between an AKC agility judge and the AKC office and field staff is important to keep judges abreast of changes to the Regulations, recent clarifications of the Regulations, and any policy changes that may come about. It is essential that you contact your Field Representative in charge of course review and the agility office staff at the AKC offices if any of your contact information changes, such as name, phone number, fax number, email address, and postal address.

## **SECTION 2. Submission of Courses for Review and Correction**

**Submission of Courses:** Fully approved judges are required to submit courses no later than one month prior to the trial to the Field Representative in charge of their review. A judge may be required to submit courses earlier, and if required to do so, must be notified in writing of this requirement and cc'd to the Director of Agility. Provisional judges are required to submit courses to their reviewing Field Rep no later than two months prior to the trial. Remember that each trial is a separate event, which will affect the date by which you must submit your courses for review.

**Corrections to Submitted Courses:** Individual comments may appear on courses returned to course designers after review. Each abbreviation is usually followed by an explanation, and possibly a recommendation as to how to fix the problem. The following is a list of the most typical notations used:

**MC** – Must Change: A specific regulation or aspect of the guidelines has not been adhered to, and the course must be changed prior to the final draft. Not changing a “MC” on a course renders it unapproved and is basis for disciplinary action.

- HR** – Highly Recommend: While the course is not in violation of a regulation or the guidelines for course design, the course reviewer strongly believes there is a problem that should be addressed. Course designers should carefully consider the course reviewer’s comments and suggestions; however, the final decision to change or fix the issue identified is up to the course designer.
- C** – Consider: This identifies minor issues in the course and the course designer should consider changes; however, even if not changed, the course complies with the Regulations and Guidelines.

**Course Approvals:** Your courses will be sent back to you with one of the following designations:

- **APPROVED or APP** – No comments requiring change, the courses are ready to go.
- **APPROVED AS NOTED or AAN** – Comments requiring change(s) usually minor in nature and easily understood. If changes are made as suggested, the courses will be ready to go. *If the course designer wishes to fix the problem in a **different** way, the course must be resubmitted for review, or be considered unapproved.*
- **APPROVED AS SKETCHED or AAS** – Comments require change(s) and equipment will likely need to be moved to make the course comply with the Guidelines and Regulations. If all changes are made to the courses precisely as sketched, the courses will be ready to go. *If the course designer wishes to fix the problem in a **different** way, the course must be resubmitted for review, or be considered unapproved.*
- **REVISE AND RESUBMIT or R&R** – Course has been noted as to the reason it does not comply with the Guidelines or Regulations, and the course must be redrawn and resubmitted for review and approval, whether or not any suggestions have been made by your reviewer. Any revisions must be resubmitted within seven days from the date they were returned to you by the reviewer.

**Late Submission of Courses:** The timely submission of courses (both the initial submissions and any courses returned to the judge designated as “Revise and Resubmit”) is essential to the sport of agility and to the enjoyment of the dog and handler as well as providing a unique experience to both. It allows the judicious reciprocation of courses between the judge and reviewing Field Rep especially in cases where there may be several exchanges required. The late submission of courses may result in courses that do not comply with regulations and guidelines and may also jeopardize the safety of the dog and/or handler on the course. With this in mind, the following policy shall be followed:

**Course Submission Offense Policy** - Late submission of any or all course design(s) will result in the following:



**1st Offense:** A verbal warning shall be given to the judge by the reviewing Field Rep. An email must be sent from the Field Rep to the Director of Agility and cc'd to the judge stating that the verbal reprimand was given.

**2nd Offense:** A written warning letter shall be sent to the judge from the reviewing Field Rep and cc'd to the Director of Agility.

**3rd Offense:** A written warning letter shall be sent by certified mail from the Director of Agility which must be signed by the judge and returned within 30 calendar days. If this letter is not returned within this time frame, the Judge will immediately be placed on suspension for the period of one year. (The judge will be allowed to complete up to two months worth of assignments before the suspension is invoked). All courses designed by the judge for the next two year period must be cc'd to the Director of Agility at the same time they are submitted to the reviewing Rep for review.

**4th Offense:** The judge is immediately placed on suspension for a period of one year, after which they may request reinstatement to their previous judging level albeit at provisional status, requiring their assignments to be approved by the Agility Department. (The judge will be allowed to complete up to 2 months worth of assignments before status is invoked.)

Once the judge returns to judging, the following will apply:

**1st Offense:** A written warning letter shall be sent to the judge from the reviewing Field Rep and cc'd to the Director of Agility.

**2nd Offense:** A written warning letter shall be sent by certified mail from the Director of Agility which must be signed by the judge and returned within 30 calendar days. If this letter is not returned within this time frame, the judge will no longer be eligible to judge agility for the American Kennel Club.

**3rd Offense:** The judge will no longer be eligible to judge agility for the American Kennel Club.

If the judge has no late course submission offenses for a period of one year after a verbal warning, their late course submission status will be wiped clean of previous offenses and any further offenses will again start at the beginning.

If the judge has no late course submission offenses for a period of two years after their first written warning, their late course submission status will be wiped clean of previous offenses and any further offenses will again start at the beginning.

During any suspension, a judge will be allowed to attend a re-education seminar to remain current with judging information.

**AKC Agility Staff reserves the right to deny, with just cause, the privilege to become or remain an AKC Agility Judge.**

### **Section 3. What to Bring on Your Assignment**

The following is a list of things that you should bring on your judging assignment:

- Course copies for posting (do not include judges path on these copies)
- Course copies for course builders with coordinates (minimum of 3 copies)
- Course copies for the club to submit with their report to the AKC (copies for the next day's trial shall not be given out until the day of the trial)
- A copy of the most current editions of the following:
  - Regulations for Agility Trials
  - AKC Agility Judges Guidelines
  - Rules Applying to Dog Shows
  - Dealing with Misconduct
  - Current Judges Newsletters
- Standard course time (SCT) worksheets
- Copy of your posted briefing
- Measuring wheel, if not supplied by the club, for measuring course distances (checked daily for accuracy)
- Calculator for figuring course yardages and times
- Whistle
- Stop watch (as a back-up)
- Tape measure
- Golf tees/colored tape for pre-marking the lengths on the broad jump

### **SECTION 4. Prior to Arriving on Site**

**Regulations Review:** A judge has many demands on his or her time at the trial so the better prepared a judge is prior to the morning of the trial, the quicker the trial goes, and the more professional a judge appears. Therefore, it is important that you re-read the Regulations, Guidelines, and any current judges' letters within a few days before the trial to refresh yourself.

**Review Arrangements:** You may want to contact the club a day or two prior to leaving for the trial to ensure that all preparations have been made and that nothing has changed in regards to your transport and lodging.

## SECTION 5. Electronic Timer Requirements and Guidelines

### Equipment Specifications for Electronic Timers:

- The Electronic Timer System must be capable of operating in bright sunlight as well as rain, snow, fog, or dust particles.
- The electronic transmitters and receiver supports must be constructed so that they do not inhibit the handler or dog's path. The supports may not be taller than 46". The base that supports the transmitter and receiver may not be wider than 24" and the support must be constructed so that the upright and the beam can be no more than 4" from the obstacle. It is recommended that the material and color of the upright be similar to those materials normally used in the construction of agility equipment.
- The timers must have re-settable eyes in the event that an eye is tripped prematurely or accidentally, and in the event that a start or finish obstacle is to be used more than once on a course. The timers must have a manual override option allowing time to continue.
- The timers must have the ability to be connected to an external display.
- The timers must be capable of recording individual times to the nearest 1000th of a second.
- The width of the interface on the beam is to be expandable to accommodate 4 to 5 foot jump bars, open tunnels and closed tunnels (chutes).

### Club Responsibilities:

- If a club is **not** utilizing electronic timers, it is recommended that they note this in their premium list.
- Clubs utilizing electronic timers must have the person acting as the timer positioned inside the ring. The club must be prepared to use manual hand timing as a backup if the electronic timers are not functioning correctly, cease functioning or are not available.

### Placement of the Electronic Timers:

- At the **start** obstacle, the electronic timers must be placed on the approach side of a panel, bar or one-bar jump, double, tire, or the approach opening of an open tunnel or closed tunnel (chute).
- At the **finish** obstacle, the electronic timers must be placed on the back side of a panel, bar or one-bar jump, tire, double or triple jump, or the exit opening of an open tunnel.
- Only panels, bar, double or one-bar jumps, open or closed tunnels or tires are permitted to be used as the first obstacle. Only panels, bar or one-bar jumps, double or triple jumps, tires or open tunnels are permitted to be used as the last obstacle. Closed tunnels (chutes) or broad jumps cannot be used as the last obstacle on any course.

**Judging:**

- Judges are responsible for the appropriate placement of the timing eyes on the course in relationship to the start and finish obstacle descriptions above.
- The Timer must be briefed to be ready to hit the restart button as soon as a wrong course occurs at the last obstacle so that the time will continue until the dog has completed the last obstacle correctly.
- Judges must be knowledgeable in how to enter (program) standard course time (SCT) into the electronic timer console. The only way to determine whether or not a dog has exceeded maximum course time (MCT) when using electronic timing is to have the SCT programmed in so that when the MCT is reached the time will stop and the horn will sound (if a speaker is attached). If a speaker is not attached, the Timer must then blow the whistle to indicate to the judge that the maximum time allowed on the course has been attained and the judge can direct the team to immediately leave the course.
- Judges are responsible for making sure that the correct SCT is programmed into the console for every class they judge. They are also responsible for ensuring that the eyes are programmed correctly for the number of times the finish obstacle is to be taken prior to the end of the course.

# CHAPTER 3

## COURSE DESIGN

In addition to the requirements listed in the current edition of the Regulations for Agility Trials, course designs shall comply with provisions of this chapter and any future interpretations published by the AKC Agility Department.

Refer to Appendix: for diagrams listed in this chapter.

### SECTION 1. Course Design Responsibility

**Course Design Responsibility:** The AKC encourages variety in its course designs, thereby ensuring agility exhibitors a truly unique experience each time they enter the ring. The AKC, through its Regulations and Guidelines, defines the limits within which you may design the courses for an agility trial. The course review process may provide additional information that you will find helpful in producing courses that contain appropriate challenges, and are fun yet challenging to run. However, you are the author of your courses and are ultimately responsible for their uniqueness and content.

Because the AKC encourages variety in its course design, thereby ensuring agility exhibitors a truly unique experience each time they enter the ring, courses that have been used previously must either be mirrored or substantially changed before they are again submitted for review. Any course(s) previously reviewed, mirrored or otherwise, must be noted when submitting the course(s) for review. Furthermore, the mirrored courses cannot be used during the same trial weekend or cluster of trials. An original course may only be mirrored once; a mirrored course may not be re-used again without substantial changes.

**Review Process:** The complete set of course designs for an assignment must be submitted to the AKC Field Representative a minimum of one month for fully approved judges and a minimum of two months for provisional judges prior to the start of the trial, unless prior arrangements have been made with and approved by the reviewer.

All course designs shall have the following information on each course:

- Required obstacles for the class level with obstacles numbered sequentially
- Start and finish lines indicated at the first and last obstacles
- Timer location, placed nearer the start obstacle
- Judge's path shown accurately
- Judge's name (author of the course)
- Class type and level
- Actual and complete name of the club, not just their acronym
- Actual date the course is to be used

The judge must provide the following information on the cover sheet or in an email message submitted with a set of courses for review to ensure an informed course review can be completed:

- Running surface
- Actual ring dimensions
- Any obstructions in the course area
- Indication of whether the trial is indoors, outdoors, or outdoors under cover
- Return fax number or e-mail address and a phone number where you can be reached for questions
- If submitted by email, the program and level they were designed in
- If e-timing will not be used

## **SECTION 2. The Mechanics of Designing Courses**

**Getting Started:** Once you have obtained the necessary details about the available obstacles and ring conditions (as listed in Chapter 2 of these Guidelines), you can begin preparing course plans. All course plans shall be created using a computer program that ensures that all courses are drawn to scale.

**Designing with a Computer:** There are a number of computer programs available for designing agility course plans. They allow you to set the ring dimensions and locate any obstructions. The computer will keep everything within the drawing in scale but will not necessarily print out the course at a 1" = 10' scale (this is important for those setting courses by the baseline method). Computer programs will typically give you options for different sized equipment and a number of open tunnel shapes to choose from. Be accurate as to the placement of obstacles on your design since it is very important that the Field Representatives see exactly what you intend to set on the course.

**Class Levels, Where to Start:** A set of courses that is nested has most obstacles in the same area of the course, if not in the same position (especially the contact obstacles), to make course changes quick and the ring crew more efficient. **However**, trying to achieve the ultimate nested set of courses is not the most important thing in course design. It is better to move a few things, even contacts if necessary, to ensure that dogs have unique and appropriate levels of challenge, approach angles and fun courses to run. To produce nested courses, some judges like to start with the Excellent class and modify for Open and Novice, reducing the equipment, challenges, and angles. Other judges like to start with the Open class and modify up and down from there.

**Required Obstacles:** In addition to the Regulations regarding required, allowed, and not-permitted obstacles (Chapter 6 and Chapter 7, *Regulations for Agility Trials*), these are additional suggestions pertaining to Required Obstacles.

- Given enough course area, it is highly recommended that most jumps that are used be winged jumps rather than non-winged jumps. Each type of jump requires a different skill in its performance. Non-winged jumps work best where space is limited or there are many obstacles in close proximity to one another, however, you must keep in mind that there must be a minimum of 50% winged jumps used on any given course. This count is to include actual jumps, not how many times they are used.
- When the closed tunnel is used, the course flow must allow time for the chute fabric to be re-straightened after any wrong-course usage.
- A dog shall not be required to perform more than 2 open tunnels or more than 1 closed tunnel on any course as they are allowed by class type per the Regulations.
- Pause tables should be placed in the middle third of a standard course with a flat approach to the flow of the dog, and must not be placed anywhere on the course that does not allow the judge to be in position to properly judge any other obstacle.
- Refer to the required obstacle charts at the end of the class descriptions in Chapters 6 and 7 of the *Regulations for Agility Trials*. Course designs must comply with the list of which obstacles are required, allowed, and not permitted for each class and with the number of times obstacles may be performed in each class level. Note that options for the course designer exist regarding spread jumps in some classes. These are designated by an asterisk (\*).
- If the Double Bar jump is used as the first obstacle, it must be placed a minimum of 21' from barrier.
- If wind conditions merit, the panel jump may be replaced with a bar jump.
- Dummy obstacles are allowed on a course at the discretion of the course designer. Dummy obstacles are not performed in the normal sequence of the course, but are placed on the course (at the appropriate jump height) to provide an option or handler restriction, which increases the challenge level. A well-designed course may not need any dummy obstacles. However, if they are used, it is recommended that no more than two dummy obstacles be placed on any course and in no case shall there be more than three.
- Dummy obstacles allowed:
  - a) Tire jump, panel jump, one-bar jumps, and bar jumps.
  - b) Dummy open tunnels are allowed but not encouraged, and should be placed at the maximum distance allowed.

**Required Quantity of Obstacles per Class Level:** The required quantity of obstacles per class level is as listed in the Regulations for Agility Trials (Chapters 6, 7 and 9) and must be strictly adhered to.

**Obstacle Spacing:** Obstacle spacing is critical to good course design. If spacing is too tight, the course can become choppy and dogs will have a hard time making course time. If spacing is too wide open, it will cause the wrong course options to be muted due to distance. Also, a course that is really wide open may be such that slow handlers with fast dogs are greatly disadvantaged, for the dog will cover ground much faster than the handler and will be further from the handler when a wrong course option is encountered, or it may consistently cause refusals since there will be little in front of the dog to keep its focus.

For course review purposes, obstacle spacing is measured along the expected path of a dog jumping at the 20" height. Obstacle spacing minimums and maximums are spelled out in the *Regulations for Agility Trials* and shall be adhered to.

In addition to the above requirements, judges should be aware of the following when determining the spacing of obstacles on a course:

- 15 feet is the recommended minimum spacing between two sequentially placed obstacles; with approximately 18 feet between jump obstacles and a minimum of 21 feet to any spread jump.
- Spacing in excess of 21 feet should generally be used when there is a reason for it (see diagram 3.2.1). This includes the following:
  - a) Crossing patterns with 5 or more obstacles forming a box, which pushes obstacles further apart to keep the area on the course from being too congested.
  - b) Wrap around jumps (also called a pull-through).
  - c) Layered jumps in some conditions.
- Uniform spacing promotes a rhythm to the performance of the obstacles and is less challenging than irregular or variable spacing that requires more skill, as the dog will need to adjust its stride length and speed to properly negotiate the obstacles.
- A box of four jumps that is set up with 18 feet measured across the box and requires the dog to make a 90-degree turn from one obstacle to the next complies with the minimum spacing requirements of this section. (See diagram 3.2.1, jumps #14 to #15)
- When setting a 270-degree jump sequence, judges must allow enough distance for the dog to make the turn without being right on top of an off-course obstacle. A minimum of 7 feet is required from the line of the run-out line for the second obstacle in the 270-degree turn. (See diagram 3.2.2 for illustration)



- When determining distance to an obstacle out of the chute, remember that this is a ‘blind’ obstacle and the dog needs time to re-focus upon exiting this obstacle.
- A 13' minimum shall be required to any direct wrong-course possibility and to any runout line (ROL) of the next correct obstacle.

**Approach Angles:** Approach angles shall not exceed those listed in the Regulations, which indicate not only the maximum angle allowed for each class level, but also the maximum number of times a dog can be expected to perform these angles. Note that a course over-burdened with an excessive number of big angles or sharp turns is de-motivating for a dog and the course will lack flow, making it difficult for dogs to stride out and make course time.

The approach angle is calculated on the basis of the **expected path** of a dog jumping 20", not the pure geometric angle formed by the obstacles as they lay on the course plan. Approach angles depend greatly on where dogs are coming from, where they are going to, and the speed they are traveling when they need to make the turn. (see diagram 3.2.3)

Approaches to spread jumps, such as the triple, double or broad, at all class levels shall be as straight as possible. There must be enough room to square up to the spread jump if the dog has to execute a turn prior to the spread.

The approach angle to the tire should be straight to mild at all class levels. This is due to the radically shrinking aperture of the tire as it is angled away from the dogs' approach path; the more acute the angle, the smaller the opening that is presented to the dog. If the tire is used more than once on the course, each approach must adhere to these requirements.

At the Novice level, **all** obstacle approaches should generally be straight to mildly-angled, however, a maximum of one 180-degree turn will be allowed.

For all classes – A turn from the exit of an open tunnel placed under or adjacent to the A-frame, to the ascent of the A-frame is not allowed. (See diagram 3.2.4)

### **Placing of Timers and Scribes, Start and Finish Lines, and Obstacle Numbers:**

**Timers and Scribes:** Place them where they can be together and do not have to move to see you. Place in a location so that they can see both the start and finish line without moving and where they will not be a visual or physical impediment on the course. Place the timer and scribe closer to the start area so that they may confer with the Gate Steward and verify that they have the right scribe sheet for the dog on the line.

**Start and Finish Lines:** Should be placed on the entrance of the first obstacle, and on the exit of the last obstacle. If not mounted to the first/last obstacle, electronic timers must be placed so that all dogs performing the obstacle will trip the sensors without having to negotiate an additional set of uprights whose sole purpose is recording a time. For electronic timer specifications and guidelines see Chapter 2, Section 5 of these Guidelines.

**Obstacle Numbers:** Should be placed on the course design next to the approach side of the obstacle where you wish the ring steward to place the number when setting the course. Obstacle numbers should be placed so they are readable for someone running the course, but primarily they shall be placed where they will not be in the way of the dog and handler. When two obstacles are in close proximity to each other, the obstacle numbers should be placed so as not to cause exhibitor confusion when reading course maps or walking the course. The number for the weave poles may be removed after course walkthroughs if it has the potential of being in the handler's way.

### **SECTION 3. Judge's Position in Course Design**

One of the most important aspects in course design is to develop a course that allows the judge to be where needed to judge the dog fairly and equitably. The course design should allow the judge to conserve his or her movements so as to not distract the dog, get in the dog's or handler's way, or become tired after potentially judging hundreds of dogs on the course. The judge and the judge's movements are not to be the focus of the performance in the ring.

**Places a Judge Must be on the Course:** The following are the maximum distances a judge can be from the dog being judged and the required locations a judge shall be when judging specific obstacles. The course design shall allow the judge to comply with the following (See diagram 3.3.1 for examples):

- *A-frame, Seesaw* – Judge all approaches, including the A-frame for refusals and all contact zones from a distance no greater than 20 feet. Also be in position to see the contacts when they are an off-course possibility.
- *Dog Walk* – Judge all approaches and the down contact zone from a distance no greater than 20 feet, and be in position to see either plank when it is an off-course possibility.
- *Tunnels* – The judge shall be able to see all approach openings to judge refusals and both entry and exit when they present themselves as an off-course possibility. The judge shall also be able to see the exit of the tunnel if it is used as the last obstacle on the course.
- *Tire* – The judge must be able to see the dog go through the opening, not just jump, as some dogs go between the tire and frame, thus judging the tire on its runout line is not a viable position.

- *Table* – The judge must be within 15 feet of the table at some point during the five-second count, with the handler **not** between the judge and the dog, to judge whether the dog is on the table as well as possible contact between the handler and the dog or table.
- *Weave Poles* – The judge must be placed to see the dog’s entry and performance of each weave pole and any handler/dog contact.
- *Broad Jump* – The judge must be within 30 feet of the broad jump during its performance to see if a board moves or is stepped on, and not directly in front of nor directly behind.
- *Bar Jumps, including Spreads* – The judge must be able to see the bars of all jumps as the dog is jumping them to determine if the dog has displaced the top bar. Large solid wings, especially on the triple and double bar jumps, may force the judge to alter the judging path in order to see all bars.

**Judge’s Movement in Course Design:** Courses should allow for judges to move efficiently into place without the judge racing the dog and handler to get into position. Judging paths should not cross in front of the dog and handler unless there is plenty of time to do so without interfering with the dog or handler. The judge’s path shall not pass over, under, or through any obstacle. The judge’s path should be as consistent as possible for all dogs, and the judge’s position should not block possible off-course options, thus reducing the challenges on the course. On all Jumpers with Weaves courses, the judge shall be **REQUIRED** to move in order to properly see all runout lines, tunnel entrances and exits, and weave pole performance and/or handler/dog contact.

#### **SECTION 4. Course Safety**

**Obstacle Proximity to Ring Barriers, Walls, and Other Obstacles:** Safety should always be first and foremost in the judge’s mind; however, the sport of agility, with its variety of obstacles, quick decisions, varied weather conditions, and running surfaces has some inherent risk to it. The judge can mitigate some of the safety concerns in the course design phase by avoiding the placement of obstacles in close proximity to each other, or to the ring barrier.

Not every dog runs the expected path, and some dogs can be somewhat out of control; consequently courses should be designed with this type of dog in mind. Look at what could happen vs. what should happen. Distance may cure many problems when it comes to safety. A greater distance to the ring barrier or between obstacles that are side by side may well enable the less-than-focused dog to recover prior to getting itself into trouble. The following are minimum standards that must be maintained to provide as safe a course as possible:

- For placement of all types of jumps in relation to a ring barrier or wall, provide a minimum of 6 feet if course flow is parallel with the ring barrier or wall (measured to the edge of the bar, plank, or frame), and a minimum of 15 feet if the dog is jumping or running into the ring barrier or wall (see diagram 3.4.1). This requirement also applies to possible off-course jumps and dummy jumps.
- The closed tunnel fabric can roll sideways as a dog attempts to make their way through it, so you must account for a minimum of 6 feet of curl in the chute fabric each side of center. Be aware that dogs are coming out blind and should not be confronted with something in their path that could be a problem (see diagram 3.4.2).
- Contact obstacles shall not be placed any closer than 6 feet to a ring barrier or wall when placed parallel to the ring barrier or wall. When the entry end of the board is perpendicular to the ring barrier or wall, the minimum distance varies from 12 feet for the excellent class to 18 feet for the novice class (see diagram 3.4.3).
- Tables shall not be placed any closer than 6 feet to a ring barrier or wall as measured to the closest part of the table.
- Obstacles placed in close proximity to each other shall be set such that a dog has no chance of landing on one while jumping the other or of falling from a contact obstacle onto something sharp below.

#### **Other Safety Issues that must be accounted for in the Course Design:**

- Sufficient room to start and finish inside the ring is critical for the safety of the dog and the prevention of dog aggression. Courses must be designed to allow for a minimum of 15 feet from the ring barrier to the first obstacle and 20 feet after the last obstacle to the ring barrier. Also remember that if the double is used as the first obstacle, there must be a minimum of 21' feet from the ring barrier to the double. (see diagram 3.4.4).
- The upside of the seesaw can present a hazard to handlers if it is placed contrary to the course flow, and the handler's expected running path brings them in close proximity to it. Oftentimes, the handler's attention is diverted from their running path, for they are looking at the dog and may not see the elevated plank (see diagram 3.4.5).
- Columns, posts, and things that stick up out of the ground can cause safety concerns for both handlers and dogs. Handlers run into them for the same reasons as described above. Dogs run into them if the previous obstacle's performance does not allow them enough time to physically recover to steer clear of the danger. For instance, placing wings of jumps and tunnels directly adjacent to columns (engaging them) will mitigate their presence (see diagram 3.4.6).

- Turns off spread jumps should be minimized, especially when the running surface is mats on concrete, or has the potential to be slippery.
- The expected approach to the table shall be to a flat side of the table. This prevents dogs from approaching the corner at speed. This is also a judging issue, for you need a backside line from which to call run-outs (see diagram 3.4.7).
- Approaches to spread jumps, such as the triple, double and broad, shall be as straight as possible. If a triple jump is used as an off-course possibility, its off-course approach should be as straight as possible (see diagram 3.4.8).
- When a dog's expected jumping and landing path sends the dog directly at the end of a wing or the jump standard on a wingless jump, enough room must be left for the dog to land and steer clear of the wing. While 13 feet is the minimum to a direct off-course obstacle for performance purposes (see Section 5), a specific distance cannot be given because of a variety of factors such as; speed coming into the area, running surface and visibility. Thirteen feet may be sufficient; however, based on the sequence and conditions, more may be necessary.

## **SECTION 5. Obstacle Placement in Course Design that can cause Performance Concerns**

The placement of obstacles in the design process can cause performance problems on the agility course. The following should be avoided:

- Placing the weave poles too close to a wall or ring barrier can cause visual problems for some dogs and some dogs need more space to feel comfortable weaving. The minimum placement if entry is on the barrier/wall side is 8'; if entry is not on the barrier/wall side the minimum is 6'; and the minimum for the exit is 6'. If the weaves are placed perpendicular to the barrier or wall, the minimum entry is 8' to 10', however, more is recommended (see diagram 3.5.1).
- Placing obstacles in close proximity to each other can cause an unfair advantage to some handlers. All obstacles shall be either greater than 4 feet apart (to their closest points) or closer than 12 inches. Either everyone gets between the two obstacles or no one should be able to get through (see diagram 3.5.2).
- Obstacles that require a straight approach should not have their entry angled towards a wall or ring barrier if placed in close proximity to a wall or ring barrier. Dogs do not like to work tight to walls, and placing obstacles too close to a wall will prevent them from having a straight approach to the obstacle (see diagram 3.5.3).

## **SECTION 6. Challenges Defined**

Course designs and the challenges presented in them progress in difficulty from Novice to Open to Excellent. The number of challenges shall increase, as listed in Section 7, and the types of challenges should increase in difficulty as well.

The best way to create challenges on a course design is to provide a course path with plenty of crossing patterns, which create options for dogs and side-switch opportunities for handlers. This keeps the course relatively smooth and flowing while providing challenges along the way. Handler restrictions that cause a handler to work away from their dog as well as options with discriminations, which are actually just more difficult options, can be added to the higher levels to provide a variety of challenges.

### **Options, Restrictions and Side-switches Defined**

#### **• Side-switches**

A side-switch is a place where the course makes an “S” curve, requiring the handler to switch from handling the dog off one side of his or her body to the other side. A handler who opts not to switch sides is forced to run around the outside of the obstacles and must run faster than the dog to keep up. The simplest side-switch to negotiate is one in which there are no options to confuse or lure the dog while the handler is making the side-switch. (See diagram 3.6.1 for examples).

#### **• Options**

An option is a point on the course where the dog has a choice of which obstacles to take (see diagram 3.6.2). Typically, options exist at crossing patterns. Thirteen feet is the required minimum distance to a direct off-course option (i.e., an option where the wrong obstacle is placed directly in the dog’s expected path of travel). Off-course options that are greater than 21 feet from the previous obstacle, or not within the dogs’ field of vision based upon its path, shall not be considered an option.

Options become more difficult based on:

- a) The proximity of the two options to each other.
- b) The speed of the dog going into the area where the option occurs based upon his expected path.
- c) The distance the handler is expected to be away from the dog when the dog must make the decision as to which obstacle is the correct one.
- d) How visible and enticing the wrong course obstacle may be compared with the correct one. Some dogs prefer one obstacle over another, but some obstacles such as tunnels and A-frames are highly enticing, as dogs have a tendency to accelerate towards them.

Novice requirements for options:

- a) Novice dogs shall be given the obvious or logical opening to open tunnels if there is a choice, based upon the dog's expected path.
- b) Approaches to two obstacles shall not be adjacent or in close proximity to each other. For example, a classic tunnel-contact option would not be allowed in the Novice class. However, a 180-degree turn from the exit of a contact into a tunnel will be allowed as long as the tunnel does not restrict the handlers' ability to work close to the obstacle and the dog.

#### • **Handler Restrictions**

Handler restrictions, which require the dog to work apart from the handler, shall be counted as a challenge when determining the challenge level for a course. Handler restrictions such as "U" shaped tunnels in a corner are not considered a challenge. When designing a course, a judge must be careful not to overload a course with too many handler restrictions, and when placing obstacles to create a handler restriction, a judge must be careful not to create a safety issue due to the proximity of the two obstacles. Any handler restriction used may not restrict the judge from being in proper position to judge any obstacle. (See diagram 3.6.3 for illustration).

*Novice Requirements for Handler Restrictions:*

Handler restrictions are allowed in the Novice class; however, they must be placed carefully and should be simple in nature. A handler restriction in the Novice class should be used mainly for course flow and to maximize the course area in tight ring conditions, not for testing whether a dog can work apart from the handler. An example of an appropriate handler restriction in the Novice class would be:

- a) An open or closed tunnel placed under the A-frame or dog walk, to get the dog and handler to another part of the course area. Obstacle approaches shall not be adjacent in the Novice class so a classic tunnel-contact option is not allowed. Also, the tunnel must be placed such that the handler would be allowed to work tight to the contact obstacle from the logical side of the contact obstacle (i.e., the side you would expect the majority of handlers to normally choose).

#### **Elements That May Occur on a Course, But are not Counted towards the Challenge Level of the Course**

- Angled approaches to obstacles can be used at the judge's discretion for the desired effect, as long as they do not exceed maximum angles listed in the Regulations; however, such angled approaches are not considered a challenge and should be analyzed for safety and conform to required maximums at each level.

- Right side or left side approaches can be used to any specific obstacle, such as the weave poles, but do not increase the challenge level.

## SECTION 7. Challenge and Side-Switch Requirements per Class Level

### Minimum numbers per class level are listed below:

- All *Novice* classes: A minimum of 2 and a maximum of 5 separate challenges (options/restrictions) **and** a minimum of 2 separate side-switches are required.
- All *Open* classes: A minimum of 6 and a maximum of 8 separate challenges (options/restrictions) **and** a minimum of 3 separate side-switches are required.
- All *Excellent* classes: A minimum of 9 separate challenges (options/restrictions) **and** a minimum of 3 separate side-switches are required.

<i>Level</i>	<i>Challenges</i>	<i>Side-Switches</i>
<b>Novice</b>	Min 2, Max 5	2
<b>Open</b>	Min 6, Max 8	3
<b>Excellent</b>	Min 9	3

### Side-switches:

- Side-switches are not counted as options/restrictions at any level.
- Side-switches at the table do not count toward the side-switch requirement at any level.
- Side-switches anywhere else on the course count toward the side-switch requirement.
- In evaluating the number of side-switches and options/restrictions, Open and Excellent level handlers are assumed to have a lead out at the start line to the second obstacle and at the table halfway to the next correct obstacle; thus many options may be negated at these positions.
- When an option and side-switch happen at the same location, they will be counted separately for the purpose of conforming to the minimum requirements.

### Multiple Challenges at the same point of the Course

There may be places on the course where there are two types of challenges happening at the same time, such as a handler restriction with an option. Where multiple challenges occur at the same time, they are counted as one challenge when determining the total challenge level of the course.



## **SECTION 8. Changes to Submitted Courses**

Courses shall be set as close as humanly possible to the diagrams submitted to and approved by the Agility Field Representatives. If circumstances such as course conditions, hazards, or insufficient equipment necessitate a change to these courses, the following priority list shall be followed:

1. Try to contact an Agility Field Representative to aid you in any change(s) necessary and for field approval of said change(s).
2. Modify first and foremost for safety. Respond to all unsafe conditions. **This does not include performance or training issues.**
3. Maintain the required obstacles and the required quantity of obstacles per class level.
4. Make sure the change is still judgeable.
5. Maintain the challenge level to the maximum extent feasible.
6. Submit all course changes with your judge's report to the Director of Agility. Failure to do so constitutes usage of unapproved courses and is grounds for disciplinary action.

## CHAPTER 4

### PREPARING TO JUDGE – DAY OF TRIAL

#### SECTION 1. Upon Arriving at the Site

**Avoiding Conflicts:** Judges should be personable and friendly to club members, workers, and exhibitors while at the trial. However, as the judge you must avoid spending too much time with any one exhibitor or group of exhibitors, so that your judgment or impartiality in the ring cannot be questioned. Prior to judging a class, judges shall not review a catalog to see who is, or who is not, competing at a trial. Discussions with exhibitors should be light and friendly and shall not include any handling advice, training ideas, or insight as to what you were thinking when you were designing the course for that day.

**Time Sensitive Issues that Require the Judges' Attention:** The judge should arrive at the site at least one hour prior to the scheduled start of judging for the first class, preferably earlier. Arriving earlier is especially important if the club is new, there is a large entry or number of dogs to be measured, or the club or show site is unfamiliar to the judge. The judge should introduce himself or herself to the trial secretary and chairman and, if provisional, to the Agility Field Representative sent to observe. The judge should proceed to check out the following before he or she gets too busy with exhibitors arriving.

- Review of ring – You must check ring dimensions with the calibrated measuring wheel to verify usable square footage, any obstructions and where the ring openings are located to make sure the courses will work efficiently, including any ring gating that may infringe upon the course area. Also, go over the running surface to find any areas that may require attention or repair. Any deficiencies in the running surface or ring conditions should immediately be brought to the attention of the trial chairman, trial committee or chief course builder so that they may be corrected. If the deficiencies cannot be corrected, the judge will note this on the AKC marked catalogue and the Judge's Report to the Director of Agility. The judge should then proceed to judge the class, under the deficient conditions. In extreme cases when the deficiencies, in the opinion of the judge, are of such major proportion that it is possible that they may affect the dog's performance or safety, the judge must brief exhibitors as to the specific deficient conditions. It is then the handler's decision whether to compete under such conditions.
- Course builder copies – Give the course builders the course copies (for that day only) from which they can build the courses. Make sure they know which course is first and they build it in the proper ring.

- Posted Courses – Give the secretary or table steward copies for posting of all the courses you will be judging that day. If you are giving out course copies, ensure that at least one copy of each course is posted for public viewing. The posted course copies shall be posted a *minimum* of 30 minutes prior to the scheduled start of judging. All courses for that day may be posted at the same time.
- Check-in process – Discuss with the club the procedure to ensure that all dogs that do not have a permanent jump height card, at least one yellow form or a valid temporary form are measured prior to running in the ring (if not in the 24" or 26" regular classes). Requiring dogs to be measured prior to getting their armbands is required for those dogs that do not possess a valid card or form whether measured by the Judge of Record, VMO or Field Rep. This is best done very early, since check-in is often left to someone who does not fully understand that the check-in process is tied very tightly to the measuring process and ensures that dogs jump in the proper height class. Prior to measuring any dog that is on the measuring list; ask the handler if they have a valid card or form, as these dogs will not need to be measured by the Judge of Record.
- Equipment inspection – You are required to evaluate the equipment to ensure that it meets the specifications in the Regulations. Make sure that the equipment is safe and in good repair. Do not trust someone's word as to whether the equipment is in compliance with the Regulations. Things happen over time or upon transport, and the equipment must be checked out by the judge of record prior to running dogs. It is best to do this either the night before, if possible, or early in the morning. A summary of things to inspect are as follows:

Contacts:	Width, height, length of contact zones, sturdiness, and surface is not too slick or abrasive
Seesaw:	Pivots properly using a 3lb weight, 12" from end of board to calibrate drop rate, returns to position
Jumps:	Displaceable, heights, spread width
Tire:	Sufficient opening, sturdy frame that will not tip over, and has the ability to be weighted or staked
Tunnels:	Sufficient opening, holders are adequate and safe
Closed Tunnels:	Sufficient opening, heavy or stakeable base, length
Pause Table:	Sturdy at its highest height, surface is not too slick or abrasive
Weave Poles:	Meets the dimension and construction specifications in the Regulations
Broad Jump:	Meets the height and width dimensions listed in the Regulations
Panel Jump:	Top panel is 4" wide for all jump heights, except for the 26" height which is 2" wide or a regulation bar.
Measuring wheel:	Check the wheel daily against a tape laid on the ground to ensure its measurement is correct each day.

### **Maintaining required equipment for the class level:**

Occasionally you will encounter equipment that is inadequate. It is important to fix, modify, or otherwise construct a solution that is safe and reasonably within the obstacle specifications in the Regulations so that the show can go on. Do not use equipment that cannot be made safe. Every attempt should be made to modify the equipment so it can be brought into reasonable compliance, especially with regards to safety. You should make it clear to the hosting club and exhibitors that the AKC reserves the right to disallow scores and discipline the club if mandatory equipment cannot be used. Often an exhibitor or vendor has equipment with them or close by that can be borrowed, thus avoiding the problem for the day. If the class must be run without mandatory pieces of equipment, the judge must file a report with the AKC office and the AKC Director of Agility.

### **Solutions to equipment problems:**

- Dog walks that have too much flex in the ramps can be stiffened by propping boards or PVC poles under each board.
- Seesaws that don't tip properly, or that don't return after tipping, can be modified by adding weight to the underside of the board.
- Closed tunnels with fabric chutes that become wet and impassable in the rain can be taken care of in several ways. The fabric may be reduced in length as listed in the Regulations, or a steward can be placed at the end of the fabric, elevating it slightly so that the fabric is not sticking to itself. In this case, the steward should be to the side of the chute that the dog is not likely to turn towards upon exiting, and the steward should release the chute as the dog goes through. Individual handlers can request that no ring steward be by the chute during their run at their own risk.
- Tires with frames that are not very stable must be weighted, staked, or duct taped to the running surface so that the frames are unlikely to tip over if hit by the dog. Tires should be attached to the frame to allow some give if hit by the dog.
- Panel jumps that are blowing off the bar supports of the panel jump can be attended by adding rubber bands to aid them in staying on. Rubber bands should not, however, be wrapped so tightly that the panels cannot displace. If wind conditions merit, the panel jump may be replaced with a bar jump.

A little ingenuity and a lot of duct tape will solve many problems.

## **SECTION 2. Measuring of Dogs**

**Judge's Responsibilities:** The judge, together with the host club, is responsible for ensuring that dogs have been measured in compliance with the AKC jump height card measuring policy. This policy can be reviewed on the AKC web site at [www.akc.org](http://www.akc.org).

If measuring is not completed by one of AKC's Volunteer Measuring Officials (VMO) or Agility Field Representatives prior to the start of judging, the judge of record must measure all dogs (with the exception of the 24" and 26" regular class dogs) that do not have a permanent card, at least one yellow form or a valid temporary height card form with them. The purpose of measuring is to ensure that dogs are not entered in a jump height lower than what they are allowed to jump. An official measuring device is to be supplied by the host club. Be sure to ask the competitor if they have a permanent card, at least one yellow form or a valid temporary height card form in their possession.

Measuring shall take place on a smooth level surface such as a pause table. Calibrate the measuring device before you begin measuring and re-check it EVERY TIME you return to do any further measuring. In general, greet the dog you are about to measure before attempting the measurement. Crouch low or squat down, but do not lean over the dog. Dogs should be standing squarely, not stretched out; with the head in a normal position, not down or held down but looking straight ahead. Some dogs may hunch up from cold or tension, which can make them measure taller, so, if possible, it is advisable to let a dog become relaxed prior to placing the arm of the measuring device. Measure the dog at the peak of its withers, which is where the tops of the two shoulder blades come together, just below the neck. Observation of an Agility Field Representative during the measuring process is advised for all judges.

If a dog is measured up into a higher jump height division, make sure that this is recorded in the official catalog, that the gate steward moves that dog in the run order, and that the scribe's sheets are re-arranged. The dog shall remain in the higher height for the remainder of the weekend or set of back-to-back trials. Dogs entered in regular classes may not be moved into a lower height division than what was entered, even if they measure lower, since entries have closed.

Dogs entered in preferred classes shall be moved down to the proper jump height only if measured by a Volunteer Measuring Official, Field Rep or Judge of Record for the day of the trial.

If two official measurements of the same dog are requested to be done in the same day or set of back-to-back trials, each individual measurement must be done by a different VMO or Field Rep. If a third measurement is needed to determine the dog's final height, this measurement must be done by a VMO or Field Rep unique to the first and second measurements.

**Host Club Responsibilities:** Host clubs shall provide the judge with an official measuring device and a suitable location to measure dogs that require it. Additionally, the club shall provide assistance in the check-in and measuring process to ensure that all dogs are measured and recorded properly.

### **SECTION 3. Course Setting**

**Host Club Responsibilities:** Course setting is primarily the responsibility of the host club. The host club is responsible for providing properly trained personnel, including a Chief Course Builder (CCB), and enough help to ensure efficient changes from class to class. Using the judge's course designs (drawn to scale with grid lines or baseline measurements), the CCB shall, as precisely as possible, set the equipment in place and locate the start and finish lines. The CCB shall not stake or secure anything, set any heights, or place any bars until the judge has completed their walk through. After notifying the judge that the course is ready for review, the CCB and stewards shall accompany the judge to move or adjust any equipment that the judge requires. Upon final approval by the judge, equipment can be staked or secured in place, however, bars should not be set until the judge has measured the course twice for distance.

**Judge's Responsibilities:** It is the judge's responsibility to ensure that the course is set as close as humanly possible to the course that was approved by the AKC, while accounting for site conditions as they relate to safety. If a CCB is struggling, it is advisable that the judge step in and help direct the course building process, perhaps teaching the process if it is appropriate. Judges must account for the fact that the CCB and ring stewards are volunteers and should always be treated professionally and courteously.

### **SECTION 4. Ring Crew Briefings**

The ring crew that is going to work with you will need to be briefed as to the duties they are expected to perform. An experienced ring crew makes the briefing and the task of judging much easier; however, you should never assume that the ring crew knows fully what you expect of them, even though they may have done the job many times before. You should always brief the most important aspects of each job with all ring crew members regardless of their experience level. Be aware that a crew member may change even within a class and would have to be briefed. It is also very important to have enough helpers to do all the jobs necessary for completing the trial. It is the host club's responsibility to provide a large enough ring crew to efficiently run the trial. It is the judge's responsibility to ensure that the ring crew is doing their job correctly. The judge must be courteous to all volunteers provided by the host club. If a volunteer is not up to the job that the host club has asked him or her to do, a reassignment may be in order. The judge should approach this situation cautiously and diplomatically so as not to offend the person involved.

The following is a list of the ring crew and their responsibilities. The judge shall ensure that the ring crew understands what is expected of them.

### **Score Table Stewards:**

- **Scribe Sheets:** Check with scorekeepers to make sure that they are using the proper (most current) scribe sheets for the class. Also make sure that they know how to translate the faults on a scribe sheet to a numerical score. Ensure that they know how to make the conversion for the dog's time from minutes and seconds listed on the scribe sheets to seconds, truncating down any partial seconds to whole numbers, and assigning the proper faults for any full seconds over SCT.
- **Catalogs:** Go through with the secretary how to properly fill out the catalog that is to be submitted to AKC per Chapter 1, Section 23 of the Regulations for Agility Trials (current).
- **Postings:** Stewards should properly and promptly post the results as they come in, enabling exhibitors to check their scores and times. Times (to the 1/100<sup>th</sup> of a second) for all dogs, qualifying or not, shall be recorded on the posting sheet, as well as qualifying status (Qualified, NQ, ABS or Absent, Excused, DQ, AIS, or AJC). A prompt posting of scores allows exhibitors the opportunity to question a score before the judge has forgotten the run. Any questions should be presented to the judge as soon as practically possible. Approach the judge during breaks for height changes or the fixing of equipment, such as adjusting a tunnel or a knocked-over jump upright.
- **Checking Catalogs:** Instruct the table stewards as to the judge's need to check the scribe sheets against the official AKC catalog at the completion of each class and/or height division. The table stewards should separate the qualifying scribe sheets (keeping them in order) from all others so the judge may quickly check the catalog prior to awarding ribbons and awards. This will also expedite the final paperwork at the end of the trial when all scribe sheets should be placed in catalog order to expedite review of the catalog by the judge. The judge shall review and initial all pages of the official AKC catalog for all classes judged. If the catalog is not available immediately upon the completion of the class, it is permissible for the judge to check only the Qualifying scribe sheets so that ribbons may be presented/made available and then check the completed catalog at a later time.

### **Scribe:**

- **Watching the judge at all times:** After the dog's number has been verified at the start line, the scribe should continuously watch the judge until the completion of judging. Positioning the scribe is therefore very important, since the scribe must be able to see the judge at all times, yet be in close proximity to the timer for recording the dog's times, and near the start line and the gate steward to ensure the scribe has the right scribe sheet.
- **Scribe Sheets:** It is the scribe's responsibility to ensure that the scribe sheet matches the number of the dog on the line. There are a number of ways to do this, but it must be done on a dog-by-dog basis, not by relying on scribe sheets that were put in order prior to the start of the

class. Changes to running orders happen frequently due to conflicts and changes to a dog's jump height after measuring in, and the judge must be assured that the signals are recorded on the proper scribe sheet.

- Hand Signals: The judge's hand signals should be reviewed so that the proper symbols are recorded on the scribe sheet.

## **SCRIBE SIGNALS: STANDARD, JWW AND FAST TITLING CLASSES**

<b>Fault</b>	<b>Judge's Signal</b>	<b>Symbol recorded on sheet</b>
Refusal/Run-out	Raised fist	R
Wrong Course	Raised open hand	W
Table Fault	Make a "T" with both hands or raise two fingers	T
Failure	Raised two open hands	F
Excusal	Blow the whistle	E

- Recording the time: The time shall be recorded on the scribe sheet precisely as they read it on the timer's stopwatch or e-timing console, to the 1/100<sup>th</sup> of a second. The scribe or timer shall not attempt to translate the minutes into seconds, as this slows up the class. It is the table steward's job to do all translations.
- Questions: Instruct the scribe to ask you about any signals that he or she may have a question about; sometimes a scratch of the head or wipe of the brow may look like a fault signal that was not intended.

### **Timer:**

- Stopwatch/Electronic Timer operation: Ensure that the timer understands the operation of the stopwatch and/or electronic timer.
- The Timer: Shall release the dog from the start line upon direction from the judge.
- Start and Finish lines: The exact locations of the start and finish lines shall be briefed; being a finite space between the uprights of a jump, or the inside diameter of a tire, tunnel or chute opening. If hand timing is to be used the timer must be able to clearly see the entry and exit to the start and finish obstacles. Instruct the timer that the start line is live after the timer has instructed the exhibitor to start, and that any part of the dog breaking that line starts the clock, whether the exhibitor is ready or not. Any part of the dog crossing the finish obstacle as the next proper obstacle, in the proper direction, stops the time. However, if the dog has missed an obstacle near the end of the course or only missed the finish obstacle, and the handler has called the dog back to correct the missed



obstacle; the timer shall keep the time running (or hit RESTART if the e-timer has stopped running) until the dog has properly executed the last obstacle (See Chapter 4, Section 14 of the *Regulations for Agility Trials*). For E-timing, instruct the Timer that the time must be started manually if the dog did not physically start the time by going through the electronic beam but continued on through the course as soon as the dog has completed the third obstacle. This is used solely to know whether the team has exceeded the MCT. The Timer must also be instructed to press the RESTART button (not the START button) when using e-timing, if the dog runs past the last obstacle and then takes it in the wrong direction, thus breaking the beam and stopping the time.

- Reducing stopwatch/e-timer malfunctions: Instruct the timer to look at the watch/e-timing console to ensure that it is running after starting each run. At the completion of each run, the timer should look again at the stopwatch/console to ensure that it has stopped. See Chapter 6 of these Guidelines for dealing with stopwatch/e-timer malfunctions.
- Whistles: The timer shall be equipped with a whistle or a working electronic horn/buzzer. If a dog starts across the line prior to being told to, the timer shall blow the whistle or press the horn/buzzer button, and the exhibitor shall be re-started if the error was deemed a mistake by the judge. If there is a stopwatch/e-timer malfunction identified while the dog is working the first three obstacles, the timer should blow the whistle or press the horn/buzzer button and the dog should be re-started. If a dog reaches Maximum Course Time (MCT), the timer shall blow the whistle or press the horn/buzzer button so the judge knows that maximum course time has been reached and the exhibitor must then leave the course. The judge must then blow their whistle as a follow-up to the Timer as many exhibitors do not hear the buzzer/horn. Judges shall translate the seconds for maximum course time on the standard course time worksheet to minutes and seconds as they would appear on the stopwatch for the timer. For example, 70 sec. SCT plus 20 sec. equals 90 sec. MCT. The judge would translate this to 1:30 seconds to get the MCT for the class. The MCT shall be 20 seconds more than the longest SCT in the class. When a dog reaches the MCT, the timer blows the whistle and the dog is excused from the ring. When using electronic timing, the horn/buzzer will automatically sound if the SCT is programmed into the console and a speaker is attached.
- The position of the Timer must be immediately adjacent to the Scribe which shall be closer to the Start obstacle than the Finish obstacle.

### **Gate Steward:**

- When to enter the ring: The gate steward's primary job is to keep the class running smoothly by getting the exhibitors ready to enter the ring when instructed to by the judge. They should ensure that all exhibitors

are wearing their catalog number by visually comparing the number to the gate sheet; if the handler is not wearing a number to verify, they will not be permitted in to the course area. Usually the next dog is required to be on the line ready to go while there is a dog in the ring being judged. The handler should be instructed to remain with their dog at the start, under control and within reach until instructed by the Timer to begin their run. The judge must tell the gate steward at which obstacle in the sequence the next dog should move to the start. If the judge excuses the team currently running the course at any time prior to when the next dog would normally be directed to be ready on the line, the handler should be directed to enter the ring immediately to be ready to start once the excused team has left the ring confines.

- How many dogs ready to go: To ensure that dogs make it to the line on time and that there are no delays, the gate steward usually will look for the next three to four dogs in the run order (which should be posted ringside adjacent to the ring entrance) to be in close proximity to the ring entry and in correct running order.
- Check-in ringside: The gate steward shall keep a run order list ringside and use it as a check-in list so that exhibitors can see how many dogs are before them and how many have checked in. The gate steward also makes any changes to this list due to exhibitor conflicts, **per the judge's direction**. Since dogs must be run in catalog order except for those who have listed an approved conflict on the gate sheet, any dog not available for judging will forfeit its chance to compete. Approved conflicts are conflicts within a ring with multiple dogs, conflicts between multiple agility rings or conflicts with other venues on the same trial grounds.
- Jump height change notification: The gate steward should announce when the last dog in a jump height approaches the start line so that the ring crew can be ready to change the jumps at the completion of the run.
- Scribe sheet organization: Some host clubs ask that the gate steward organize the scribe sheets prior to the class. If the gate steward is to be included in the process, he or she should also be verifying each dog's number individually on a dog-by-dog basis, rather than a one-time basis prior to the start of the class and relaying this information to the scribe or scribe assistant.

### Ring Stewards:

- Jump bar re-setting: Instruct the ring crew as to when displaced bars should be reset. Bars can be reset on jumps taken more than once if the course allows for resetting without interference with the dog or handler.
- Tunnel straightening: Instruct the ring crew that the fabric of the chute must be straightened after it has been used, whether correctly or following a wrong course. The position of open tunnels should be checked with greater frequency as the dogs get bigger. Large dogs can

more readily displace the tunnel shape, which can change the challenges on the course and even the course distance.

- Changing jump heights: Instruct the ring crew as to how to set the following:
  1. Double Bar Jump: 4 bars total with the top 2 bars set parallel and the bottom 2 bars crossed to the ground with one bar directly under each horizontal bar.
  2. Triple Bar Jump: Three (3) bars total for each jump height with the exception of the 4" jump height in Preferred in which there are typically two (2) bars total. For the 26" height class, the highest bar must be set at 26" and the other two bars may remain at 12" and 18".
  3. Panel Jump: Should have a 4" plank at the top of each height with the exception of the 26" jump height, which should have a 2" plank or regulation jump bar at the top.
  4. One Bar Jump: Should be set without the ground bar if the equipment allows for this.
  5. Broad Jump: Indicate on the ground where the front edge of the broad jump is to remain fixed. Golf tees make good outdoor markers and tape works well indoors; and if possible all lengths should be set prior to the start of the class to keep the measuring time to a minimum.

Since ring stewards are often the least trained ring help, it is wise to check the double, triple, and one-bar jumps prior to starting the first dog in each jump height, **and** each time any of these is reset after a run.

### **Leash Runner:**

- It is best to wait until the dog and handler have started their run to pick up the leash at the entrance, since this should be done in a fashion that does not disturb the dog. Leash runners should not throw leashes, which could potentially distract the dog. The leash runner must stay inside the ring while performing this duty since there may be times when the leash will need to get to the handler before the team gets to the finish.
- Leashes should be placed so that the handler can readily find it upon finishing the course. The leash however, shall not be set up as a target for the dog to run to (for example, right on the finish line). The leash may be placed in/on a container or hung on a holder.

### **Score Sheet Runner:**

- A runner that will carry the scribe sheets from the scribe to the score table is necessary. The runner should neither disturb the dog and handler in the ring or at the start line, nor distract the scribe from their job of watching the judge. The runner must give the scribe sheet to the score table **ONLY**.

## **SECTION 5. Measuring the Course for Distance**

Judges must measure each course twice to determine the path of a 12" and 20" jumping dog respectively. These course measurements are used to determine the standard course times for the class. A judge shall use a measuring wheel to determine the distances a dog must travel to complete the course. All distances are measured on the ground and are based on the dog's expected path. A judge shall measure around the outside of open tunnels and adjacent to contact obstacles and the weave poles.

Things that affect the dog's expected path:

- 12" vs. 20" dog's path (small dogs require less distance to make a turn).
- In general, a judge should measure from the inside 1/3 of a jump to the inside 1/3 of the next jump for a 12" path, allowing less room for landing than the 20" path would.
- In general, a judge should measure from the middle of a jump to the middle of the next jump for a 20" path, allowing room for landing and turning.
- Surface and weather conditions should be accounted for when measuring. If it is slippery or raining, the judge may account for this in the path.
- The speed a dog is expected to be traveling when asked to make a turn will affect the turning radius. For example, a dog with a straight 3-jump sequence into a 180-degree turn will turn much wider than a dog coming off a table going into the same 180-degree turn.

## **SECTION 6. Standard Course Time (SCT) Tabulations**

After completing the measurement of the course, the judge shall compute the Standard Course Time (SCT) for each jump height and the Maximum Course Time (MCT) for the class. The judge converts the wheeled footage on the course to yards by dividing by 3 and rounding up to the nearest whole number if it is 0.5 or higher and rounding down if it is 0.4 or lower. This number is divided by the rate of speed assigned to each height and class level to determine the SCT (refer to the Regulations for rate of speed required in each height and class level). If the resulting value is not a whole number, it shall be rounded to the nearest whole number, with fractions of 0.5 and higher rounded up.

The MCT for the class is determined by adding 20 seconds to the largest SCT. This whole number shall be used for all dogs in the class.

### **SCTs in Excellent Standard and Excellent Jumpers with Weaves Classes:**

There are maximum allowable course times (course time limits) assigned in the Regulations for all Excellent classes. These course time limits may not

be exceeded by the judge, regardless of the course length, running surface, or weather conditions. The AKC records computer will not accept course times greater than those published in the *Regulations for Agility Trials*.

## **SECTION 7. Exhibitor Briefings**

The briefing for exhibitors should be delivered in such a way that puts exhibitors at ease. The Regular and Preferred classes of the same level should be briefed at the same time. The briefing should be short, but it should include the following:

- Introducing yourself and welcoming exhibitors to the host club's agility trial.
- Where to enter and exit the ring, including the reminder that when exiting the course area, the dog should be with the exhibitor (in close proximity) and under verbal control. The exhibitor shall put the dog on leash as soon as possible per the Regulations. It is required to have a dog on leash prior to exiting the ring, since a leash is required on the trial grounds.
- When you want the next dog on the line and how many should be waiting in line.
- The need for all exhibitors to wear the club-supplied armbands or stickers, in an appropriate place and, in plain view for the gate steward to see.
- The yardages and standard and maximum course times if known at the time of the briefing. Otherwise, an announcement will need to be made with a posting of the yardages and SCT's at the gate steward's check-in board.
- Any potential safety issues.
- How conflicts with other rings, multiple dogs or obedience or conformation will be handled.
- Reminding handlers that only flat or rolled, buckle or snap "non-corrective" collars are allowed. This does not include: flat collars that cinch closed such as a martingale-style, braided leather or "double-ringed" collars.
- For Standard classes, the 4-paw safety rule, your table count, and which side of the table is considered the back for run-out purposes should be addressed.
- Instructing the handler to stay with their dog until the timer has told them to begin their run, or they may stand to lose their lead-out advantage or be cited for training in the ring.
- Answering any questions.

## SECTION 8. Course Walkthroughs

Exhibitors need time on the course to plan their handling strategy. This walkthrough period should be timed, and generally should be between 8 and 10 minutes long for each group walking. Judges should consider splitting walkthroughs when the entry in a class exceeds 75 dogs. If walkthroughs are split, 8 minutes per group is the suggested length of time. When splitting walkthroughs, it is recommended that you let the first height group walk the course, and judge those dogs. Then let the next height group walk, and judge those dogs. This way no one will have to wait hours after walking their course before they are allowed to run it.

If the entry is greater than 75 dogs **within** a singular jump height, and the **class** is split for walkthroughs, all dogs within that height shall walk the course before judging begins. Additionally, Preferred class dogs should walk with the Standard class dogs jumping the same height.

If walkthrough schedules are published in the judging schedule/confirmation letter, they may **not** be changed.

Please keep in mind that the first dog on the line needs adequate warning of when your walkthrough period will be ending and the ring will be starting. Five minutes between the end of the walkthrough and the start of the ring is required for all classes. Please remember to use the countdown timer on the e-timer console or your own stopwatch as a timer to insure that you stay on schedule and keep the walkthroughs fair.

To avoid exhibitor confusion with split walkthroughs, it is highly recommended that:

- The same policy exists in all agility rings when there is more than one ring. Judges should confer prior to the first class on the first day of any set of trials to agree on which classes will have split walkthroughs and how the classes will be split.
- The same policy stays in effect for all consecutive days of a trial, unless it really isn't working. Exhibitors get used to a system, and if there is a change, there will likely be exhibitors who will miss their walkthrough since they were relying on things staying the same.

## SECTION 9. Dealing with Ring Conflicts

To the extent that it is practical dogs will be judged in catalog order within each class level. Exhibitors have paid to enter the trial and to the greatest extent possible should be allowed to run. Approved conflicts are conflicts within a ring with multiple dogs, conflicts between multiple agility rings or conflicts

with other venues on the same trial grounds. After consulting with those who have conflicts, judges can handle conflicts in any way they deem reasonable. Handlers with more than one dog who need more separation between their dogs may have their first dog moved forward or their second dog moved later in the height class. Under no circumstances may they switch the order that the dogs were to compete. Usually, holding dogs that have a conflict until all others have run will work. In this case, just move them to the end of the order and reset the bars once all dogs without conflicts have run. Occasionally, this will not work, especially if a dog is entered in Conformation classes. In this case, you may need to move dogs to the beginning of a class, or to wherever it works best, providing the least disruption to the rest of the class. Conflicts not noted on the gate sheet, must run in catalog order or lose their opportunity to participate in the class.

Upon completion of a class, the judge shall direct the ring stewards to reset all bars for any dog handlers that notified the gate steward of a conflict and had not yet run. The judge may allow a very short walk through if it is determined that the exhibitor did not get to walk through with the rest of the class. The judge shall then judge those dogs that had a conflict. A judge is not required to hold a course, waiting for exhibitors who had missed their run, if they are not present upon completion of the class.

## **SECTION 10. Warm-Up Jump**

Warm-up jumps are recommended per the Regulations and if used, there shall be a maximum of one warm-up jump for each ring, and each warm-up area shall be separated so that jumps may not be put together or sequenced. The warm-up area is for warming up the muscles of the dog, not for training. Place the warm-up jump, if possible, in an area that you might be able to see it from the ring so that any major abuses can be seen, but not so close that it will disturb dogs competing in the ring.

# CHAPTER 5

## JUDGING

### SECTION 1. Judging Position

As a judge, it is your responsibility to be in proper position to judge the performance of the dog on each obstacle. Proper judging position is facilitated by good course design. Your judging path should allow you to move efficiently around the ring without racing the dog or handler to be in the proper position. Remember, you are the judge not the handler, and your movements should generally be more constrained than those of the dog and handler. Prior to judging dogs, you should go over your judging path several times to make sure you are comfortable with the path. Also, remember that your judging path was approved by a Field Rep and should be adhered to as closely as possible while judging the course. If any major changes are made to your approved path, they must be documented and included in your report to the Director of Agility.

**Judge's Interference:** The judge's position can cause interference with the handler or dog if not planned properly. The judge's path should avoid situations such as:

- Crossing in front of the dog's path as the dog is coming at you, as this can distract the dog (see diagram 5.1.1).
- Sharp turns off contact obstacles, which turn the handler toward the judge's position, and may cause the judge to be in the way or to not be in the proper position to judge the contact in the first place (see diagram 5.1.2).
- Placing obstacles that would require the judge to be in very close proximity to the dog and handler to be in the proper position to make a call (see diagram 5.1.3).

**Judge's Decorum:** Judges must stand upright in the ring to judge all classes. The judge's position should place the judge in and about the ring so as to make the best judgment calls possible. This includes improving your judging position in the JWW class by moving around to get a better angle to judge run-outs and refusals. Judges should avoid leaning in to make a call but rather should keep moving to gain a better judging position.

The judge's position must allow the scribe to see the judge make all hand signals indicating faults. If obstacles such as the A-frame are placed between the scribe and the judge's path, the judge should hold calls longer until clear of the A-frame and in full view of the scribe.



## **Required Judging Positions for Obstacles and Suggested Techniques:**

*Remember: Your calls will hold much more weight if the exhibitors see that you are putting forth your best effort to be in the proper position to judge their dog's performance.*

- **Contact obstacles (A-frame, Seesaw, Dog Walk):** The judge is required to be within 20 feet of each judged contact zone when the dog is performing the contact obstacle. The judge must see the approach to all contacts, including the A-frame and Dog Walk to determine refusals, and must be confident that they can see everything happening at those entry points. It is important to stay mobile and keep moving. You may think you are in the perfect position to judge the contact zone, but then the handler will make a movement that puts him or her in a position to block your view of the dog. (see diagram 5.1.3B)
- **Pause Table:** The judge must be within 15 feet of the table at some point during the count of 5 seconds. The judge must look for contact between dog and handler and ensure that the dog has gotten completely on the table and stays on the table. The judge may be moving while counting; however, the judge must keep the dog in sight **at all times** and the handler must be able to hear the count. Judges should not be any closer than 5 feet to the table so that they do not distract the dog.
- **Broad Jump:** The judge must be within 30 feet of the broad jump to judge whether a dog has visibly moved or stepped on or between any of the broad jump boards. Additionally, the judge must be to the side of the broad jump, for it is difficult to judge the broad jump if the dog is jumping directly away from or towards you.
- **Weave Poles:** While there is no finite distance beyond which a judge must not be when judging the weave poles, the judge must be comfortable that he or she can see:
  1. That the dog gained proper entry (without passing the refusal/runout lines).
  2. That the dog is weaving between each pole.
  3. That the handler is not making contact with the dog or the weave poles.
  4. That the dog has exited the poles in the proper direction and has not skipped any poles.

Avoid judging the weave poles directly from an end, as it will be impossible to see if the dog skips any poles in the weaving sequence. A position that allows you an angled view from alongside the weaves is best.

- **Jumps (Bar Jumps, One-Bar Jumps, Double Bar Jumps, and Triple Bar Jumps):** Jumps may be judged from a considerable distance away,

however, judges must be able to see that the dog has cleared each bar, that the bar has not been displaced from its cup or support, and that the dog has jumped the bar and not the wing. Jumps constructed with large wings may require you to alter your judge's path to ensure that you can see the bars themselves as the dog jumps them.

- **Tire Jump:** The judge must be able to see the dog jump through the opening of the tire. A position alongside the tire should be avoided, for it will be impossible to be sure that the dog went through the tire rather than between the tire and frame.
- **Tunnels (Open and Closed):** The judge must be on the approach side of the tunnel with the tunnel opening in full view to enable the judge to call refusals and run-outs properly.
- **Wrong course possibilities:** The judging position shall account for off-course possibilities, as the judge needs to see whether the dog places one paw on or in the wrong obstacle. Therefore, the judge must be able to see all tunnel openings and all contacts that are a wrong course possibility in the course design (see diagram 5.1.4).
- **Judging Position at Options:** The judge shall stay in close enough proximity to see if the dog has crossed a run-out line or committed an off-course. A good rule of thumb is that if you have a lot of challenge in an area, you probably don't want to be too far away from that area to be able to judge all the possible things that can happen.

## SECTION 2. Coordination with Ring Crew

**Scribe and Timer:** The judge shall make sure that the timer and scribe are comfortable with and understand the system for matching scribe sheets to exhibitors in the ring prior to starting any class. The scribe is ultimately responsible for having the right scribe sheet to record faults signaled by the judge. The scribe shall indicate to the timer when ready, and the judge shall indicate to the timer when ready. The timer then gives an indication to the team on the line that everyone is ready for them to start their run. Statements such as "ready", "please go", "go now", or "good luck handler" let the handler know the start line is live and it's time to get started.

**Gate Steward:** Inform your gate steward to summon you between dogs if there is someone who needs to question a score or discuss a conflict. If the jump height class is almost completed, waiting for the height change would be appropriate. The gate steward should also let you know if he or she is having a hard time getting exhibitors on the line as instructed in the exhibitor briefing.

### **SECTION 3. Judging Specific Obstacles**

The Regulations state the performance requirements for each obstacle. The following is an obstacle-specific list of clarifications as to the intent of the performance standard for each obstacle listed in the Regulations.

#### **Contact Obstacles:**

- To judge a dog's performance on a contact obstacle, a judge should focus on the contact zones and determine if a paw (or part of a paw) lands within this zone. This method provides better results than to watch the dog's movement over the board, for you may miss a back paw touching the contact zone as the dog is striding along the board.
- A dog is considered to be on a contact obstacle when on it with all 4 paws. Until a dog is on the contact obstacle with all 4 paws, it is subject to a refusal call.
- A dog is considered to have exited a contact obstacle when it has left the obstacle and all 4 paws have touched the ground.
- If a dog has completely left the contact obstacle with all 4 paws touching the ground and then re-engages the contact with 1 or more paws, the dog shall be assessed a wrong course fault.
- A dog shall not be faulted for the act of stopping, backing up, spinning, or reversing direction on a contact obstacle so long as the dog was fully on the obstacle when this occurred. The dog must ultimately complete the obstacle correctly by touching the descending contact zone before exiting the obstacle.

Once a dog is on a contact obstacle with all 4 paws, it may not exit the board until they have completed the obstacle. A dog that exits the board prior to starting its descent has committed a 4-paw rule violation and is faulted with an "F" (failure to perform). The judge shall instruct the handler to go on to the next obstacle, since the handler needs to know that the 4-paw rule has been invoked and they cannot reattempt the contact obstacle. If the dog re-engages the obstacle with one or more paws, the dog shall be excused.

- Once on a contact obstacle with all four paws, dogs may be stopped in the contact zone or partially on the contact zone and partially on the ground or with all four feet on the ground after the proper completion of the contact. If the dog is qualifying to that point, the handler may spend as much time as he or she wishes with the dog in this position. If the dog has NQ'd prior to the contact performance and the judge feels the handler is spending too much time gaining control of the dog, the judge should ask the handler to move on. If the handler fails to do so, then the judge should excuse the handler for training in the ring or failing to comply with the judge's verbal instructions. Additionally, dogs that miss

the contact and are corrected for missing the contact by being asked to down or sit or by otherwise restricting their forward movement should be excused for training in the ring as this is a punitive action. See Chapter 6 of these Guidelines for “training in the ring” situations.

**Non-faulted descent:** A dog that is descending a contact obstacle would not be faulted for placing one or more paws on the ground prior to placing a paw in the contact zone, as long as the movement is in the dog’s natural stride. This may occur with larger or long-bodied dogs that, with their natural stride, move over the majority of the contact before a rear paw engages the contact zone. Therefore, a dog whose two front feet hit the ground first and whose hind feet (or foot) then come to rest or push off the contact zone is considered to have successfully performed the contact obstacle and shall not be faulted.

**Faulted descent:** Conversely, a dog jumping off a contact obstacle prior to placing a paw in a contact zone, even though it might inadvertently make contact with the bottom edge of the contact zone, shall be faulted for a missed contact (e.g., a dog that leaps off the board, yet a small portion of a back foot or the rear end or hock of the dog lands on the bottom edge of the board). In this instance, the dog typically gathers itself prior to touching the contact and then leaps to get off the board. Therefore, the dog left the obstacle with all 4 paws in an attempt to get off the board and the coincidence of the dog landing on the end of the board is not to be considered the proper performance of the obstacle.

**Seesaw:** To properly perform the seesaw, the dog may not exit the plank until the elevated edge hits the ground for the first time. The dog must touch the descending contact zone at the same time or after the plank has hit the ground. The dog may exit the plank anytime after that, even if the plank has bounced and is no longer touching the ground. Exiting the plank before its elevated edge hits the ground is faulted with an “F” for a flyoff. Merely slamming the plank loudly into the ground is not faulted; however, the dog must still be in control and have touched the contact zone at the same time or after the plank touches the ground.

**Pause Table:** A dog is not on the table until completely on it with all 4 paws (i.e. no paws on the ground) and has not exited the table until it has left the table and all 4 paws have touched the ground. Until a dog is completely on the table they are still subject to refusal and run out calls. The judge should immediately begin the table count once the dog is completely on the table.

- If the dog places one or more paws on the ground (the tail does not count), the count stops and restarts from the beginning once the dog is back on the table.

- If the dog completely exits the table with all four paws before the count is completed and before the judge says the word “GO”, a table fault (“T”) will be issued, and the count restarts from the beginning once the dog returns completely to the table.
- If the dog completely exits the table with all four paws during or before the end of the word “GO”, a table fault (“T”) will be issued for anticipating the count and the dog must continue on in the course. Thus, returning to the table after this fault will then constitute a wrong course.
- If a dog exits the table with one, two or three paws and is able to return completely to the table, no table fault is assessed and the count restarts from the beginning.
- If the dog leaves the table without completing the 5-second count and engages any obstacle, a table fault (“T”) shall first be given followed by “F”, then regular judging shall resume from that point. The judge may help the handler at this point by telling them to continue on in the course. If the dog returns to the table, this will be considered a wrong course.
- The dog may re-enter the table from any side, because refusals and run-outs are no longer faulted after the dog has successfully gotten on the table for the first time.

If a dog is on a wrong course when the next proper obstacle is the table, the new run-out line of the table will be the side furthest from the dog’s logical approach. (see diagram 5.3.1)

### **Weave Poles:**

#### **A refusal/run-out occurs in each of the following cases, when a dog:**

- Enters the weave poles incorrectly.
- Misses a pole in the sequence and has to make any backwards motion.
- Stops before having all 4 feet cross between the plane of poles #1 and #2. Once the dog has fully entered correctly, it shall not be faulted merely for stopping or sniffing in the poles.
- Runs by the entry to the weave poles without making any entry. Each refusal/run-out is faulted when it occurs. Missed poles must be corrected by restarting the weave poles over from the beginning. Only the first missed pole during an attempt of the weave poles is called as a refusal until they are reattempted.
- At the Excellent/Open level, any action that is scored as a run-out or a refusal will count as one attempt.
- At the Novice level, any action that would normally be scored as a run-out or a refusal at the Excellent/Open level, will count as one attempt. (See diagram 5.3.2)
- A subsequent attempt cannot be assessed until the dog has all 4 feet on the approach side of the run-out lines of the weaves.

- If a dog re-enters the weaves after 3 attempts - DO NOT whistle the handler off the course for the dog re-entering, even if the handler told the dog to re-enter - just tell them to go on. They may have not heard or been able to react quickly enough to your directions. This is very different from the handler that ignores your repeated direction to go on. They may be whistled off for failure to follow the judge's instructions or training in the ring.

**A wrong course occurs in each of the following cases, when a dog:**

- Performs the weaves in the wrong direction (back-weaving) by consecutively crossing the plane of the weave poles three times in succession.
- Crosses through the plane of the weave poles when it is not the correct obstacle in sequence.

**Bar Jumps:** Only the top bar of the jump must be cleared without displacing it. If for any reason, one or more bottom bars fall and the top bar remains in place, the dog shall not be faulted. If a dog hits a bar and the bar is not displaced from its support, the dog is not faulted. Dogs shall not be faulted for “banking” off bars unless the top bar is displaced. If the last bar on the course falls as a result of an action by the dog, it does not matter whether the dog has already stopped the clock before the bar falls, the dog shall be faulted for displacing the bar. If the top bar is displaced and falls to a lower support but not fully to the ground, an “F” must be signaled.

If a jump is to be taken several times on the course and the dog displaces it the first time through the dog is given an “F.” This effectively fails the dog so it cannot qualify. Thus, whether the bar is reset or not, when the dog returns to that jump there is no reason to fault the dog again.

**Panel Jump:** If the top plank is displaced from its support, the dog is faulted whether the plank falls all the way to the ground or not.

**Double Bar Jump:** If either of the two top bars are displaced the dog shall be faulted with an “F.”

**Triple Bar Jump:** Any displaced bar of the triple results in an “F.”

**Broad Jump:** The corner markers are placed at the corners of the broad jump for the sole purpose of determining whether the dog has jumped over all of the boards of the broad jump. A dog that touches or knocks one of these markers over is not faulted per the Regulations. Dogs shall not be faulted for this act unless the dog fails to clear the broad jump as stated in the regulations. Any action of the dog that visibly moves the broad jump boards, as well as stepping between the boards is a failure.

### **Start and Finish Lines:**

- Dogs that run past the first obstacle or the last obstacle will incur a runout fault.
- No runouts or refusals will be assessed **prior** to the dog crossing the runout line of the first obstacle; however, a wrong course will be assessed if the dog takes any obstacle on the course **prior** to crossing the runout line or starting the time normally by taking the first obstacle.
- When starting, handlers may set their dogs at any distance or angle from the approach side of the first obstacle; however, the dog must remain inside the ring. If the dog is not started from the approach side of the first/start obstacle, a runout fault will be assessed.
- Dogs that run past the last obstacle will not be faulted for failure to complete the course as long as they return and complete the last obstacle prior to the dog exiting the ring. The time will continue to run until the dog has completed the last obstacle. Handlers who choose not to return to properly finish shall be faulted for failure to complete and shall be given a “No Time”.
- Dogs that run past the last obstacle and commit a wrong course by taking it in the wrong direction will be assessed a runout and a wrong course fault. If using electronic timing, the timer will be tripped when the dog passes between the eyes during the wrong course, thus the Timer must hit the RESTART button as soon as this occurs so that the time will continue until the dog has completed the last obstacle in the proper direction.
- For E-timing, time must be started manually if the dog did not physically start the time by going through the electronic beam but continued on through the course; as soon as the dog has completed the third obstacle.

### **SECTION 4. Course Faults**

Course faults include Refusals/Run-outs, Wrong Courses, Table Faults, Failures/Eliminations, and Excusals. The following is a clarification to what is written in the current edition of the *Regulations for Agility Trials*.

Refusals and Run-outs are similar faults in their nature and in how they are signaled and scored. They both relate to the fact that the dog is not getting on, in, or over the next proper obstacle like they should be. In order to be subject to a refusal fault, a dog must be in a position to see the next proper obstacle before they can be faulted. For run-outs, the dog does not have to see or be in close proximity to the next proper obstacle for a fault to be called. See examples 5.4.1 through 5.4.7 for practical applications of course faults.

## **Refusals (R):**

Refusals are the most difficult fault to assess, because they are somewhat subjective. A refusal is assessed solely on the performance of the dog, with no consideration given to what commands were or were not given by the handler, or to the location of the handler. In addition to the guidance provided in the Regulations, the following may help you in understanding refusals:

**1/3 – 1/3 – 1/3 Refusal Guideline:** The 1/3 – 1/3 – 1/3 – refusal guideline can be used to help define when a refusal can occur. To apply this guideline, the space between the previous obstacle and the next proper obstacle is divided into three equal spaces as follows. Note that the ranges in distances given are due to the range of obstacle spacing allowed on the course and are in relation to the next proper obstacle.

**Furthest 1/3** (Landing Area) is the 1/3 of the course distance that is the greatest distance from the next proper obstacle.

**Middle 1/3** (Judge's Discretion Zone) is the middle 1/3 of the course distance between obstacles (usually 6 to 16 feet away from the next obstacle in sequence).

**Closest 1/3** (Refusal Territory) is the 1/3 of the course distance just prior to the next proper obstacle in sequence (usually 0 – 7 feet away).

### **Judging of these 3 zones is as follows:**

**Furthest 1/3:** It is highly improbable that you would call a refusal in this area. The dog is landing and needs this area to acclimate to the new position on course and see what options are available.

**Middle 1/3:** This is the area where you as the judge must determine whether the dog is in a position to see the next proper obstacle. Dogs in this area are subject to refusals if, in your opinion, the dog has had the opportunity to have seen the next proper obstacle.

**Closest 1/3:** Dogs in this zone are considered to have seen the next proper obstacle whether approaching it directly, running parallel to it or spinning in front of it. Therefore, a refusal **shall** be applied if the dog stops, spins or turns back on its path or runs parallel to it in close proximity.

It is important to note that the closer a dog is to the next proper obstacle, the narrower its field of vision. Thus, the probability of it seeing the next proper obstacle is even greater. This is the basis of the 1/3 guideline.

**Turnback:** Turnback is a term used to define a refusal when a dog has seen the next proper obstacle and subsequently turns back on its original approach path prior to engaging the obstacle.

Maneuvers by the dog to avoid an obstacle by altering its path are often obvious. The following examples should be faulted as refusals when they occur in relation to the next proper obstacle:



- Jumping over or passing through the wing of a jump in the correct direction
- Jumping over a contact obstacle from side to side, jumping over a tunnel, or jumping over without touching the table
- Going under the top bar of a bar jump (in the correct direction)
- Passing between the tire and the frame (in the correct direction)
- Entering the broad jump correctly but exiting through the side
- Entering through the side of the broad jump and exiting the other side or back
- Exiting the entrance of a tunnel without going completely through the tunnel
- Going under or jumping over the pause table without touching it (see diagram 5.4.5-B2).

A dog is not subject to a refusal on the second jump of a 270 degree turn until it has placed all 4 paws on the proper approach side of the second jump (see diagram 5.4.3-D).

If a dog is given a refusal for stopping in front of an obstacle, it cannot be given another refusal for just standing there. The dog is not subject to another refusal until it makes some movement forward. Furthermore, a dog that stops in front of an obstacle, then turns back on its path is assessed one refusal since there has not yet been movement forward toward the intended obstacle.

### **Run-outs (R):**

A run-out is also a refusal. A run-out occurs each time the dog passes the run-out line of an obstacle without engaging that obstacle. Whether the dog was approaching that obstacle or has even seen it is of no consequence.

The run-out line is intended to mark the point at which a dog can no longer properly engage the obstacle without turning back on its path. It is defined as a line that passes across the front edge of all obstacles except the pause table, weave poles, and contact obstacles.

- On the weave poles, the run-out line is interpreted as passing to the left and perpendicular to course flow of the first pole and to the right and perpendicular to course flow of the second pole.
- On the pause table, the run-out line passes across the back of the table. The back is determined by the natural flow of the course. Thus, it is possible that dogs may jump on the table from three different sides (the front and the two sides) without incurring a run-out. To better define the run-out line, the front face of the table should be square to the expected dog's path.
- On the dog walk, the run-out line passes through the junction where the ascent ramp and the horizontal, middle ramp meet.

- On the A-frame and Teeter, the run-out line passes through the back edge of the approach side of the contact zone.

Once the dog has passed the original runout line of the table, the line then flips to the opposite parallel plane for the purpose of judging the dog's subsequent approach to the table. (see diagram 5.4.2-C3)

Run-outs occur immediately when they happen. Thus, in the case where a dog passes the run-out line for an obstacle first and then goes off course, the score should read "R" for run-out and "W" for wrong course. However, if the dog goes off course and the wrong course obstacle carries the dog past the run-out line of the next correct obstacle, only a wrong course penalty is assessed (see diagrams 5.4.1 through 5.4.7 for examples).

A dog cannot be assessed a run-out until it has all 4 paws on the approach side of the next proper obstacle. This is especially important in situations, such as 270-degree turns, where the dog is not on the approach side of the next proper obstacle when it lands. The dog must land and then make its way to the approach side of the next proper obstacle (see diagram 5.4.3-D).

### **Wrong Courses (W):**

A wrong course occurs when a dog performs the correct obstacle in the wrong direction. For example:

- Getting on the wrong end of a contact obstacle and performing the obstacle backwards.
- Jumping the next proper jump in the wrong direction.
- Entering the wrong end of a tunnel.
- Jumping backwards through the tire or backwards between the tire and frame.
- Back-weaving through the weave poles by consecutively crossing the plane of the weave poles three times or crossing through the weave poles when it is not the next correct obstacle in sequence.
- Back jumping the broad jump by entering through the rear of the broad jump and exiting through the side or front, or entering through the side of the broad jump and exiting through the front.

A wrong course also occurs when a dog engages an obstacle that is **not the next proper obstacle** to be performed. For the purposes of defining a wrong course, a dog is considered to have engaged a wrong course obstacle when the dog:

- Touches an obstacle with one or more paws (head, nose, shoulders, and tail are not considered).
- Jumps over any part of an obstacle that is not the correct one to be performed (except a dog that jumps over or walks on the flat part of the closed tunnel is not faulted).

- Goes under the table or a jump with one or more paws.
- Crosses through the weave poles with one or more paws.

Going under a contact obstacle is not considered to be a wrong course, unless the dog actually touches the contact obstacle with one or more paws. A dog that touches the fabric of the closed tunnel is not assessed a wrong course penalty.

Multiple obstacles taken while the dog is on the same wrong course are considered a single wrong course. The dog is not subject to additional wrong course penalties until it has engaged with one paw the next proper obstacle in the sequence.

### **Obstacle Omission:**

When a dog incurs a wrong course fault, and the handler **makes the decision to continue** on through the course without returning to correct the incorrect performance and complete the omitted obstacle or obstacles, the judge shall signal a failure to complete (“F”) in addition to the “R” and “W” already incurred and then continue judging the dog’s performance from that point on.

If the handler has **chosen to remain in the area** of the next proper obstacle in an effort to get the dog to complete it, once the dog returns to the correct side of approach, they can again be subject to another refusal/runout since they are attempting to correct the wrong course and complete the next proper obstacle.

### **Eliminations/Failures (F):**

Failures are infractions on the course that prevent the dog from qualifying at any class level. However, the handler and dog are allowed to continue and complete the remainder of the course. Judges shall continue to judge the remainder of the run, signaling all faults as described above even after a failure has been signaled. The Regulations contain a list of infractions that result in a failure being assessed. The following are some additional guidelines for assessing failures:

- If a dog knocks a bar or panel down **while on a wrong course**, or the handler knocks a bar or panel down at any time, and the dog has yet to complete that obstacle on the course, the performance shall be faulted with an “F” for the knocked bar or panel (whether the bar is reset or not). The bar or panel being knocked down was a result of the dog or handler’s action and the dog’s score shall not be dependent on a ring steward’s abilities in replacing the bar or panel. If the bar or panel is not to be taken in the remainder of the course then the dog would be faulted only for the wrong course and no fault would be assessed for the handler knocking it down.
- Displacing a tire from its frame, whether it falls to the ground or not, is a failure.
- Handlers who purposefully touch, jump over, or go under equipment shall be faulted with an “F.” If the action is extreme or dangerous, the judge should excuse the handler rather than signal the failure.

- If a handler steps on a ground support causing the equipment to fall over or the top bar or plank to displace while the dog is performing it, then an “F” must be assessed.
- Handler contact with the dog sometimes occurs on the course. Handlers may stand anywhere they wish in the course area to direct their dogs around the course (except for on the equipment). There are various reasons for contact, and not all should be faulted. The fundamental point in deciding whether or not to fault the contact is whether or not it aided the performance of the dog or whether the handler knowingly placed himself or herself in a position where contact was a possibility (e.g. in attempting to enhance the dogs performance).
- A handler who knocks over the free-standing wing of a jump is assessed an “F”.

The following are examples of contact that would be faulted:

1. Any contact between the dog and handler at the contacts, table, or weave poles shall be faulted. In this case, the dog’s movement is restricted by the performance of the obstacle and the handler has decided to place himself or herself in close proximity to the dog, usually to enhance performance. This places the handler under greater scrutiny, and any contact under such conditions shall be faulted.
2. Dogs lunging and touching the handler’s hands because of the handler using his or her hands to guide the dog or “fake treat” the dog.
3. Handlers touching dogs by using knees or other body parts to guide the dog on, in, through, or off an obstacle.
4. Dog-handler contact or collision (inadvertent or not) that keeps the dog from going off course, picking up a run-out or refusal, or aids in the entry or approach to the next obstacle.
5. Handlers touching his or her dog to untangle the dog from the chute fabric is assessed an “F.” However, if the chute fabric has come off the barrel or rigid section of the closed tunnel, this would be an equipment malfunction and would not be subject to an “F” for a handler touch (see Chapter 6 of these Guidelines for Equipment Malfunctions).

Examples of when a dog would not be faulted for contact would be:

1. Inadvertent contact between the dog and handler where no advantage to the dog has been gained and no fault has been avoided. *Exception: Any contact at the contacts, table and weave poles.*
2. If a dog has fallen off an obstacle or crashed a jump and may be hurt, the handler should not be faulted for checking the dog out to make sure it is ok. The dog should be faulted for the error on the obstacle, but no additional penalty should be assessed. If the dog has not faulted an obstacle and the handler feels the need to check out the dog, the handler

- should receive an “F” for touching the dog, but not be excused for this act (see “Excusals” for when you would excuse a handler for touching the dog).
3. Dogs jumping on handlers out of insecurity or excitement. This type of contact is innocent and should not be faulted unless the dog is nipping (see Excusals).
  4. Handlers who are stumbling or falling and are trying to save themselves from injury.

### **Excusals (E):**

Excusals are infractions that are fairly serious in nature and result in the immediate end of the run. The judge shall immediately blow the whistle and instruct the exhibitor to leave the ring. The judge may need to explain to the exhibitor the reason for the excusal if it is not apparent. The length of the explanation and the general tone shall be dictated by the nature of the offense. Exhibitors excused from the ring must immediately and politely stop working their dog and leave the ring with their dog. Judges should consider filing a Misconduct for handlers not following their verbal instructions to leave the ring with their dog.

The Regulations contain a list of infractions that result in an excusal. The following are some additional guidelines for assessing excusals:

- **Excessive handling:** A handler should be excused when it is evident that the dog is completely untrained on the obstacles to the point that the dog would not be able to perform the obstacles without extreme movements on the handler’s part. Some examples are a handler leaving the dog at one end of the tunnel and going to hands and knees at the other end to call the dog through, and a dog that needs (fake) baiting by the handler throughout the entire course.
- **Harsh commands:** Some handlers get so excited that they start shouting their commands in negative tones. They usually are not even aware that they are doing this. In general, this should not be faulted, although you may bring it to their attention when you get a chance. Sometimes handlers become very frustrated with their dogs, particularly if they think their dogs are intentionally disobeying. In these cases, you can hear a distinct edge in the handler’s voice. The best time to warn a handler that his or her commands are too harsh is when the dog is on the table, since it is usually under control at this time. Consider the extra time it takes to warn the handler as a penalty. If it is not convenient or if it is too late to warn the handler during the run, do not hesitate to excuse the handler. (see Responsibilities to Spectators in Chapter 1, Section 1 of these Guidelines).
- **Unsportsmanlike conduct:** Any instances of unsportsmanlike conduct should result in immediate excusal from the ring. In cases when the conduct is extremely severe, such as dog abuse in the ring or verbal abuse,

- the infraction may also warrant a misconduct hearing.
- Dogs that leave the ring and/or discontinue working: Dogs that willfully leave the ring during their run should be excused. This is different from a dog whose momentum carries it out of the ring due to obstacle placement in close proximity to the ring barrier. In this case, the dog would not be faulted. A dog that willfully leaves the ring does so through his or her own volition. Sometimes this is an avoidance of the agility equipment or handler or just an opportunity to check out a toy or treat, another dog, or some other outside inducement. The type of ring barrier shall not be considered when assessing this penalty.
  - Dogs that are unresponsive and/or out of control.
  - Four paw rule: If a dog commits all four feet on any ascent portion of a contact obstacle and fails to negotiate the ascent side of that obstacle, the judge shall instruct the handler to move on to the next obstacle, or be excused.
  - Fouling the ring: Dogs that foul the ring, including dogs throwing up, should be excused.
  - Inappropriate collars: Discovery of an inappropriate collar on a dog after the run has started shall result in an excusal.
  - Running the course with handling aids: Food, toys, and training devices are not allowed in the ring at any time. Articles of clothing such as glasses, keys, etc., if thrown for the dog to chase at the end of the round would also then be considered handling aids. Judges should not require exhibitors to remove keys, wallets, cell phones, pagers, etc., from their person, as just having them is not a training inducement. However, an exhibitor who uses one of these items as a training device, such as throwing it upon completing a run, or jingling keys in his or her pocket with a hand as an inducement for or punishment of the dog, should be excused.
  - A handler who purposefully touches the dog (petting on a contact zone, picking up the dog to place it on the table or back on a contact zone), or the handler who uses negative touches, such as corrections, must be excused for training in the ring (see Chapter 7, Section 6 of these Guidelines).
  - Training in the ring: See Chapter 7 of these Guidelines for examples.
  - Aggression of the dog towards the handler, judge, or ring crew: If a dog bites at its handler and holds on to clothing or continually attempts to nip at its handler, such that the run is more about not getting bitten than it is about agility, the dog must be excused from the ring. (Refer to Chapter 1, Section 1; Responsibility to Spectators in these Guidelines). If a dog is aggressive to the judge or ring crew, the dog must be excused (or disqualified depending upon the circumstances) and a report filed with the judge's report.
  - Failure to comply with the judge's verbal directions: Use this area of the regulations when there is confusion. If the exhibitor fails to comply with

your verbal instructions, he or she should be excused from the ring. The following are examples of when you may need to say something:

- i. If a handler absolutely refuses to be on the line as directed, has been warned by the judge, and is still not on the line, causing delays, this would be failure to comply with the judge's verbal directions.
  - ii. If there is confusion at the start line, and the handler has been told by the timer to go but does not go, the judge should say "go now." If the handler fails to comply, he or she should be excused.
  - iii. If the dog just can't figure out how to get into, on, through, or over an obstacle and the handler, after many attempts, continues to try, the judge should tell the handler to move on to the next obstacle. If the handler fails to comply, he or she should be excused. Judges should allow a minimum of four to five attempts on each obstacle.
  - iv. A handler who fails to heed the judge's warning about harsh handling or the 4-paw rule is failing to comply with the judge's verbal directions.
- Dogs that get tangled up in the closed tunnel fabric, hung up going through the tire, or falls off the ascent side of the a-frame, seesaw or the ascent or middle plank of the dog walk and the handler chooses to immediately reattempt the obstacle once, must then leave the course.
  - Veterinarian: The only situation that would require the judge to request the services of the show veterinarian would be when a dog in the ring requires immediate medical attention or when a judge needs the show veterinarian's recommendation concerning the health of the dog in the ring. The judge must excuse a lame dog or any dog they deem as unfit to participate from competition (refer to the *Regulations for Agility Trials* Chapter 1, Section 31).

## **SECTION 5. Judge's Hand Signals**

### **Standard Hand Signals:**

The judge shall signal faults to the scribe by use of the standard hand signals and the use of the whistle, as described in Chapter 4, Section 4 of these Guidelines.

### **Correcting an Incorrect Hand Signal:**

If the judge inadvertently signals a fault, the judge should correct it immediately with the scribe once the dog has finished the run. The judge should go to the scribe and explain the change and look at the scribe sheet if there is any question as to whether the scribe has recorded the intentions of the judge correctly. This is also true if a judge wishes to add a fault that was not originally signaled on the course.

### **Signals for Multiple Faults That Happen Quickly:**

Judges must be aware that scribes may miss a hand signal if many faults happen quickly on the course. Different scribes have different abilities to record a quick succession of signals from the judge; therefore, the judge needs to slow the process down so that scribes can accurately record all faults signaled. If the dog has incurred several faults in a very short time, it is likely that the judge will need to slow the process down for the scribe. The judge may be signaling faults that happened even after the dog has left the area where the faults were incurred. To help the scribe out, deliberately and confidently raise your hand with the proper fault signal then lower it. Each fault should have a separate raise of the hand to identify a separate fault. Switching hands for faults that happen quickly will greatly help the scribe understand that you have signaled separate faults rather than hesitantly signaling the same fault when using the same hand.

### **Follow these steps to ensure accuracy in recording your hand signals:**

- Make sure that your scribes know the proper letter to record on the scribe sheet for each hand signal.
- Do not signal a fault until after it has happened. Sometimes judges can see something coming and will start to fault the dog, but the dog makes a great recovery, resulting in no fault. In this case, you would need to fix the incorrect signal at the end of the run.
- Do not raise your hand to signal a fault until you know which type of fault it is that you are going to signal. Do not raise your hand in a fist and open it up into an open hand once it is up. Scribes will wonder if this is an “R” or a “W,” thinking that you changed your mind while raising your hand, or both an “R” and a “W,” thinking that you just didn’t bring your arm down.
- Hold your calls if the A-frame is between you and the scribe, until you are clearly visible.
- Switch hands for multiple signals that happen quickly
- Generally, you should never take your eyes off the dog since you may miss a fault. One exception to this is that when the dog has failed an obstacle, you may want to look at the scribe briefly as you signal the “F” to make sure that the scribe sees this fault, which will prevent the dog from qualifying.
- The signal to your scribe for an Excusal (“E”) is your whistle, blown loud enough to be heard by your scribe.

Remember, scribes are to be watching the judge, not the dog. Scribes can only record what you signal, no more and no less, so you must be clear in your signals.

### **Hand Signals for the International Sweepstakes Class (ISC):**

A judge must be clear with the scribe regarding hand signals in the ISC Class,



since they are different from signals used in the Standard Classes. The following is a list of the hand signals for this class:

- Use an open hand (which should be recorded as an “S”) for standard faults such as a knocked bar or missed contact zone. These are all 5-point faults.
- Use a closed fist for refusals and run-outs (same as in the Regular Classes).
- Use two open hands as an “F” for faults that will fail the dog and keep it from placing, such as a wrong course or handler-dog contact. This is done so the dog and handler may complete the course even though they have no chance of placing.
- Use a whistle for an excusal or when a dog has exceeded the fault limit if one has been imposed. Handlers should be encouraged to quickly exit the ring if excused. It is of no importance if the dog takes obstacles on its way out.

### SCRIBE SIGNALS: ISC CLASSES

<b>Fault</b>	<b>Judge’s Signal</b>	<b>Symbol recorded on sheet</b>
Refusal	Raised fist	R
Standard Fault	Raised open hand	S
Failure	Raised two open hands	F
Elimination	Blow the whistle	E

## CHAPTER 6

### FAST CLASS

#### SECTION 1. Course Design

##### General Course Design Requirements

All courses must meet the usual safety standards set forth in the Regulations for Agility Trials and elsewhere in these Guidelines. In addition, the following factors must be taken into consideration when designing courses for the FAST class:

- All courses must adhere to spacing and safety requirements indicated in the AKC design guidelines.
- The Start Line must consist of a single straight line or two intersecting straight lines, allowing handlers wide latitude when planning their strategy.
- No obstacle, including the Finish Obstacle, may be placed on the approach side of the Start Line.
- A bar jump, one-bar jump (Open and Excellent), or open tunnel that is not assigned a point value must be designated as the Finish Obstacle; to improve efficiency, it is recommended that it be placed in close proximity to the ring exit.
- The Start Line and Finish Obstacle must be placed so as to allow for hand timing. The Finish obstacle must be placed on the course in such a manner that would not require the timer to move from one static position.
- A Send Bonus consisting of 2 (Novice), 2 or 3 (Open), or 3 (Excellent) obstacles must be designated. The Excellent level Send Bonus must have a change of direction or discrimination element included.
- Obstacles that are part of the Send Bonus must be 5-10 feet (Novice), 10-15 feet (Open), or 15-20 feet (Excellent) from the Send Line. In the Send Bonus portion of Excellent or Open Level courses, the second of the three obstacles may be plus/or minus a maximum of 5 feet from the distances required above. This variance can only be used in Open level classes if there are 3 obstacles being used in the Send Bonus portion of the course. To determine distance from the Send Line, all jumps, including the tire, must be measured from the closest end of the jump bar or from the closest portion of the outer tire edge, not from the edge of the wing or tire frame. All other obstacles, including tunnels, contacts, and table must be measured from the closest edge of the obstacle. (See diagram 6.1.1)
- The exit of an obstacle that is part of the Send Bonus may be placed closer to or further from the Send Line than the mandated handler restriction distance for the class level; however, no obstacle may terminate on or past the Send Line. *The only exception is that at the Novice level, contacts and weave poles, if used as part of the Send Bonus, must be a consistent 5 feet from the Send Line (i.e. both the start and finish of the obstacle must be 5 feet from the Send Line).*

- The contact obstacles and Send Bonus must be positioned in such a way that the judge can consistently judge all contact zones, identify refusals and runouts on obstacles that are a part of the Send Bonus (other than the first Send Bonus obstacle), and determine whether the handler has crossed the Send Line prior to completion of the Send Bonus.
- Jumps designated as being worth 1 point should be winged. In Open and Excellent, bar jumps or one-bar jumps may be used.
- A single set of weave poles (6 poles in Novice and 9-12 poles in Open and Excellent) must be used. The required number of weave poles may be placed in the body of the course or may be part of the Send Bonus. The weave poles may not be separated into two or more smaller sets.
- The sum of the point values of the obstacles that make up the Send Bonus must be between 5 and 15.
- All other obstacles other than the triple bar jump, seesaw, broad jump, and closed tunnel are bidirectional (i.e. they may be taken in either direction to earn points). However, the judge may designate one or more obstacles that can be taken in only one direction to earn points; this is usually done to increase the difficulty of the course.
- The Finish Obstacle must always be bidirectional.
- A single bidirectional obstacle may be designated as a dual point value obstacle (i.e. worth a certain point value when taken in one direction and a second point value when taken in the other direction). Jumps designated as being worth 1 point cannot be designated as dual point value obstacles. A dual point value obstacle may not be taken back-to-back to earn points.
- Approach angles and obstacle spacing for obstacles that are part of the Send Bonus must adhere to guidelines for the class level.
- Obstacles in the body of the course must be placed a minimum of 8 feet from the Send Line to minimize the risk that handlers will run into these obstacles while directing their dogs through the Send Bonus.
- A minimum of two unique contact obstacles are required to have a point value.

### **Course Submission Requirements**

In addition to the elements required on all courses submitted for review, the following elements must be included on all FAST courses submitted for review:

- The 6 jumps designated as being worth 1 point and the 9 obstacles (or combination of obstacles) designated as being worth 2 through 10 points must be indicated. Numbers indicating point values must be placed in such a manner to as clearly indicate whether the obstacle is unidirectional or bidirectional.
- The Finish Obstacle (bar jump or open tunnel) must be indicated.
- The Start Line must be indicated.
- You must designate a specific ring entry and exit on the course.
- The Timer position must be indicated. The Timer must be positioned so

that he or she can see the plane of the Start Line as well as the plane of the Finish Obstacle.

- The entrance and exit to the course must be shown with the entrance closest to the timer/scribe for verification of the correct scribe sheet.
- The distance from the entry point of each obstacle in the Send Bonus to the closest point of the Send Line must be shown.
- The general judging area must be indicated.

### **Adding interest to FAST courses**

Although the wide latitude in obstacle selection, including selection of obstacles in the Send Bonus, and obstacle placement allows for a great variety among FAST courses, additional factors can be used to add interest to individual courses:

- Use an obstacle that is not assigned any point value to assist the flow into the Send Bonus.
- Use a 1-point jump (unidirectional or bidirectional) in the Send Bonus.
- Use a change of direction and/or obstacle discrimination in the Send Bonus at the Open level.
- Use one combination of obstacles in the body of the course that is assigned a single point value. Combinations should consist of 2 or 3 obstacles (in Novice, combinations may consist of only 2 obstacles). A combination may not be used in the Send Bonus. A combination is considered one obstacle with one point value. When combining pointed obstacles within a combination, the pointed obstacles must not coincide with the combination point values. (See diagram 6.1.2)

When designing courses for multiple class levels, various methods can be used to increase interest. There must be either directional or obstacle value changes that increase point accumulation difficulty as you progress from Novice to Excellent.

- Vary the point values of obstacles between class levels.
- Change the flow of obstacles in the Send Bonus between class levels.
- Change the direction in which unidirectional obstacles must be taken to earn points between class levels to increase or decrease the difficulty associated with obtaining points.

## **Section 2. Judging**

### **General Requirements**

- No obstacle may be taken back-to-back in an attempt to earn points. Thus, if any obstacle has been committed to with all four paws (regardless of whether faulted or not), it may not be immediately reengaged in an effort to obtain points.
- The same contact obstacle may not be taken back-to-back in an attempt to earn

points. However, points may be awarded for two different contact obstacles taken in succession.

- No bars or panels on any jumps will be reset during a run.
- Points are awarded only for obstacles successfully completed before the Standard Course Time whistle is blown. A dog is considered to have completed an obstacle when all four paws have touched the ground after the obstacle. This includes all four paws on the ground after a jump or tire, all four paws out of a tunnel or chute, all four paws past the plane between the second-to-last and the last weave pole, and all four paws on the ground after a contact obstacle.
- Once the SCT whistle has blown, no further points will be awarded.
- MCT shall be SCT plus 20 seconds.
- Because of the strategic nature of this class, any outside assistance will be scored as an “E”.
- Handlers that jump over or cross through obstacles must be faulted. The judge shall blow the whistle excusing the handler from the ring and the scribe sheet shall be marked with an “E” and not time entered (NT).
- In a combination, if one of the obstacles is faulted but all the obstacles are still available to gain points, (i.e. the dog jumps the second jump in the combo from the wrong direction), the dog must attempt another obstacle before reattempting the combination.

### **Re-run for Time**

If the malfunction of the timing device is discovered after the run is over, the judge must check the scribe sheet to determine the following:

- If the Send Bonus was faulted, nothing further needs to be done and the run will be scored as a NQ.
- If the Send Bonus was awarded and the dog had obtained enough points to qualify, the dog will have to re-run for time, unless a video of the run is available to determine the time by clearly showing the start of the run, point accumulation, and the dog completing the finish obstacle.

During the re-run:

- The dog’s score will be set back to zero.
- The dog must complete the Send Bonus; however, the handler is allowed to enter the Send area with the dog and will not be faulted for doing so.
- The dog must complete each obstacle in the Send Bonus but will not be faulted for dropped bars, missed contacts, refusals or wrong courses.
- The dog is considered to have completed the obstacle when all four paws have passed through the uprights of a jump, passed the pivot point of the seesaw, the apex of the a-frame or is on the descent ramp of the dog walk, and exits the obstacle with all four paws on the ground.
- The dog must complete the tunnel and the weave poles from start to finish.
- The body of the course will be scored as a new run.

- Dropped bars and missed contacts will not earn points in the body of the course.

If the malfunction of the timing device is discovered before the run is over, the timer shall blow the whistle or sound the timing horn to let the judge know there is a timing malfunction. The judge must check the scribe sheet to determine the following:

- If the Send Bonus was faulted, nothing further needs to be done and the run will be scored as a NQ. The judge may excuse the dog from the ring unless the judge feels that there was substantial time left in the run, and may instruct the timer of the remaining time and allow the handler to continue the run; however the run will still be scored as an NQ.
- If the Send Bonus was never attempted before the timer indicated there was a malfunction, the run will simply begin again with a score of zero. Since the Send Bonus was never attempted, the handler must stay outside of the Send Zone when the dog is attempting the Send.
- If the Send Bonus was awarded, the handler and dog must re-run according to the criteria listed above.

If the horn sounds after the dog has taken the finish obstacle, which indicates that the timer did not stop, the judge may offer the handler either standard course time or a re-run for time, as long as the Send Bonus was awarded and the dog had obtained enough points to qualify.

If the dog has taken the finish obstacle and the timer notices the time is still running, he/she may hit the STOP button. If this time is at or under the standard course time, the judge may offer the handler either standard course time or a re-run for time, as long as the Send Bonus was awarded and the dog had obtained enough points to qualify.

In both these cases, the judge should check with the timer to determine that the time was started correctly at the beginning of each run prior to offering this choice to the handler.

### **Send Bonus Requirements**

- The Send Bonus may be engaged at any time during the run after crossing the Start Line and before completing the Finish Obstacle.
- “FAULT” will be called if the handler is inside the Send Zone or stepping on the Send Line when the dog commits to the first obstacle in the Send Bonus in the correct direction or if the handler steps on or over the Send Line before the dog has completed all obstacles in the Send Bonus. The dog will be considered to have committed to the first obstacle in the Send Bonus when the dog has placed all four paws over, on, or into the obstacle and will be considered to have completed all obstacles in the Send Bonus when all four paws are on the ground after the last obstacle in the Send Bonus.

- The handler and dog may pass through the Send Zone at any time during the run; however, the handler must be outside the Send Zone when the dog commits to the first obstacle of the Send Bonus in the correct direction. A dog is considered to have committed to an obstacle if it has placed all four paws over, on, or into the obstacle.
- Successful completion of the Send Bonus is worth 20 points. In addition, the point values of the individual obstacles in the Send Bonus are awarded. Thus, 25 to 35 points (i.e. 20 points for the Send Bonus plus 5 to 15 points for the individual obstacles) will be awarded when the Send Bonus is successfully completed.
- A dog may take any single obstacle in the Send Bonus in the un-pointed direction without penalty. However, if two Send Bonus obstacles are taken in succession in reverse order, “FAULT” will be called.
- If the first obstacle in the Send Bonus is taken in the un-pointed direction, the dog must complete another obstacle before engaging the first obstacle in the Send Bonus since back-to-back obstacles are not permitted.
- If a jump that is a part of the Send Bonus is taken in the un-pointed direction and a bar or panel is displaced, “FAULT” will be called and the bar or panel will not be reset.
- If a bidirectional obstacle in the Send Bonus is taken prior to the start of the Send Bonus, “FAULT” must be called, because the obstacle was taken in the correct direction before the first obstacle in the Send Bonus was taken.
- If the dog places 3 or fewer paws onto or into the first obstacle in the Send Bonus without continuing on, the handler may have the dog immediately reengage the obstacle in an effort to earn the Bonus points without any penalty.
- Once the first obstacle in the Send Bonus has been completed, “FAULT” will be called if the dog refuses or runs by any subsequent obstacle, or takes a wrong course in the Send Bonus.
- If the weave poles are part of the Send Bonus, they must be completed correctly for the dog to earn the Bonus points. The weave poles are considered to have been completed correctly if the dog enters between the first and second poles in the correct direction and completes all poles in succession from the first to the last pole. The weave poles are considered completed when the dog has all 4 paws past the plane between the second-to-last pole and the last pole.
- “FAULT” must be called if the Send Bonus was never attempted.
- When the first obstacle in the Send Bonus is a contact obstacle:
  - If a dog has committed to the contact with all four paws and jumps off before beginning the descent, the dog must engage another obstacle before re-attempting the contact obstacle or “FAULT” will be called.
  - “FAULT” will be called if the dog misses the up contact zone on the teeter or if the dog misses the down contact zone on any contact obstacle.
  - “FAULT” will be called if the handler is on the line or inside the Send Zone when the dog gets all four paws on the contact in the correct direction.

- When the first obstacle in the Send Bonus is the weave poles:
  - If a dog has committed to the weave poles with all four feet crossing the center line between poles one and two, and it misses a pole while weaving, the dog must engage another obstacle before re-attempting the weave poles from the beginning or “FAULT” will be called. The weave poles must be correctly completed as a single set, so long as the handler remains outside the Send Zone.
  - “FAULT” will be called if the dog back-weaves thus incurring a wrong course for the Send Bonus, after having correctly entered the poles from the proper direction.
- When the first obstacle in the Send Bonus is a tunnel:
  - If a dog has committed to the tunnel with all four feet and does not properly complete it by reason of exiting the entrance with all four paws, the dog must engage another obstacle before re-attempting the tunnel or “FAULT” will be called.
- When the first obstacle in the Send Bonus is a tire or bar jump:
  - If the dog passes under the bar or between the tire and frame with all four feet, it is considered to have attempted the jump or tire and a “FAULT” will be called if another obstacle is not engaged prior to reattempting the tire/jump.

### **Actions that Result in a Whistle Fault (Excusal)**

- Harsh corrections or training in the ring, whether at the start line, during the run, or immediately after the run prior to exiting the ring. This includes touching the dog while on a contact or taking the dog’s collar to guide it into the weave poles.
- Handler contact that aids the dog to the finish obstacle.
- Any action that would cause an excusal in the regular classes, excluding the Four Paw rule. This also includes a handler that: i.e. passes through the plane of the weaves poles, jumps over the plank of the Dog Walk or runs through the uprights of a jump.
- A handler that stops the time at the finish obstacle instead of the dog passing the finish line to do so.
- A whistle indicates that a fault calling for elimination or mandatory excusal has been incurred. The dog and handler must be excused from the ring, and the scribe sheet must be marked with an “E” in the fault section and an “NT” in the time slot, to indicate a non-qualifying score.

### **Finish Obstacle**

- Only bar jumps, one-bar jumps (Open and Excellent only), and open tunnels may be used as the Finish Obstacle.
- The Finish Obstacle is always bidirectional.
- The Finish Obstacle is “live” at all times once the dog has crossed the Start Line; time is stopped and the run finished whenever the finite line of the Finish



- Obstacle is broken regardless of whether the obstacle was completed or not.
- The Finish Obstacle should be closer to the exit side of the course to allow the handler and their dog to exit the ring without crossing in front of the other team that has just entered the ring.
  - If so desired, the handler may direct the dog to the Finish Obstacle any time prior to the SCT whistle being blown as part of the handlers' strategy to minimize any possible point loss due to time penalties.
  - A dog cannot qualify unless a time is recorded.
  - No penalty is assessed if the Finish Obstacle is faulted.

## CHAPTER 7

### WHAT-IFS WHILE JUDGING

This chapter addresses many of the non-typical things that can come up while judging. However, neither this chapter nor this booklet can cover all situations, nor can they substitute for common sense. For situations that come up that are not specifically spelled out, you will be required to make decisions that are fair and impartial for both the exhibitor involved and those against whom he or she is competing.

You should address any questions you have about judging procedure or conduct to the Director of Agility or an Agility Field Representative. Do not hesitate to call or write the AKC Agility Department. If you are judging at a trial and have questions and are unable to connect with any of the AKC agility personnel, the next person you should turn to would be another judge of record for that trial.

#### SECTION 1. Starting Errors

Various problems can occur at the start of each run, including exhibitors who delay starting the course after being told to go by the timer (delay of start), exhibitors who start too early prior to the timer giving the signal to go, and stopwatch/e-timer malfunctions. Listed below are various ways to handle these issues.

**Delay of start:** Sometimes the start area can be quite confusing for an exhibitor. Exhibitors are often trying to tune into their dogs and prepare for their run. At times, they may not hear the directive from the timer to go. Some handlers obsess at the start line and delay the trial for no good reason. To make it clear to exhibitors who seem to be having a problem hearing or understanding the timer, the judge should repeat the timer's directive to go. If the handler continues to delay, then the judge should excuse the handler for failing to comply with the judges' verbal instructions. The judge vocalizing the instructions to the handler takes away any confusion that can be claimed by the handler.

**Exhibitors Who Start Too Early:** In most cases, an exhibitor or dog that starts before the ring crew and judge are ready probably has done so out of nervousness. The judge or timer should blow a whistle once it has been discovered that the dog has been started without the timer's direction. If the judge has decided that the handler has acted out of innocence, the dog should be restarted at the beginning of the course once the ring crew and judge are ready. The dog should not be repositioned in the run order, since the error was the handler's, and the handler cannot lead out from the dog.

- Any faults incurred would remain in place so long as the judge was in the proper judging position. Judging would, therefore, begin in the restarted course at the approach to the obstacle after the early start was discovered.
- If no faults were incurred prior to discovery of the early start, judging begins with the approach to obstacle #1.
- In cases where the judge was not in the proper judging position when an early start happened, judging shall begin at the approach to obstacle #1.

**Lead Out Advantage:** Handlers often attempt to gain an advantage by placing their dogs in a stay prior to the start line and leading out on the course. The handler incurs some risk in attempting this maneuver to gain the advantage of a head start on the dog. Some of the risks include dogs that break early, dogs that start the course before the handler is ready, and dogs running out around obstacle #1. The following policies should be adhered to regarding lead out advantage:

- Once the Timer has given the handler the okay to start, handlers may lead out as many obstacles as they wish.
- A handler may touch the dog to position the dog for the start of the course and may return to the dog and reposition it nicely, without restriction, as long as neither the handler nor the dog has crossed the start line/plane.
- Once a handler crosses the plane of obstacle number one with one foot to lead out, he or she may not touch the dog for any reason. If the handler does so, he or she shall be faulted with an “F” or “E”, depending on the circumstances. (*i.e. an “E” would be in order if the handler returned to the dog and touched it for any reason; an “F” would be in order for the handler who returned to the dog, started the course without touching the dog, and unintentional contact occurred which aided the dogs performance over the first obstacle*)
- Once a handler has taken a lead out, if the dog breaks position (without crossing the start line), the handler may go back to reposition the dog to successfully approach obstacle #1, however, the handler may not lead out again, nor may the handler touch the dog while repositioning it.
- If a dog breaks before the handler is ready and has started the course either by completing the first obstacle or by crossing the plane of the start obstacle, the handler may not reposition the dog at the start of the course. This is training in the ring, and the handler shall be excused.
- If the handler leads out BEFORE the Timer has indicated that they may start their run, the judge shall decide whether the infraction warrants the loss of the lead-out advantage as with a nervous new handler, or an Excusal for training in the ring.

**Stopwatch/E-timer Malfunctions:** Sometimes a stopwatch/e-timer or a timer’s thumb will malfunction. The timer should be instructed to make sure the watch/

console is running by looking at it each time a dog crosses the start line.

- If the watch/e-timer is not running, the timer shall blow the whistle or press the horn button if the handler has not completed the first 3 obstacles. Any faults incurred by the dog in the first three obstacles remain in place. Judging of the performance on the restarted course would begin on the obstacle beyond those obstacles completed when the malfunction was signaled.
- If the malfunction is discovered after the third obstacle, the timer shall not blow the whistle nor press the horn button and shall allow the dog to compete the run, notifying the judge at the end of the run. If the dog had a qualifying score based on course faults the first time through, the dog shall be rerun for time only. The handler will have the option of restarting the course immediately, at the end of the jump height, or at the end of the class (if the dog is already at the end of its jump height.) If there is a videotape that shows the start and end clearly and the handler wishes to use it for determination of the dog's time, the judge may time the dog's performance on the tape, thus avoiding a rerun.
- If e-timing fails during a jump height, the Timer will use hand timing for the remainder of the height class.

Prior to a rerun for time:

- The judge must determine ahead of time whether or not the dog clearly completed the course under standard course time.
  - If it was **clear**, beyond a shadow of a doubt, that the dog was under time, the judge shall instruct the handler that the dog's time will be the *lesser* of the actual rerun time or standard course time. The judge may assign standard course time if the exhibitor does not wish to rerun or if the dog does not complete all obstacles on the course. If the handler runs their dog in an unsafe manner, the judge will ask the handler and dog to leave the ring. Standard course time and a qualifying score will then be assigned to the dog.
  - If it was **unclear** to the judge as to whether the dog completed the course under standard course time, then the judge shall instruct the handler that the rerun time will be used regardless of whether it was close to the dog's original time or not. A dog that does not complete all obstacles in this case, or a handler who runs his or her dog in an unsafe manner solely trying to get a better time, shall be given an "E" and excused. A dog shall be eliminated for fouling the ring during a re-run in this case.

Prior to a rerun for time, the handler must be briefed that:

- The dog had a qualifying score and any course faults that may have been incurred remain in place for the dog's final score.
- In a rerun where the judge was unclear as to whether or not the dog

was under standard course time, the dog must perform all obstacles completely (including all weave poles, the entire 5 second table count in the standard class, and ascending and descending each contact obstacle). The 4-paw rule is not in effect on a rerun since the dog must perform all obstacles.

- Dogs shall not be faulted for any course faults while they are on a rerun. The dog's original score remains in place and the new time is added to the scribe sheet.
- Handlers and dog should perform the rerun in a safe manner.

**Dogs Jumping in the Wrong Height:** It is the exhibitor's responsibility to know what height division the dog is jumping in at any given trial and for verifying the proper jump height is set prior to running. Dogs must compete in the height division in which they entered unless, prior to their run, a measuring official has moved them to a different height division. If a measuring official has moved them to a different height division, they must then run in the new height division to which they have been moved. If a dog runs or has been started at a wrong height (whether higher or lower) it shall be given an "E", regardless of whether the dog completed the course or not. The dog cannot be rerun in the proper jump height.

## **SECTION 2. Equipment Malfunction**

The chief course builder is responsible for ensuring that the equipment on the course is safe and is set and operating correctly. The judge shall also inspect all equipment prior to starting the class. Still, equipment will malfunction from time to time. Severe malfunctions will require you to come to a fair solution with the exhibitor. Equipment that is wobbly or less than perfect is not considered to be severely malfunctioning; however, every attempt should be made to remedy any and all equipment problems as soon as they are discovered.

Examples of severe equipment malfunction include:

- Table and contact obstacles that fall apart when the dog is on them.
- Chute fabric that comes off the rigid portion of the closed tunnel.
- Weave poles that break off or pop off of the base.

When a severe equipment malfunction happens, it may be possible to instruct the handler to continue on the course and deal with the problem once the dog has finished and has a score and time. For example, if a weave pole is broken, and the dog has picked up a refusal and must go back and reattempt the poles, but the pole is now lying on the ground and can't be weaved, it would be best to go on with the course. After the dog finishes the course, you would then instruct the handler (if the dog had a qualifying score other than at the malfunction) to reattempt the poles, beginning one to three obstacles prior

to the poles. Judging commences with the dog's approach to the poles, and continues until the dog has exited them.

Sometimes the malfunction affects the dog or handler greatly, and the run basically stops at that point. In these cases, the equipment should be fixed, and the dog should be given an opportunity to perform it (one time) immediately, to re-acclimate itself to the obstacle prior to completing the course or the rerun as described below. If the dog had incurred faults that would keep it from qualifying prior to the severe equipment malfunction then, the handler should be allowed to simply complete the course at that time. If the dog was qualifying at the time of the severe malfunction, then the handler would be instructed that a rerun would be necessary. All faults incurred in the first run (up to the point of the malfunction) would remain in effect, and judging would begin at the point where the severe equipment malfunction occurred.

Exhibitors must be briefed with rerun criteria as stated in stopwatch/e-timer malfunctions.

### **SECTION 3. Ring Steward Error**

On occasion, a ring steward will set a piece of equipment, such as a bar, table, or tire incorrectly and the judge will not discover it until it is too late. The following are some guidelines as to what should be done to rectify the situation. Try never to fault or disadvantage a dog for your ring crew's error.

- A Piece of Equipment set too low: If the handler questions the height of an obstacle set too low while running, the judge should instruct the handler to go on and complete the course, finishing all obstacles. If the obstacle set too low was a single-bar, one-bar jump, or panel jump, no rerun is necessary. If the obstacle was a table, tire, double, triple or broad jump, and the dog has a qualifying score after finishing the course, the obstacle should be set correctly, and the handler should be instructed to have the dog reattempt the obstacle (with a one to three obstacle sequence leading in to it) to demonstrate that the dog can complete the obstacle correctly.
- A Piece of Equipment set too high: If no error has taken place, no further action is required. If the dog has displaced the top bar or plank of a single-bar, one-bar jump, or panel jump that is set too high, no faults should be assessed. No rerun is necessary, as the dog has demonstrated the ability to successfully complete single jumps elsewhere on the course. If the dog has displaced the top bar of the double or triple bar jump that is set too high, stepped on or visibly moved a broad jump board when the jump is set too wide, knocked over the tire jump because it is set too high, or refused the table because it was set too high, the dog should finish the course and the handler should be instructed by the judge to do

so. If the dog has a qualifying score after finishing the course, except for the incorrectly set obstacle, the obstacle should be set correctly, and the handler should be instructed to have the dog reattempt the obstacle (with a one to three obstacle sequence leading in to it) to demonstrate that the dog can complete the obstacle correctly. Similarly, if the dog refuses or runs out on an obstacle that is set incorrectly, the handler should be instructed to finish the course. If the dog has a qualifying score except for the incorrectly set obstacle, the obstacle should be set correctly and the handler should be instructed to reattempt the obstacle. If the handler stops (becomes lost or disoriented), losing significant time, the judge may offer a rerun, if the dog was qualifying to that point. The same criteria as listed under stopwatch/e-timer malfunction would be used. If the dog was not qualifying to the point where the malfunction happened, then the handler may finish the course but no rerun is allowed.

#### **SECTION 4. Dealing with Ring Crew Problems**

As the judge, you are hired by the club to judge the dogs entered in the trial and to administrate proper ring procedure. You must work with the club to ensure that the ring crew is functioning properly. It may be necessary to replace someone in his or her assigned task to ensure that the trial continues as efficiently as possible. The replacing of ring crew members should not be done without consideration for its effect on the club. Requests to reassign ring crew personnel should be directed to the Trial Chairman or Chief Ring Steward for action.

#### **SECTION 5. Judge's Error**

Judges are human and will make errors from time to time. If a judge wishes to change a call after it has been signaled, the judge should go to the scribe at the end of the dog's run and correct the scribe sheet together with the scribe. If a judge has a change of mind or realizes that an error was made in the proper score of a dog that had run previously, the judge may make a change, as long as he or she is certain that the correction is made on the right scribe sheet for the dog whose score needs to be corrected. The judge must initial any and all changes made on a scribe sheet.

#### **SECTION 6. Training/Correction in the Ring**

Training in the ring can happen at any time during the run, but generally happens only after the dog has incurred a non-qualifying fault. At that time, the handler knows that the dog will not qualify and makes the decision to no longer compete for the best possible score and time. Situations after the dog has NQ'd and where the dog is being corrected for a behavior or a result, such as missing a contact or knocking a bar, should be viewed by the judge more critically.

Training in the ring takes on many different forms. To explain every possible situation for which a judge should excuse a handler would be impossible, however, a few of the more common instances have been listed below.

**The following are some guidelines for properly identifying training/correction in the ring that should result in an excusal:**

1. A handler who purposely touches their dog (with their hands) to get it to perform an obstacle or pets the dog to reinforce a behavior. If a handler asks if they can touch their dog if they are having a problem at an obstacle, you may answer that the handler may either go on to the next obstacle or ask to be excused from the ring, at which time they may hold the dog's collar as they leave the ring. Do not allow them to train/correct their dog in the ring by answering "I will have to excuse you if you do", since this will only enable the handler to do exactly what is not allowed.
2. A handler who corrects a behavior or a result they did not like through some action such as laying the dog down or making the dog sit or stop after a dropped bar or performing a contact that wasn't up to the handlers expectations. This is a punitive action, the intent of which is to tell the dog it was wrong.
3. Handlers who pick up their dogs and replace them on a contact, or direct their dogs to get back on the end of the board to reinforce a stay on the bottom. Handlers who leave their dogs on the bottom of a board after the dog has NQ'd and slowly saunter away are no longer competing, they are training in the ring, unless this was the same handling style that was exhibited while they were still qualifying.
4. Handlers who purposely send their dog back one or more obstacles after making a mistake so that the dog can reattempt (sequence) the portion of the course where the error occurred again. This action is adding to the course length and time for the sole purpose of training the area where the dog had the problem. To aid in the assessment of this action, judge whether the handler is trying to get to the correct next obstacle in the fastest way possible. If they are sending the dog away from the next obstacle after the error instead of moving toward it, this may give you an idea as to whether they may be trying to reattempt a certain sequence again.
5. A handler who replaces a dog on the start line after the dog broke early and started the course by passing the plane of the first obstacle.

**The following are actions that may look like training in the ring but do not result in an excusal:**

1. A handler who checks out his or her dog after it has fallen off something to ensure the dog is not injured. This act should result in an "F", but not an excusal.



2. The simple act of laying a dog down on the course is not training or correcting in the ring. You must judge why the handler is laying the dog down. Situations such as a U-shaped tunnel under a contact can be confusing for a dog that only has eyes for the tunnel, yet the course flow requires the contact to be taken next. In this case, the handler lies the dog down to refocus it and break the tunnel fixation. This is not excusable training in the ring, for the handler is trying to get the dog onto the contact obstacle, which must be performed as the next obstacle prior to going on.
3. If a dog has a runout or committed a wrong course, the handler should be getting the dog back to the proper obstacle as quickly as possible. A dog that does an obstacle or two on the way back to the next proper obstacle (including any of the preceding obstacles prior to the mistake), whether directed to or not by the handler, is simply finding the fastest way to continue on, and should not be excused.
4. If a dog breaks its position at the start line without crossing the plane of the first obstacle but the handler has already crossed the plane of the first obstacle, the handler may go back to the dog, but must leave with it and start the course expeditiously. If the behavior troubles you, verbalize what you want the handler to be doing. If the handler does not comply, excuse him or her for failing to comply with your verbal instructions.

If there are instances where you believe the handler is getting close to being called for training/correcting in the ring, you may warn the handler by telling him or her what to do, such as by saying “go on to the next obstacle now”. If the handler fails to comply, excuse the handler for failing to comply with the judge’s verbal instructions based upon the behavior you judge as being corrective or training.

Harsh or angry corrective commands should always result in an excusal, regardless of whether it is training in the ring or not.

Training in the ring is an excusal (“E”). The judge shall blow the whistle, and the dog and handler must be excused from the ring and leave expeditiously. If the situation warrants it, the judge should consider discussing the infraction with the exhibitor in the ring, with the length and tone of the discussion gauged to the seriousness of the infraction. If an exhibitor refuses to leave the ring after the judge has blown the whistle and informed the exhibitor they are excused, the exhibitor may be held to an Event Hearing based upon but not limited to Unsportsmanlike Conduct during an event.

## SECTION 7. Correct Runoff Procedure for Tied Scores

Runoffs should be held only if two dogs in the same class and same jump height are tied with exactly the same score and time (to the 100th of a second) for a placement of 1st through 4th. If one of the handlers is unwilling to participate in the runoff, the higher placement will go to the other handler and dog. Runoffs shall comply with the following:

- The runoff should be held preferably on the same course just completed by both dogs, or, alternately, on an easier course (e.g. a tie in Excellent can be run off on an Open or Novice level course). If the tie was in a lower class level and a higher level course is the only one available, a portion of the more difficult course may be used for the runoff.
- The runoff course must be of the same type of course that the two dogs originally tied on (e.g. if they tied on a JWW course, then they must be run off on a JWW course).
- The course shall be measured and a standard course time announced if a previously measured course is not being used.
- The course shall be judged and scored as in the standard rules for that class. All errors shall be signaled and recorded on a new scribe sheet marked “runoff” (so it’s not confused at a later date), and the dog’s running time will be recorded.
- The dog with the fewest faults wins the runoff. For scoring purposes, all faults are converted to a numerical basis; regardless of class level (e.g. refusals, wrong courses, and table faults are five faults each; an “F” or an “E” is a 100-point fault). If both dogs have the same numerical score, the dog with the fastest time wins.
- Regardless of the final score of the runoff, both dogs receive the scores and times from their original runs, with both dogs qualifying and the winner of the runoff placing higher in the class. It must be recorded in the catalog that the higher-placing dog was the winner of the runoff.

## SECTION 8. Weather-related Problems

Trials held outdoors are subject to many different weather-related issues. The judge is often looked on to help the trial committee in making decisions on how to deal with weather-related issues; however, final decisions relating to canceling any trial or classes is ultimately the trial committees decision. When dealing with weather conditions, you must be aware that classes or portions of a class **must not be moved from one day to another, since each day is considered a separate trial**. Your decision to delay a class for any reason must take into account those exhibitors who will be driving or flying home and their need to finish in time to get on the road. Additionally, required equipment for the class level may not be removed from the course based on weather conditions.

If you decide to take a break to let the weather clear up, it is wise to break at a jump height change or class change. All dogs within a jump height or class cannot be guaranteed the same weather conditions; therefore, it is possible that some dogs may be affected by adverse weather while others in the same class may not. There is nothing that can be done about this, and no dog shall receive a rerun based on weather. The decision to run or not to run is always the handler's. In situations where the weather is extremely poor, the exhibitors should be briefed that the decision regarding whether to run or not lies with them. The following are some issues that may arise and the actions the judge should take:

**Rain:** Generally agility trials proceed when it's raining. Sometimes, however, the rain is so severe that it may be wise to hold up for a while if you think you can wait it out and the conditions will improve in time for you to finish without excessive delay. You will need to account for the closed tunnel when it's raining as described in Chapter 5 of these Guidelines and in the Regulations for Agility Trials.

**Lightning:** When thunderstorms are present and lightning has been spotted, it is suggested that runs be suspended and the judge, crew, and exhibitors take cover to the maximum extent feasible. Remember to always err on the side of safety. Resume judging after the lightning has passed.

**Snow and Sleet:** It is possible to run in some snow and sleet conditions; however, it can get really difficult, and there must be an adequate ring crew to clear the contacts. If the equipment cannot be made safe, the judge should advise the trial committee that the trial should be suspended until conditions improve or the trial may need to be cancelled.

**High Winds:** Areas of the country subject to high winds can cause problems with the closed tunnel fabric entangling, bars and planks blowing off jumps, and dogs having trouble staying on the dogwalk. Windy conditions can last all day, so you will likely need to fashion solutions to allow the trial to go on. It is up to exhibitors as to whether they wish to run or not. Closed tunnels can have small sandbags placed inside them to keep them in place. Or, in the worst situation; a ring steward can hold a corner of the fabric until the dog goes through. Bars and planks can have rubber bands added loosely around them at the cup location to keep them from being blown off, as long as the bars and planks are still displaceable. If wind conditions merit, the panel jump may be replaced with a bar jump.

## **SECTION 9. Misconduct Hearings**

Misconduct hearings are often held when there is a break in judging or at the end of a class. The judge is not necessarily involved with a misconduct hearing unless as a witness or complainant. Judges should advise the club to follow the current “Dealing with Misconduct” booklet published by the AKC (which is sent to every trial secretary prior to the trial). If asked for advice, direct the trial committee to closely follow the Procedural Checklist, which is imperative to correctly hold a misconduct hearing. The timing of misconduct hearings (involving the judge) should not take the judge away from his or her judging duties causing significant delays. The judge is not to help conduct the hearing, and the judge shall only be present if he or she is witnessing or testifying in the hearing.

## **SECTION 10. Dealing with Exhibitor Discontent**

Exhibitors may wish to discuss their scores or a specific call that was made by the judge. You should discuss any call or score with an exhibitor who is acting rationally. You should discontinue any conversation that turns harsh or abusive (see Misconduct Hearings in “Dealing with Misconduct”, Section IV). The discussion of any call or score should not significantly delay the class or trial. Judges should employ good time-management skills when discussing things with exhibitors so as not to delay a trial, while still listening to the exhibitor and investigating any perceived errors in scribing or scoring.

If the exhibitor believes that an error was made, it is wise to have the exhibitor bring it to your attention at a jump height change. At this point, you may still remember the run or the call, so that it may be explained or fixed as the case may be.

Sometimes the error, or what the exhibitor believes to be an error, is discovered much later, and the judge has not recollection of the run or the specific item the exhibitor is questioning. In this case, do your best to account for the call, although this may be impossible. Make sure the correct scribe sheet was used by checking the scribe sheets of the dogs that ran before and after the dog in question; to make sure that the scribe was not off by one sheet.

## CHAPTER 8

### JUDGES' DUTIES AFTER JUDGING

#### **SECTION 1. Responsibility to the Host Club:**

Judges may not leave the trial prior to judging all dogs scheduled, as well as verifying and signing the completed catalog that will be sent to the AKC. Judges have committed to judging all dogs assigned when hired. They may not let another judge finish out the class in an attempt to catch a flight or for any reason other than an emergency. Any change to the judging schedule must be indicated in the judge's and host club's reports of the agility trial to both the AKC and the Director of Agility, including the reason for the emergency that caused the necessary change.

Judges should have the receipts for any reimbursable expenses (previously agreed expenses that the club will pay for) ready to submit to the host club on the last day of judging. Receipts should be organized so that the club can provide reimbursement in a timely manner.

Judges should personally thank the ring crew. This is especially important since ring crew members are volunteers and give of their time freely. It takes many people to complete a trial successfully. A thank-you or handshake from the judge goes a long way towards the goodwill necessary to ensure agility trials will continue to have workers in the future.

#### **SECTION 2. Responsibility to the Exhibitors**

Judges are responsible for seeing that awards are correct before any are given out. If the marked catalog is available upon completion of the class, the judge may check either the qualifying scribe sheets or all the scribe sheets against the catalog. If it is not ready, the judge may simply check all the qualifying scribe sheets to ensure they are correct.

Judges should make themselves available to exhibitors who have questions regarding their scores. Judges can provide any details they remember of the run in question, but under no circumstances may they review videotape for scoring purposes or even to see something unofficially. Per Chapter 6 of these Guidelines, the only circumstance under which a videotape can be used is a stopwatch malfunction on a qualifying run.

Judges should take part in handling out ribbons, time allowing. Judges should make themselves available to the maximum extent possible for pictures so long

as it does not delay other classes. Dogs shall not be performing or placed on any equipment in or out of the ring when taking pictures.

### **SECTION 3. Responsibility to the AKC:**

Scribe sheets must be kept by the judge of record for a period of one year from the date of the trial. This will ensure that exhibitors are credited with their qualifying scores in case there is a discrepancy or the marked AKC catalog is misplaced.

#### **Checking the Official AKC Catalog**

It is the judge's responsibility to ensure that all scores are accurately recorded in the catalog that will be sent to the AKC. The judge, by his or her signature, is certifying that what is written in the official AKC catalog is correct. All the effort put into the course design, proper judging calls, signals, and everyone doing their job correctly is all for naught if the official catalog is incorrect and exhibitors do not receive the scores they earned. Sometimes host clubs get behind in keeping their catalog current as the trial progresses. This is why it is important to be checking scribe sheets against the official catalog after each class you judge and, in some cases, between jump heights if it is a large class with multiple walkthroughs. The following is a list of what must be reviewed to ensure that the catalog is correct:

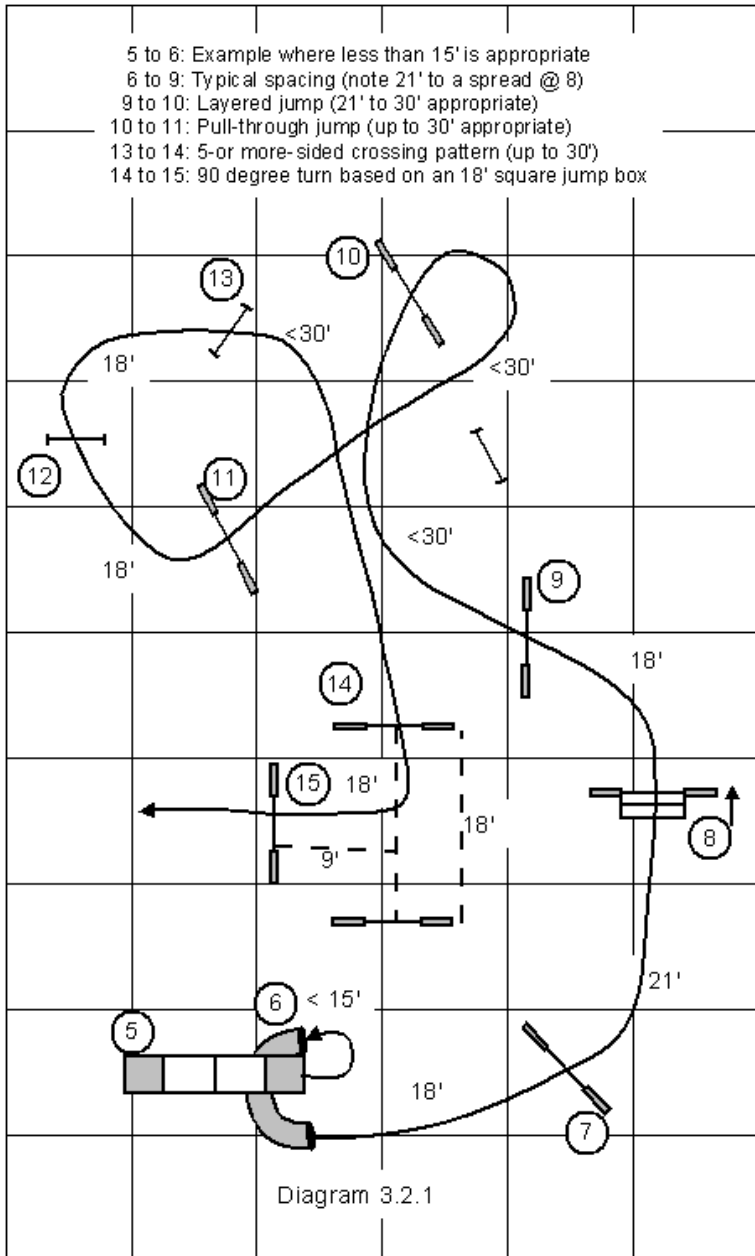
- At the beginning of each class, the course yardage and standard course time for each jump height shall be recorded for each class level.
- Next to each dog there is listed "Qualified", "NQ", "Absent" or "ABS", "Excused", "Disqualified", "AIS" (in season) or "AJC" (judge change).
- If "Qualified", the dog's score and actual running time (to the 100th of a second) shall also be recorded. Additionally, if the dog places 1st through 4th in its height class, the placement shall be recorded and circled next to the dog's information in the left-hand column.
- If "NQ", "Absent" or "ABS", "Excused", "Disqualified", "AIS" (in season) or "AJC" (judge change), nothing else is recorded in the catalog. Any dog that has been excused or disqualified must be reported on the proper form (provided by the host club) to the AKC Records Department, and a full report shall be included in the judge's show report to the Director of Agility.
- You must certify the total number of dogs qualifying in classes that you judged, so it is best that the score table keep track qualifying dogs per class. When you count the qualifying dogs listed in the catalog and the qualifying scribe sheets, you can then compare the counts of these two with the trial secretary's count.
- Judges must initial the bottom of pages they are reviewing to ensure that these pages are the actual ones used in the official catalog, since with

computer scoring each sheet is loose and needs to be bound at a later time.

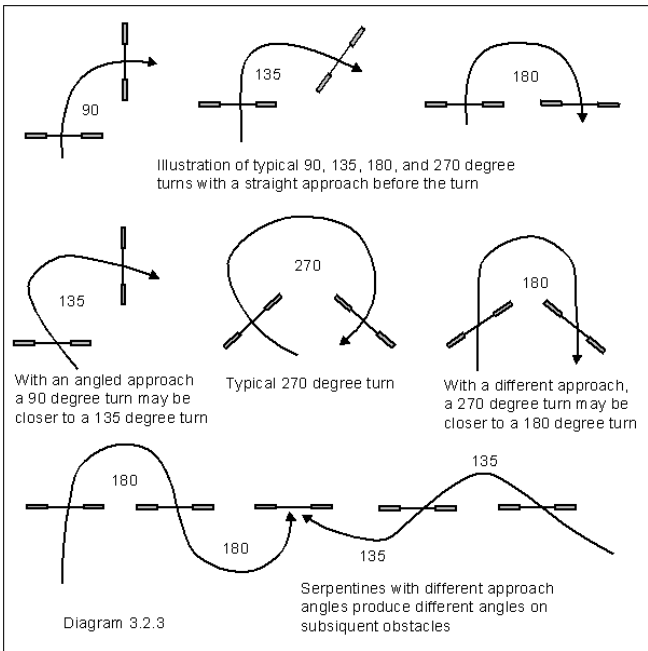
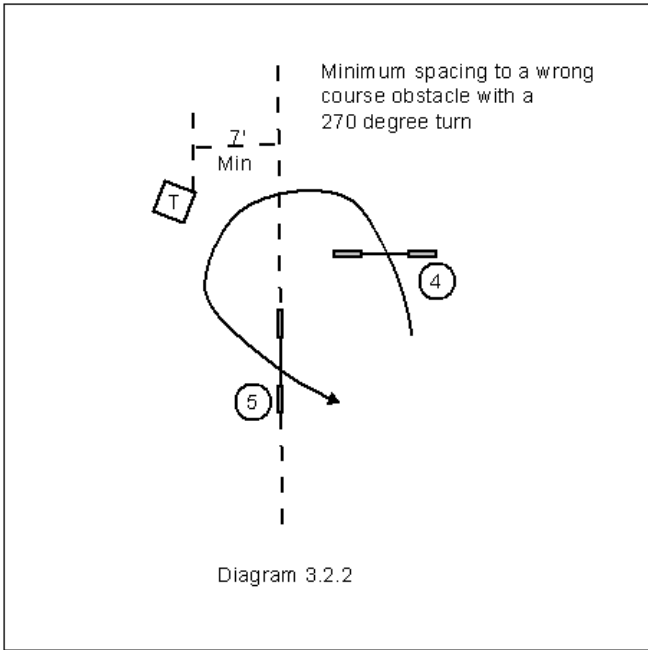
- Judges must have their copy of the completed hard-copy catalog when they leave the show site. The club must not send it to them later. It is suggested the club mark three catalogs at the same time, with the AKC catalog being the most important.
- The AKC requires that a separate catalog be submitted for each day. The club's and judge's catalogs may have all days recorded in them.
- After each class or heights within a class, the judge shall check the scribe sheets to insure those qualifying scores are correct prior to the club awarding ribbons and awards.

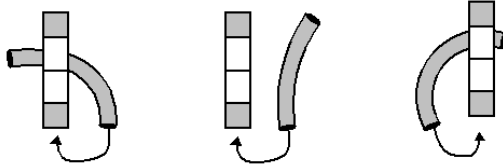
# APPENDIX

## DIAGRAMS AND ILLUSTRATIONS



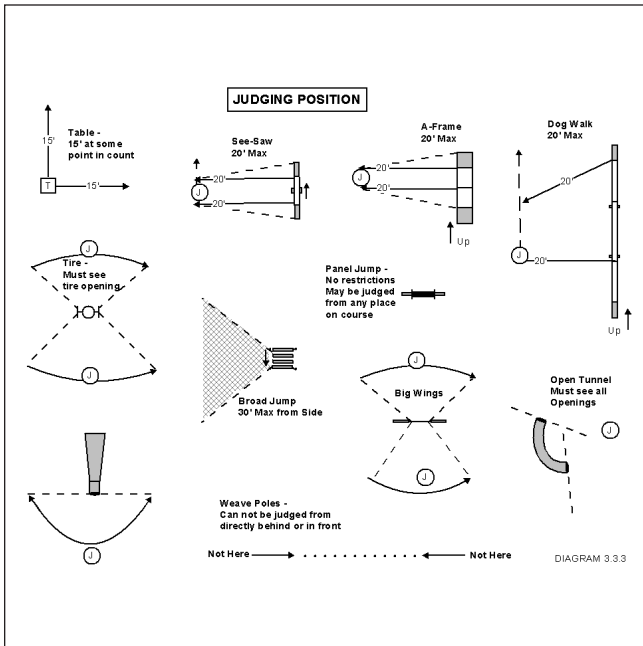


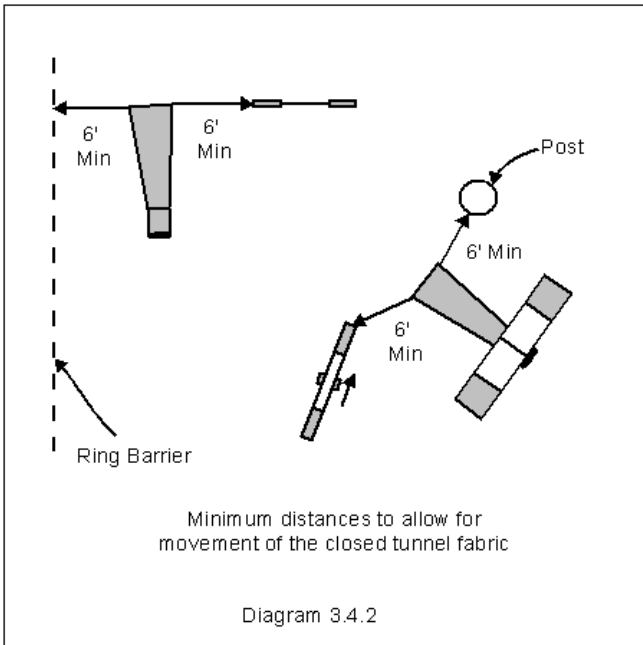
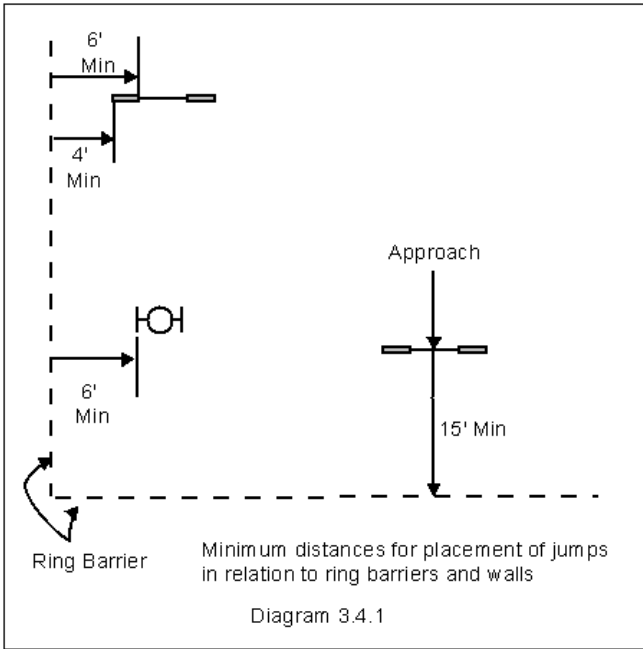


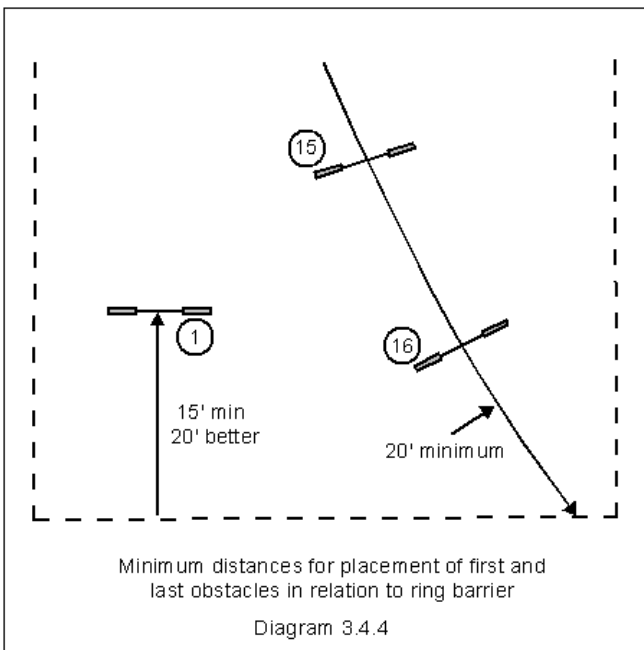
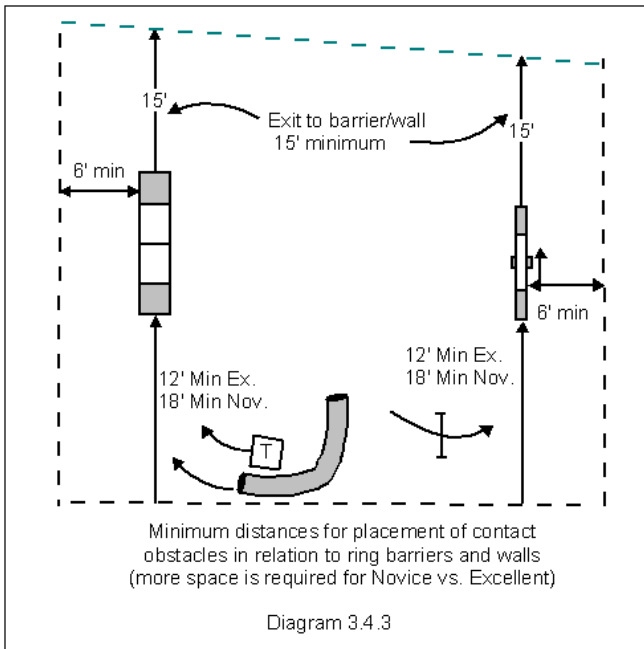


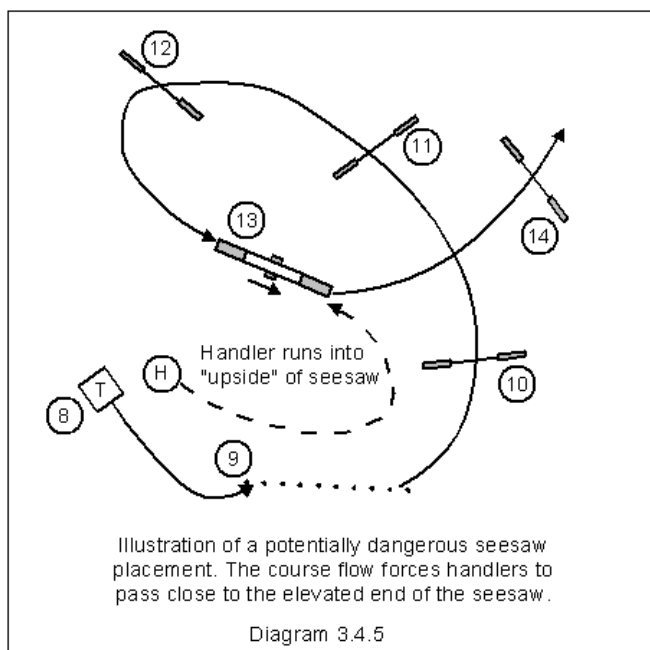
A turn from a tunnel under or adjacent to the A-frame to the ascent ramp of the A-frame is not allowed

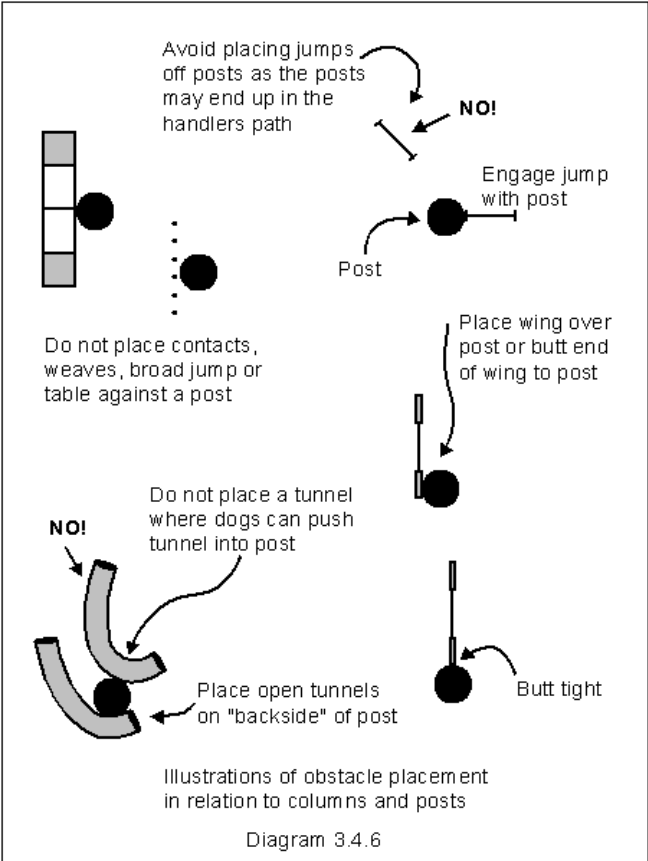
Diagram 3.2.4

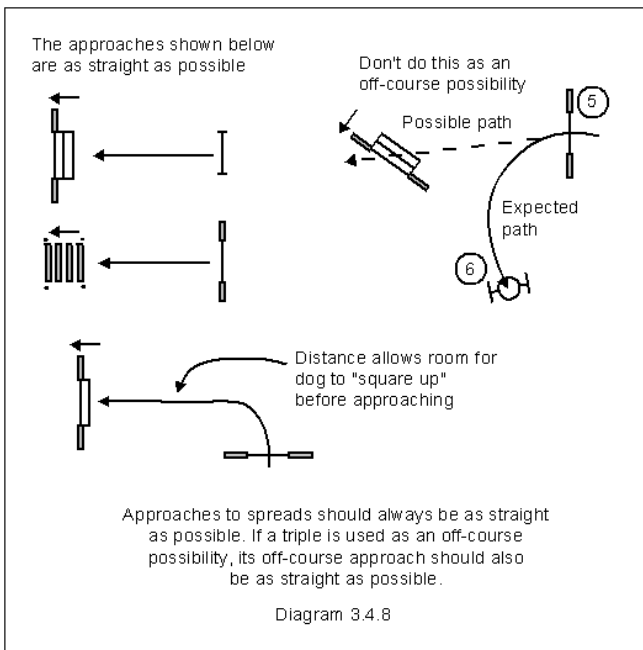
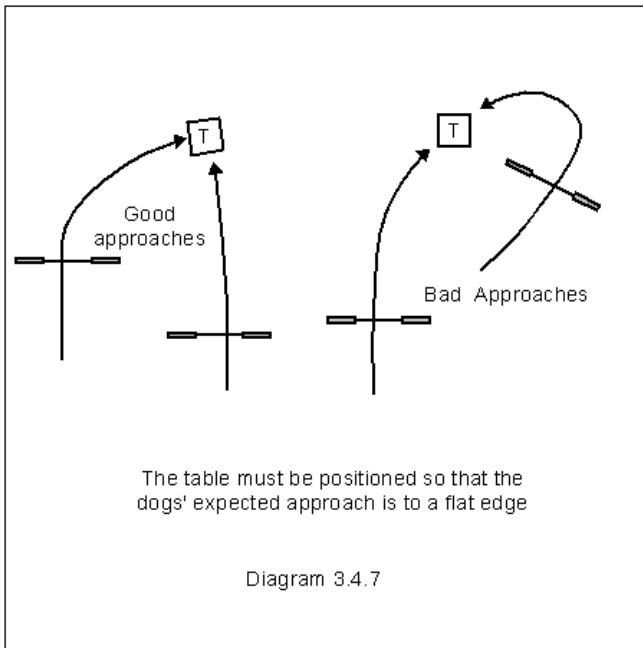


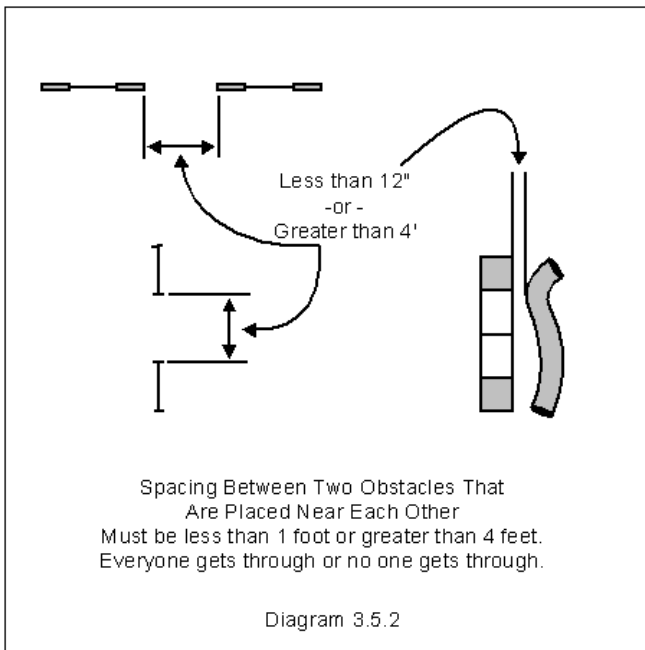
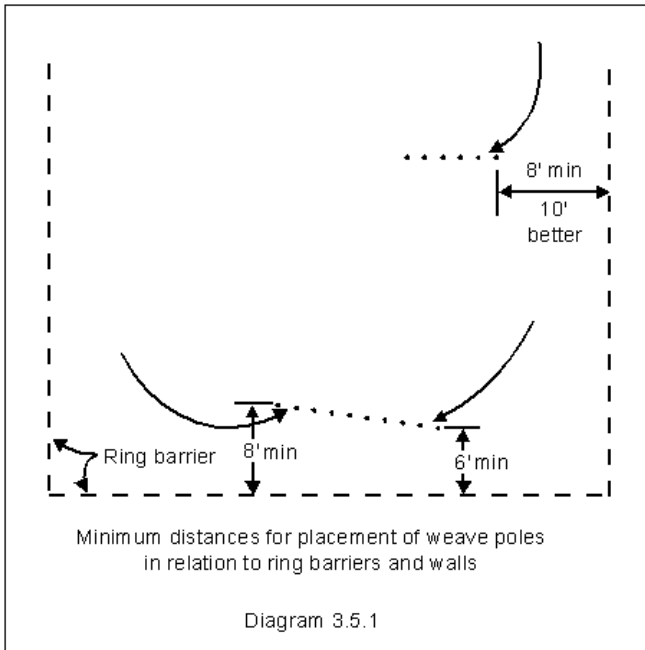




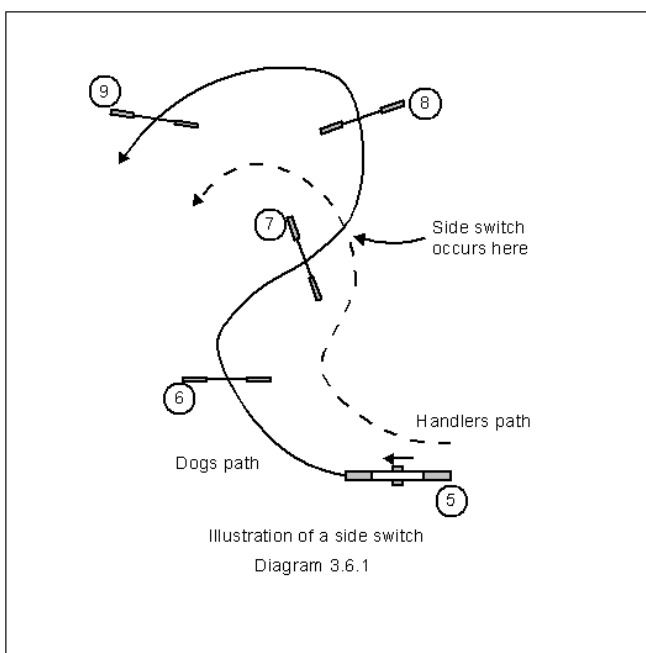
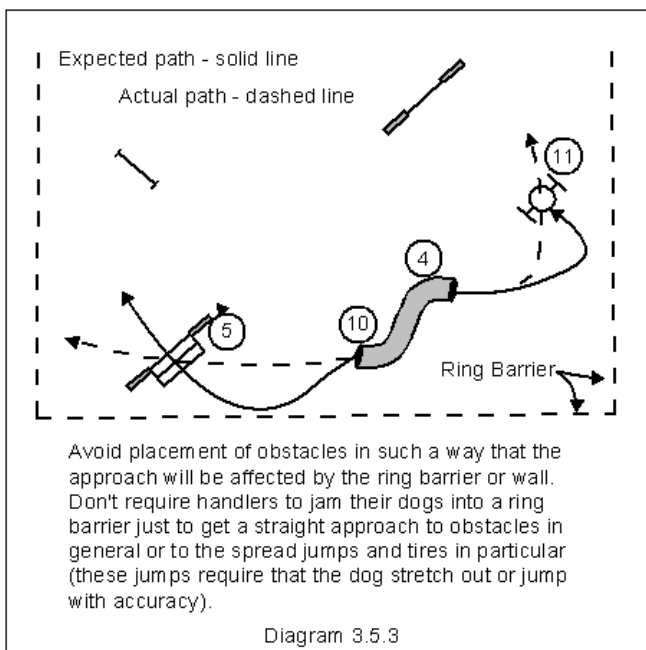












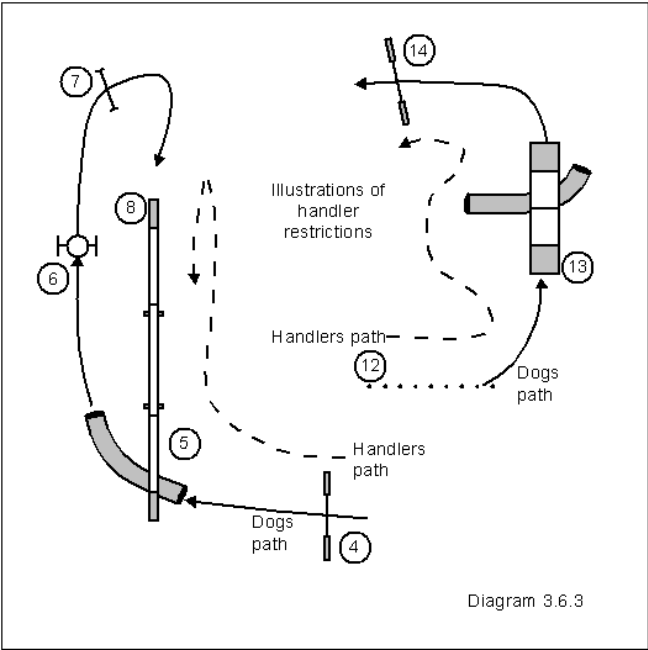
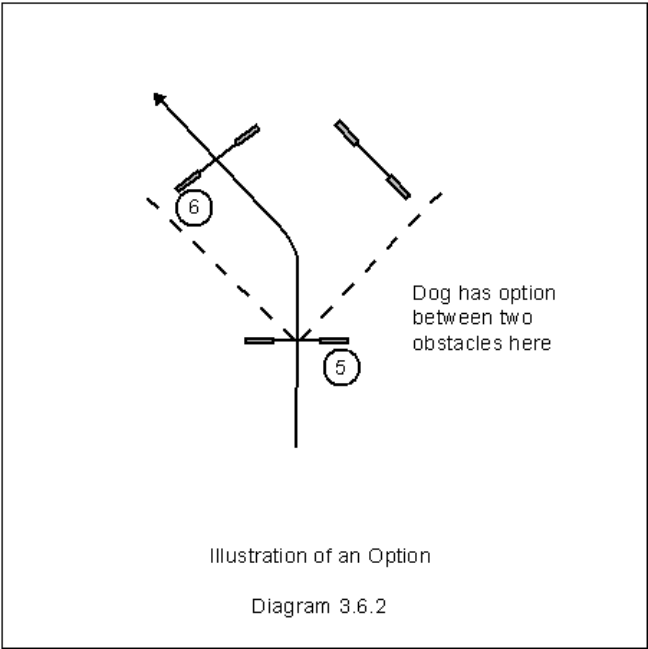


Illustration of course design that will result in problems during judging with judge being trapped behind dog and handler since judge should not cross in front of a working dogs path.

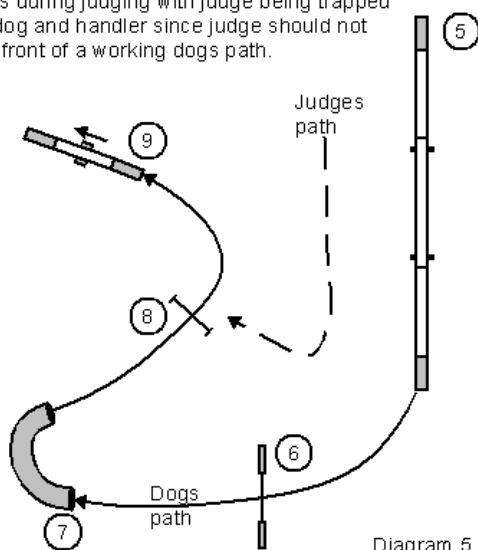


Diagram 5.1.2

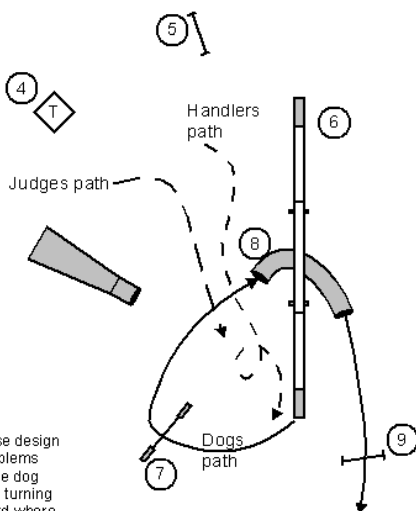


Illustration of course design that will create problems during judging since dog and handler will be turning sharply back toward where the judge must be to properly judge the contact zone.

### Judging New Dog Walk Run-Out Line

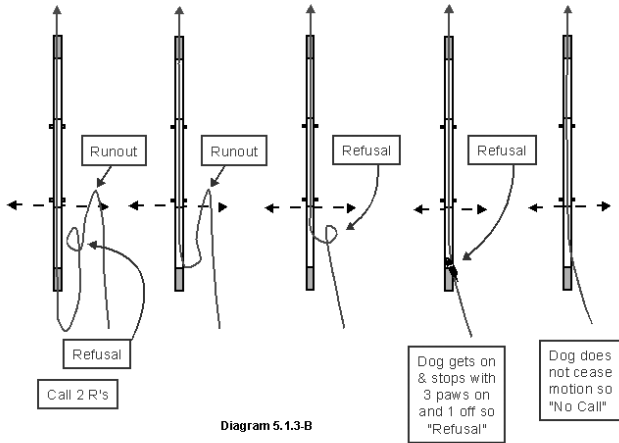
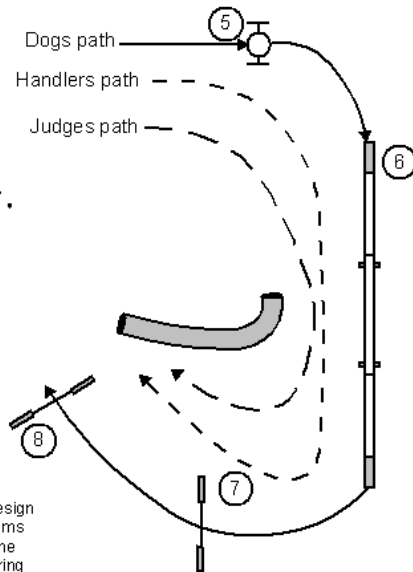
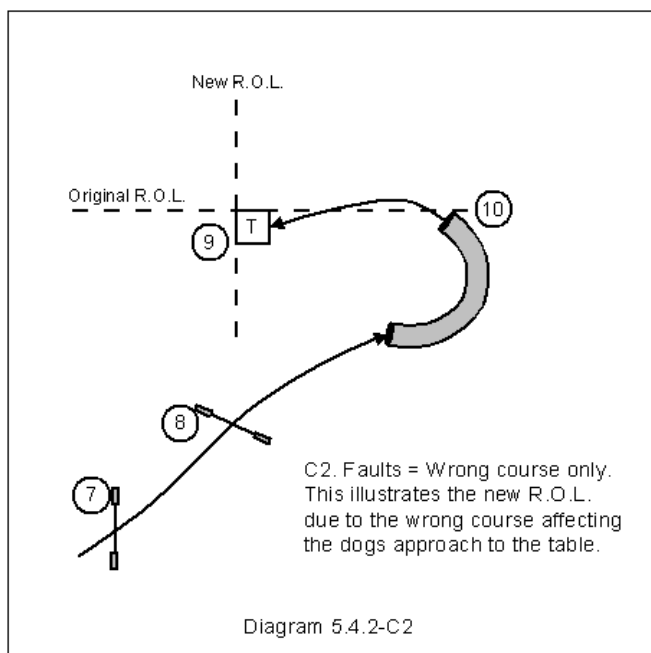
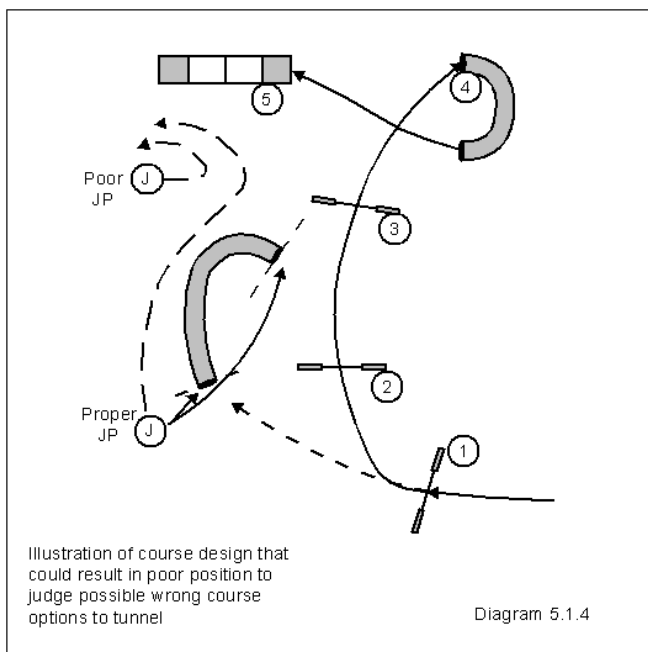
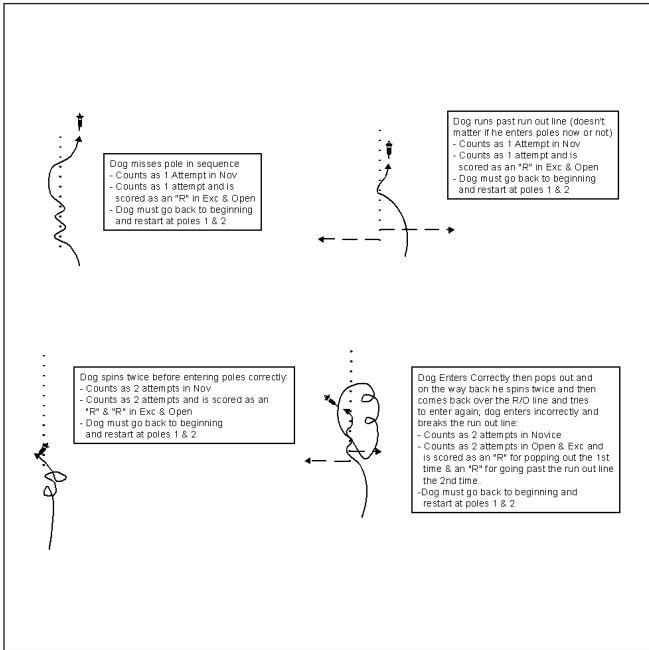


Diagram 5.1.3

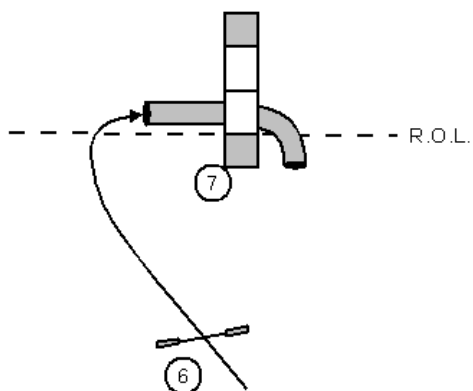
Illustration of course design that will result in problems during judging due to the handler and judge sharing the same tight space.





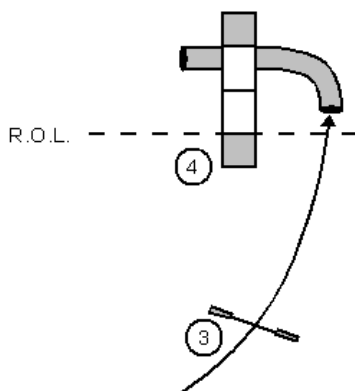


The Following Are Examples of Judging Options & Runout Planes				
<p>R.O.L. stands for runout line (plane of proper obstacle).            Solid line is the dog's path, numbers in circles indicate proper sequence of obstacles.</p>				
<p>Runouts are assessed immediately when they occur.            If after a runout has occurred and the dog goes off course, then both a runout and a wrong course penalty is assessed. Remember that 1 paw constitutes commitment for a wrong course.</p>				



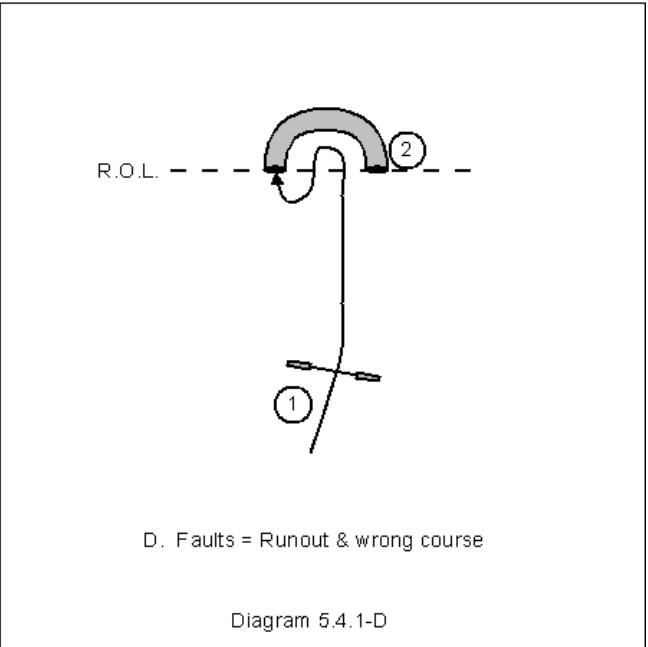
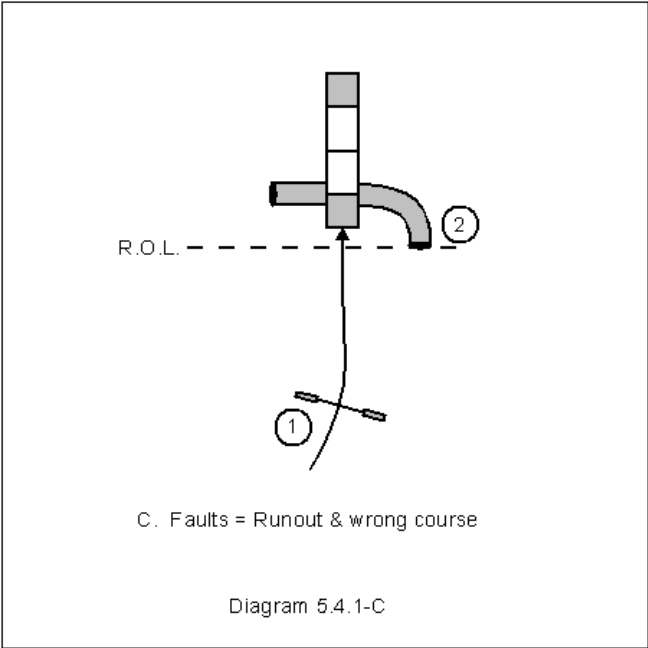
A. Faults = Runout & wrong course

Diagram 5.4.1-A

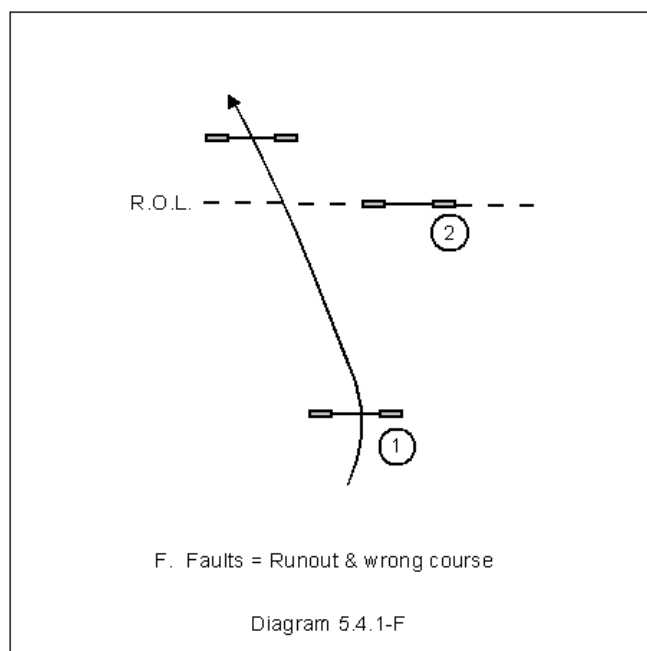
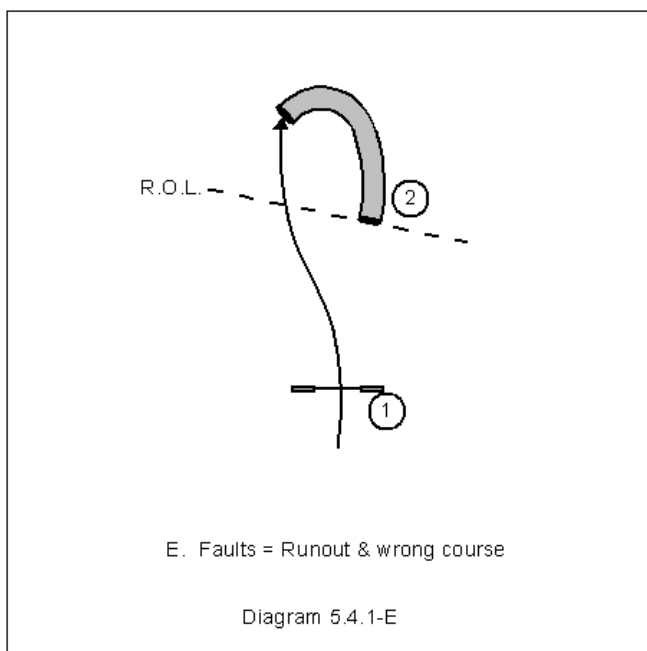


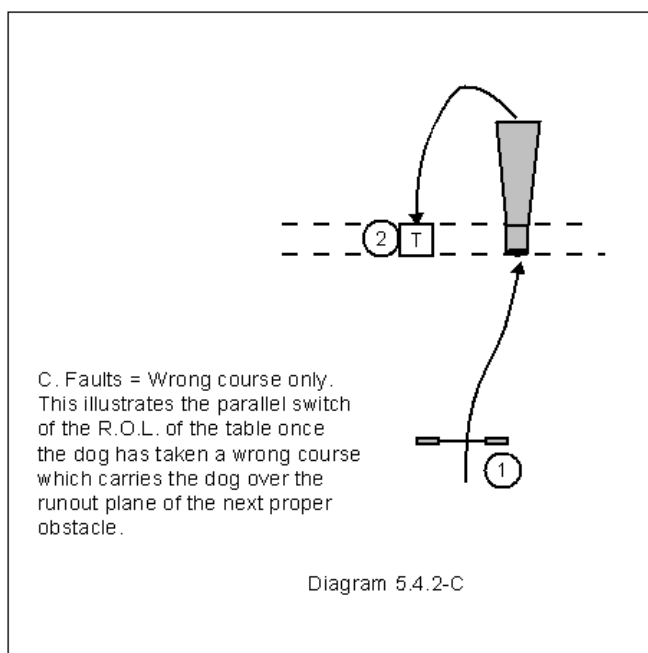
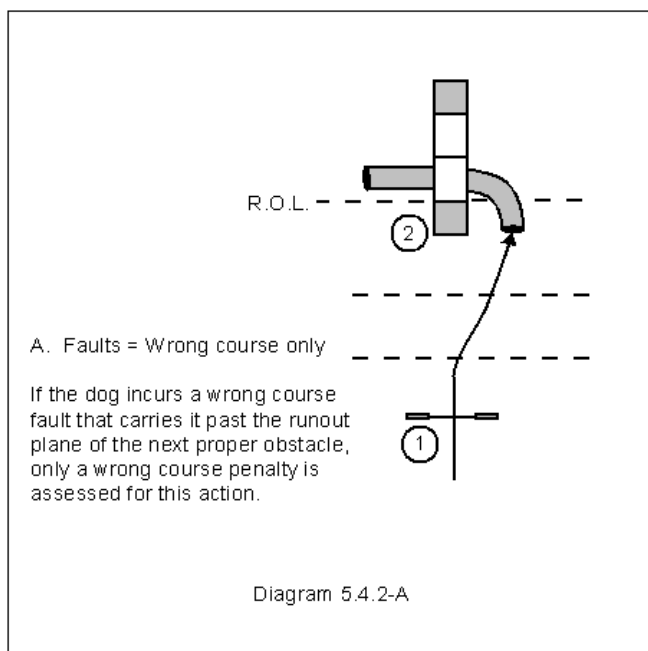
B. Faults = Runout & wrong course

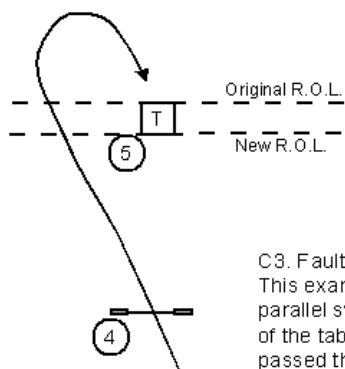
Diagram 5.4.1-B











C3. Faults = Runout only.  
 This example illustrates the parallel switch of the R.O.L. of the table once the dog has passed the original R.O.L.

Diagram 5.4.2-C3

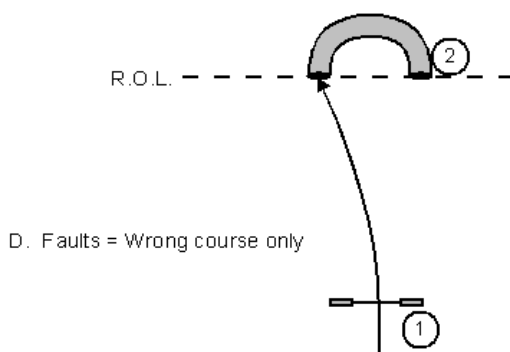
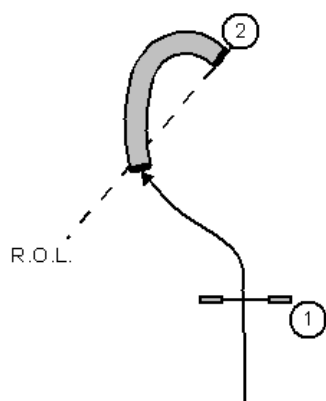
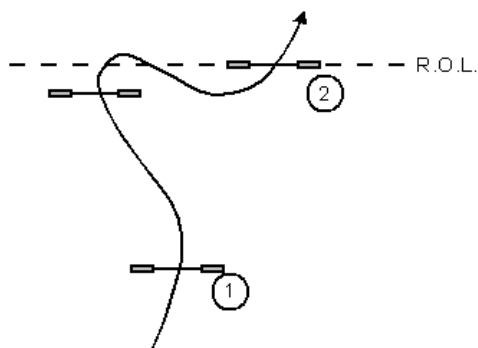


Diagram 5.4.2-D



E. Faults = Wrong course only

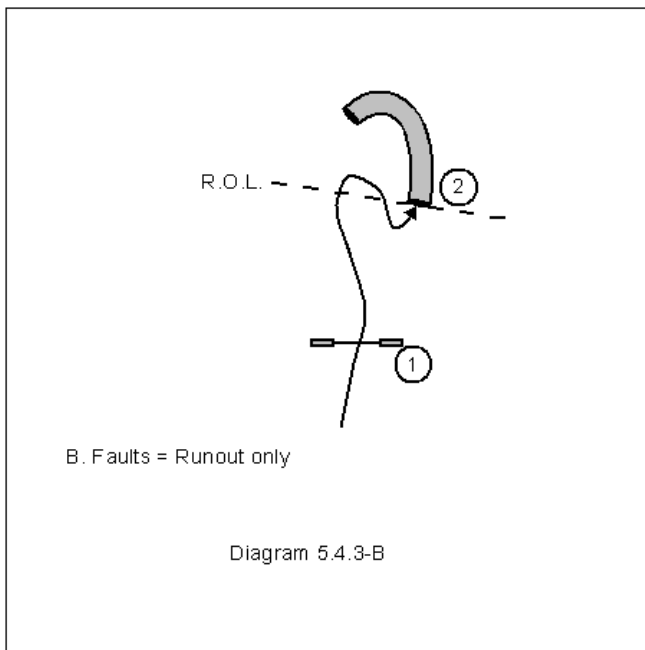
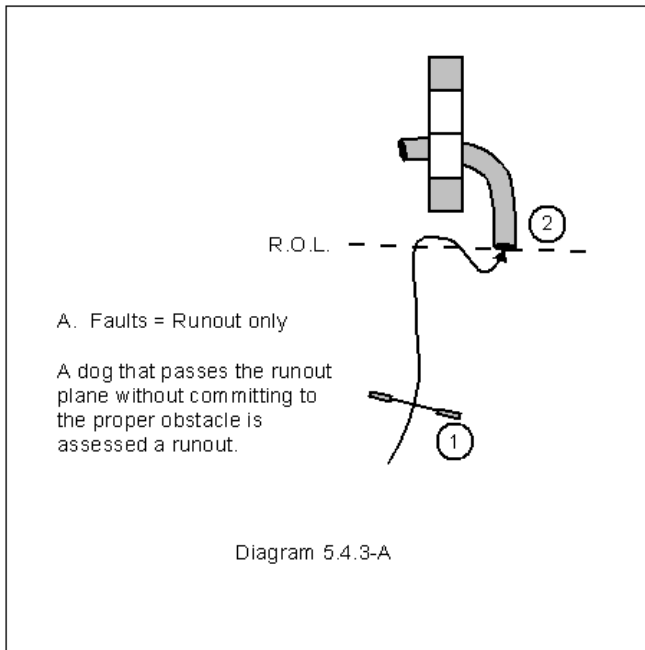
Diagram 5.4.2-E

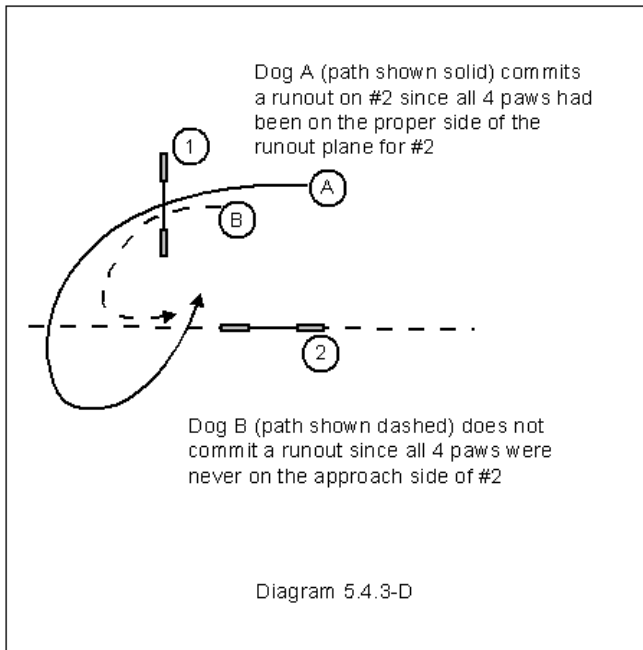
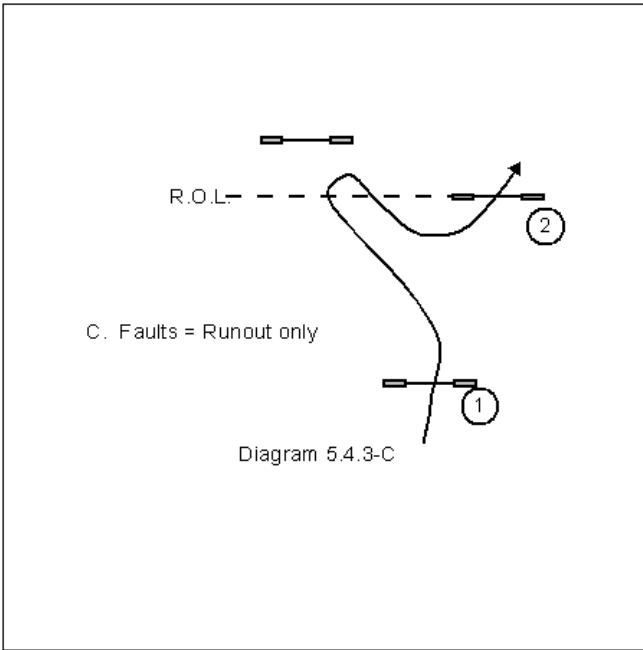


F. Faults = Wrong course only.

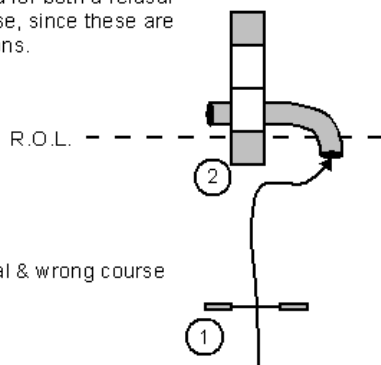
Using this example, you must determine if it is possible to turn the dog in the distance from the wrong course obstacle to the R.O.L. If sufficient distance exists, then the call should be both a wrong course and a runout.

Diagram 5.4.2-F



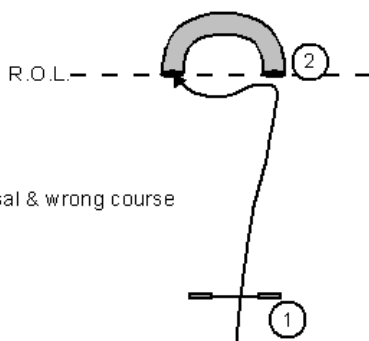


A dog that clearly avoids the proper obstacle (after seeing it) then commits with one or more paws to another obstacle, is faulted for both a refusal and a wrong course, since these are two separate actions.



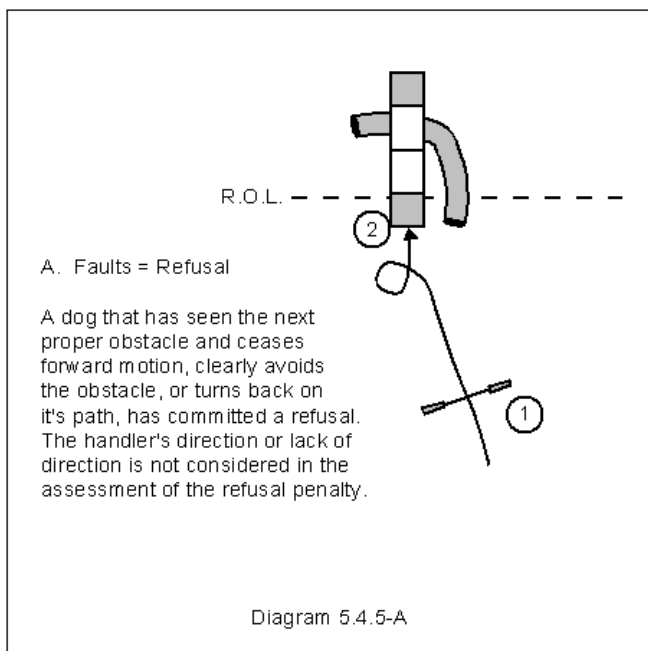
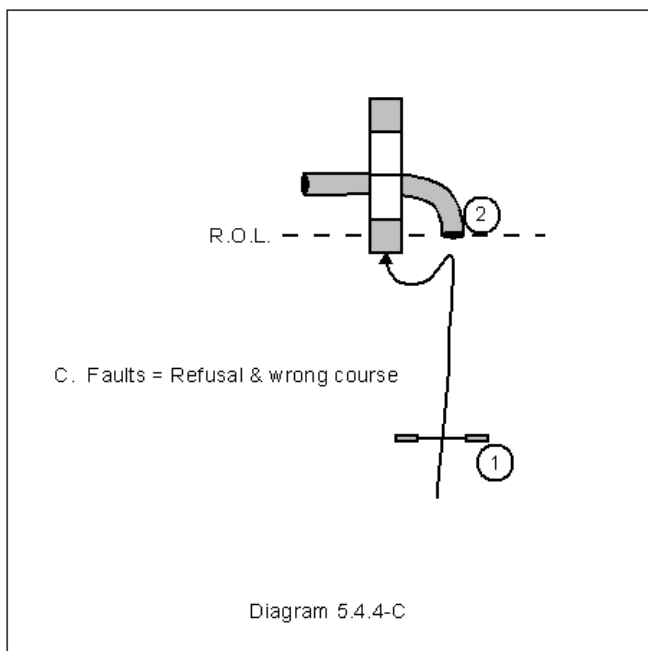
A. Faults = Refusal & wrong course

Diagram 5.4.4-A

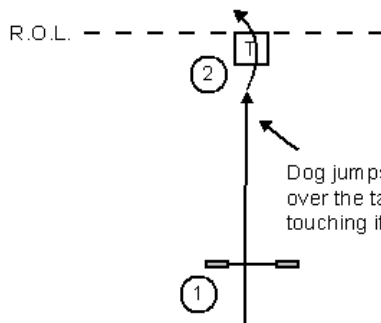


B. Faults = Refusal & wrong course

Diagram 5.4.4-B



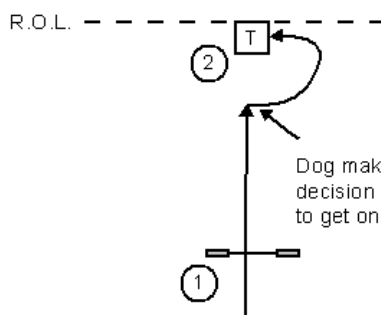




B. Faults = Refusal

Dog jumps over the table, crossing the runout line while doing so, thus only a refusal is called.

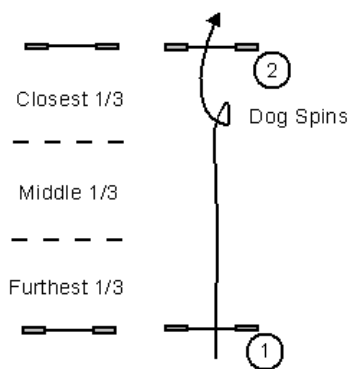
Diagram 5.4.5-B2



B. Faults = Refusal

Dog approaches table, stops, and then goes to side and gets on table. This is a refusal not a runout.

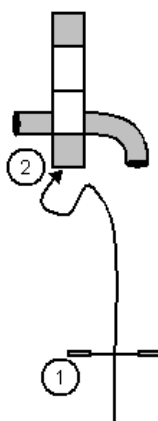
Diagram 5.4.5-B



C. Faults = Refusal

See 1/3 - 1/3 - 1/3 guideline under refusal section.

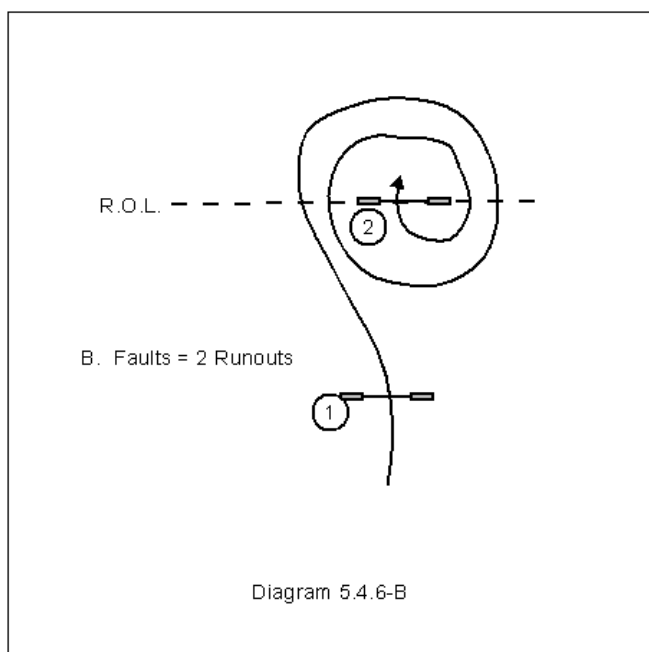
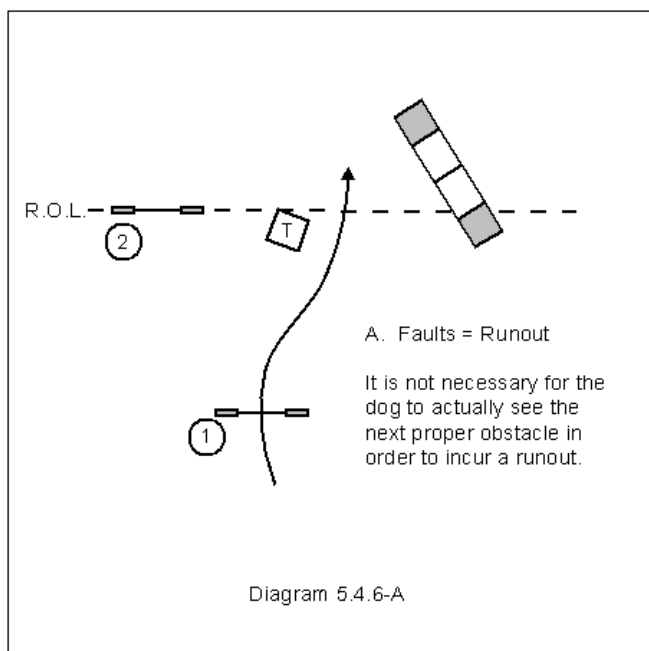
Diagram 5.4.5-C

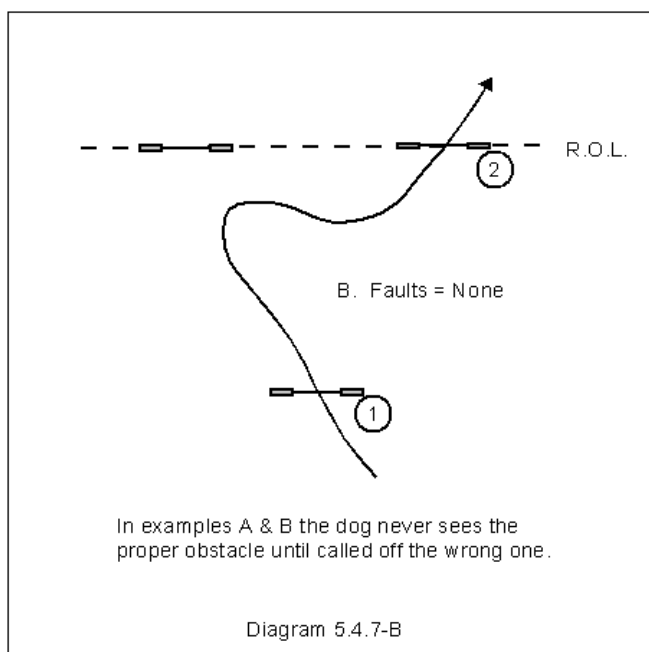
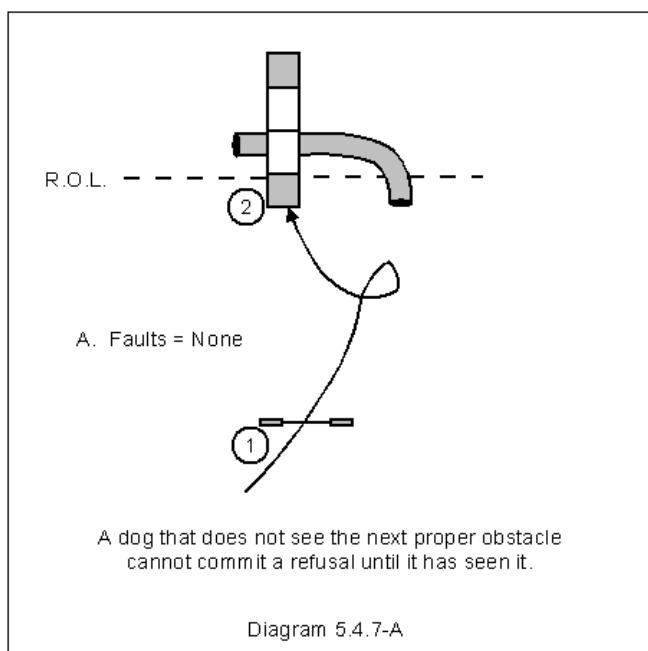


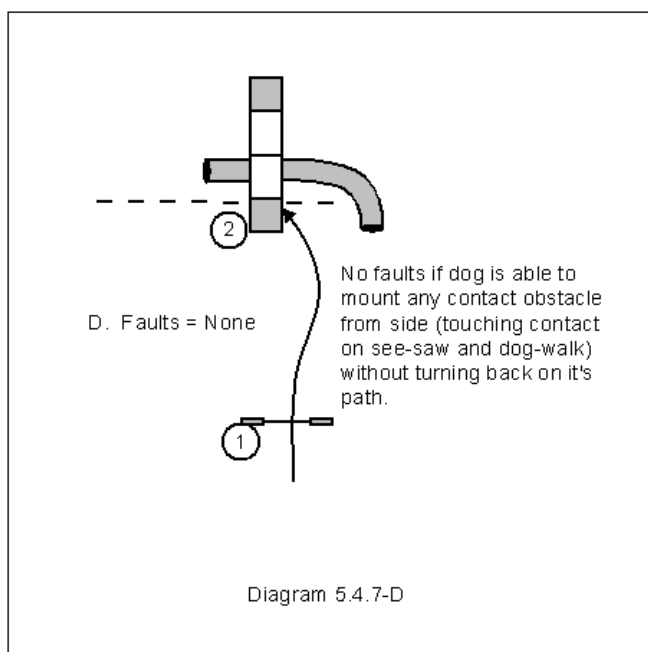
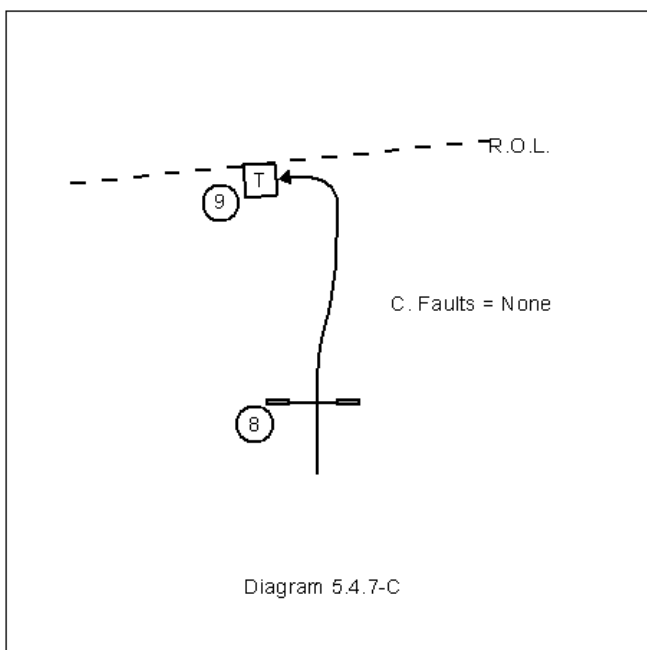
D. Faults = Refusal

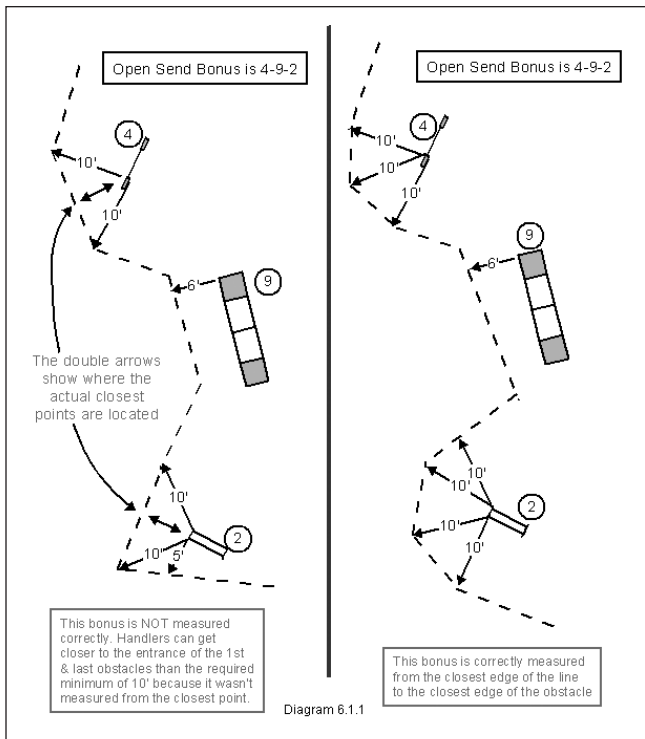
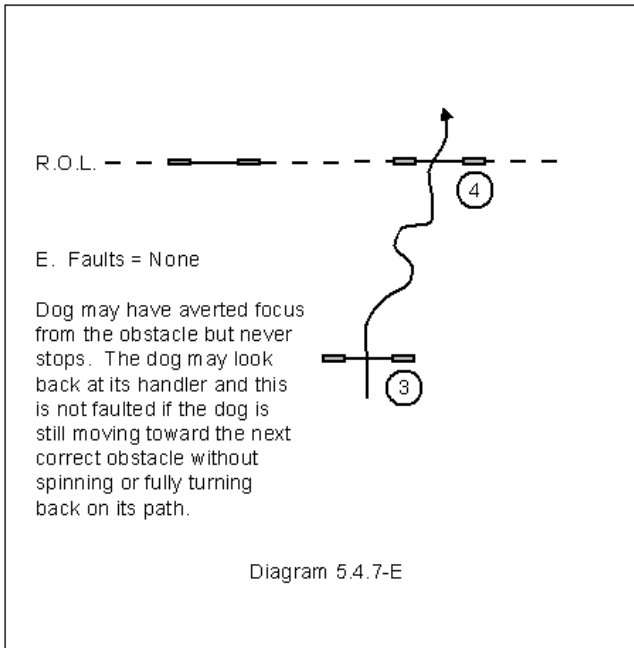
Dog approaches obstacle then turns back on its path before re-approaching it and getting on.

Diagram 5.4.5-D









Any obstacle in a Combo may be also taken for a separate point value as long as the points can not be awarded when taken in the same direction as the flow of the combo.

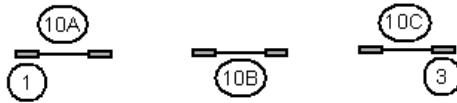


Diagram 6.1.2

## Summary

Armed with this set of guidelines, the AKC Regulations for Agility Trials, common sense, and professionalism, you should feel confident in completing your judging assignments. The AKC has entrusted you to fairly implement the regulations of the AKC Agility Program while maintaining the role of ambassador for the sport of dog agility. As always, your dedication and hard work in this endeavor are greatly appreciated.

## AKC Code of Sportsmanship

*PREFACE: The sport of purebred dog competitive events dates prior to 1884, the year of AKC's birth. Shared values of those involved in the sport include principles of sportsmanship. They are practiced in all sectors of our sport: conformation, performance and companion. Many believe that these principles of sportsmanship are the prime reason why our sport has thrived for over one hundred years. With the belief that it is useful to periodically articulate the fundamentals of our sport, this code is presented.*

- Sportsmen respect the history, traditions and integrity of the sport of purebred dogs.
- Sportsmen commit themselves to values of fair play, honesty, courtesy, and vigorous competition, as well as winning and losing with grace.
- Sportsmen refuse to compromise their commitment and obligation to the sport of purebred dogs by injecting personal advantage or consideration into their decisions or behavior.
- The sportsman judge judges only on the merits of the dogs and considers no other factors.
- The sportsman judge or exhibitor accepts constructive criticism.
- The sportsman exhibitor declines to enter or exhibit under a judge where it might reasonably appear that the judge's placements could be based on something other than the merits of the dogs.
- The sportsman exhibitor refuses to compromise the impartiality of a judge.
- The sportsman respects the AKC bylaws, rules, regulations and policies governing the sport of purebred dogs.
- Sportsmen find that vigorous competition and civility are not inconsistent and are able to appreciate the merit of their competition and the effort of competitors.
- Sportsmen welcome, encourage and support newcomers to the sport.
- Sportsmen will deal fairly with all those who trade with them.
- Sportsmen are willing to share honest and open appraisals of both the strengths and weaknesses of their breeding stock.
- Sportsmen spurn any opportunity to take personal advantage of positions offered or bestowed upon them.
- Sportsmen always consider as paramount the welfare of their dog.
- Sportsmen refuse to embarrass the sport, the American Kennel Club, or themselves while taking part in the sport.



Complete text of booklet available at: [www.akc.org](http://www.akc.org)

To order booklet(s), contact AKC at:  
The American Kennel Club Order Desk  
8051 Arco Corporate Drive, Suite 100  
Raleigh, NC 27617-3390

Tel: (919) 233-9767

Fax: (919) 816-4204

E-mail: [orderdesk@akc.org](mailto:orderdesk@akc.org)

# ***BlogBooker***

Low resolution pictures

From Blog to Book.

[akcagilityjudges.wordpress.com](http://akcagilityjudges.wordpress.com)



# Contents

<b>1</b>	<b>2010</b>	<b>9</b>
1.1	August . . . . .	9
	Advisory Changes Sept 2010 (2010-08-08 15:49) . . . . .	9
1.2	September . . . . .	11
	September 2010 (2010-09-08 15:59) . . . . .	11
1.3	November . . . . .	14
	November 2010 (2010-11-08 15:44) . . . . .	14
<b>2</b>	<b>2011</b>	<b>17</b>
2.1	February . . . . .	17
	When Does the Judge Of Record (not a VMO) Measure a Dog? (2011-02-08 15:34) . . . . .	17
	Walk-Through Clarifications/Adjustments (2011-02-08 15:35) . . . . .	17
	MACH Title Victory Laps (2011-02-08 15:36) . . . . .	18
	Timer Console Versions/Abilities (with contribution from David Nauer) (2011-02-08 15:38) . . . . .	18
	Where to Set the Timer Eyes on the Tire Jump (2011-02-08 15:39) . . . . .	19
	Training on Show Grounds (2011-02-08 15:40) . . . . .	19
	Handling Dog Aggression (2011-02-08 15:41) . . . . .	19
2.2	May . . . . .	21
	Course Design Changes (2011-05-08 15:21) . . . . .	21
	Handler or Dog Knocking Down a Free-Standing Wing (2011-05-08 15:30) . . . . .	23
	Handlers May Refuse to Accept a Qualifying Score (2011-05-08 15:30) . . . . .	23
	Scribe Sheets, Marked Catalogs, Certification Pages, et. al (2011-05-08 15:31) . . . . .	23
	Australian Shepherds approved to convert to Miniature American Shepherds (2011-05-08 15:32) . . . . .	24
2.3	June . . . . .	25
	Time 2 Beat (T2B) (2011-06-08 15:14) . . . . .	25
2.4	September . . . . .	26
	Judges' Liability Insurance (2011-09-08 15:01) . . . . .	26
	Harness and Leashes (2011-09-08 15:03) . . . . .	27

Course Change Submissions (2011-09-08 15:05) . . . . .	27
Separating Multiple Dogs / Same Handler on the Gate Sheet (2011-09-08 15:07) . . . . .	27
Signals after 3-attempts at Weave Poles (2011-09-08 15:08) . . . . .	28
T2B Scribe Sheets to Marked Catalog – Items to Watch For (2011-09-08 15:10) . . . . .	28
Judge’s Posted Briefings are Now Optional (2011-09-08 15:11) . . . . .	28
FAST Subtraction Method (2011-09-08 15:12) . . . . .	29
2.5 November . . . . .	29
Tire Jump (not noted in regulations) (2011-11-08 14:59) . . . . .	29
<b>3 2012</b> . . . . .	<b>31</b>
3.1 April . . . . .	31
Course Design Changes (2012-04-08 14:24) . . . . .	31
Clarification of Refusal Call at Table (2012-04-08 14:26) . . . . .	31
Re-Run Standard or JWW and Weaves (2012-04-08 14:30) . . . . .	32
Required Obstacles vs Option (2012-04-08 14:31) . . . . .	32
Tunnel Measuring and Wheeling (2012-04-08 14:35) . . . . .	32
Wing Measuring (2012-04-08 14:43) . . . . .	33
Menacing Incident Write-Ups (2012-04-08 14:46) . . . . .	34
3.2 May . . . . .	34
Judge’s Briefing (2012-05-01 13:31) . . . . .	34
Weave Pole Option (2012-05-08 13:32) . . . . .	34
SCT Worksheet Calculations (2012-05-08 13:35) . . . . .	35
Finish Line/Closing Sequence (2012-05-08 13:36) . . . . .	35
Judge’s Copy of Marked Catalog (2012-05-08 13:40) . . . . .	36
Rubber Bands on Dog’s Head (2012-05-08 13:42) . . . . .	36
Assigning a Time in Lieu of a Re-Run for T2B (2012-05-08 13:43) . . . . .	37
Resubmittals of R&R Courses (2012-05-08 13:58) . . . . .	37
New Age Minimum for Puppies on Show Grounds (2012-05-08 13:59) . . . . .	37
Slip ‘n Hook Collars (2012-05-08 14:11) . . . . .	37
3.3 June . . . . .	38
Table to See-Saw & A-Frame Obstacles (2012-06-01 10:03) . . . . .	38
Judge’s Path 20 foot Maximum Changed for Dog Walk; Obstacles between Contacts and Judge’s Path (2012-06-01 10:07) . . . . .	39
Time-2-Beat Courses Must Be Unique (2012-06-01 13:40) . . . . .	40
Send Bonus During a Re-Run (2012-06-01 13:43) . . . . .	40

<b>4</b>	<b>2013</b>	<b>41</b>
4.1	April	41
	START/STOP LINES on STD, JWW and T2B Courses (2013-04-26 12:01)	41
	Continuing Eds / Seminars (2013-04-26 13:08)	41
	Side Switches at a tunnel (2013-04-26 14:41)	42
	Clothing Policy myth (2013-04-26 14:41)	43
	Carrying a dog in or out of the ring (on leash!) (2013-04-26 14:41)	43
	Teeter drop rate (2013-04-26 14:41)	43
	Options must be S.A.D. (2013-04-26 14:41)	43
	Canine Partners listed as "All-American" (2013-04-26 14:41)	44
	Titles, Breeder, Sire and Dam not required (2013-04-26 14:41)	44
	Off-Course called; on or off-leash (2013-04-26 14:41)	44
	FAST: Repeating contact obstacles (2013-04-26 14:41)	44
	FAST: Send Bonus with two, different starting obstacles (2013-04-26 14:41)	45
	Direct Off-Course Options must be a minimum of 13 feet (2013-04-26 14:41)	45
	When may a handler "help" a dog on an obstacle? (2013-04-26 14:41)	46
4.2	May	46
	T2B Guidelines (2013-05-08 13:49)	46
	Links (2013-05-08 13:56)	51
	Sanctioned A & B match courses must be approved! (2013-05-08 16:51)	51
	Re-submittals of R&R, AAP and APP courses (2013-05-09 10:15)	52
	T2B - Multiple Courses Ok on Same Day (2013-05-09 16:47)	52
	Break-Away Tire Calibration (2013-05-14 15:06)	52
	Quick Tour (2013-05-20 15:36)	52
	Mistake made by Newsletter Department (2013-05-22 15:03)	56
4.3	June	56
	Timeframe For Allowing a Change in Jump Height Due To The Challenge Measurement Process (2013-06-05 14:17)	56
	Jump Height Card Measurements - 1 required per trial weekend (2013-06-06 12:58)	57
	Hair Tie Back Policy - rubber bands (2013-06-20 15:42)	57
4.4	July	59
	2013 New Judge's Seminar - provisional judges (2013-07-30 20:19)	59
4.5	August	60
	CRCD brief survey (2013-08-16 11:05)	60
	Dogs Starting Course at Wrong Height (2013-08-22 11:33)	60
	Break-Away Tire - revised specs; additional 6-months evaluation (2013-08-28 14:18)	60

4.6	October . . . . .	61
	Full Course Setups NOT Yet Approved! (2013-10-08 08:42) . . . . .	61
	Course Design Review Submittals - equipment list addition (2013-10-17 14:32) . . . . .	61
	FAST Course Design clarifications (2013-10-17 14:45) . . . . .	62
4.7	November . . . . .	62
	Wheeling of a Course - timing (2013-11-04 10:09) . . . . .	62
	Agility Advisory Changes Approved - Effective Jan 1, 2014 (2013-11-04 14:50) . . . . .	63
	Equipment Lists (2013-11-07 22:14) . . . . .	63
	CRCD 4 Updates (2013-11-11 09:09) . . . . .	64
<b>5</b>	<b>2014</b> . . . . .	<b>65</b>
5.1	February . . . . .	65
	Dogs Leaving The Ring Off-Leash (2014-02-20 17:12) . . . . .	65
	Combined PDF posted (2014-02-20 17:39) . . . . .	66
5.2	May . . . . .	66
	AKC 2014 New Judge's Seminar - new provisional judges (2014-05-13 07:05) . . . . .	66
	New Executive Field Representative - Arlene Spooner (2014-05-14 12:35) . . . . .	67
5.3	June . . . . .	68
	Flea Collars While Running (2014-06-16 11:29) . . . . .	68
	Assigning a Time When Timer is Manually Stopped (2014-06-16 11:33) . . . . .	68
	Signaling Max Course Time During Time 2 Beat (2014-06-16 11:35) . . . . .	68
	Signaling When the Dog Does Not Finish the Course (2014-06-16 11:38) . . . . .	68
	Verifying the Q Count on Your Certification Page (2014-06-16 11:39) . . . . .	69
5.4	July . . . . .	69
	Backside Approaches Must Be To A Winged Jumps (2014-07-02 14:48) . . . . .	69
	New Executive Field Representative - Terri Campbell (2014-07-10 05:37) . . . . .	70
	Setting Bar Jumps for 4" Height (2014-07-15 08:26) . . . . .	70
	2013 Agility Advisory Committee - recommendations part 2 *corrected link* (2014-07-22 16:04) . . . . .	71
	ISC - FCI Agility Judges Guidelines as a reference (2014-07-24 07:23) . . . . .	71
5.5	August . . . . .	71
	Ordering Judge Copies of the Regs and Guidelines (2014-08-05 10:14) . . . . .	71
5.6	October . . . . .	72
	Course Review - changes to required submit/return timeframes (2014-10-09 13:35) . . . . .	72
	All judges must agree to the elimination of judge's assignment due to low entries (2014-10-25 12:48) . . . . .	72
	Special Event and Non-Regular events defined by the club (2014-10-31 13:23) . . . . .	73
5.7	December . . . . .	73
	Remember to Check Mileage and Dates Between Assignments (2014-12-18 09:33) . . . . .	73
	VMO Blog (2014-12-18 09:35) . . . . .	73

<b>6</b>	<b>2015</b>	<b>75</b>
6.1	January . . . . .	75
	2016 Corresponding Date Calendar (2015-01-20 09:16) . . . . .	75
6.2	April . . . . .	75
	Premier Class Update (with CORRECTED form/link for requesting the demo) (2015-04-30 05:16) . . .	75





# 1. 2010

## 1.1 August

### Advisory Changes Sept 2010 (2010-08-08 15:49)

#### Agility Advisory Changes which take effect on September 1, 2010

Separate documents have been posted pertaining to the upcoming changes taking effect in September 1, 2010 plus specifications for use of an electronic table counter. Those documents may be found online at:

[http://www.akc.org/events/agility/judges\\_newsletter.cfm](http://www.akc.org/events/agility/judges_newsletter.cfm)

#### New Regulations for Agility Trials with Approved Changes

Revised Regulations for Agility Trials and AKC Agility Judge's Guidelines booklets will become available in printed booklets in September. These documents have the September 2010 changes merged into their respective chapter/sections. The changes are noted with underlining. Additionally, there are Appendix sections at the end of the regulations document which note future changes and their respective effective dates.

#### Leashes

Our recommendation to place the leash on a chair or in a bucket is not meant to imply those two locations are the only suitable containers. The leash may be put in or on any type of container (Examples: bucket, chair, step stool, etc) or may be hung from a holder - so long as it is visible and the leash may easily be found by the handler. Leashes may not be placed on the ground or on the ring gating/barrier. All leashes must be placed in the same location as designated by the judge, not by the handler.

Judges must brief their leash runner prior to the start of each class. Additionally, you should make a point of assuring the leash holder/container is placed where you want it. Leash holders should be placed near, not at, the ring exit so that the dog does not accidentally step out of the ring while the handler is retrieving the leash, thus incurring an excusal fault.

#### Five Minutes after the Walk-Throughs

Eight (8) minutes should be given to each walk-through group. After the last walk-through, the course must be cleared so that no exhibitors are walking the course. Once the course has been cleared, a five (5) minute period must be given before judging begins. Judges should use the electronic count down timer whenever the horn and/or display are available.

This five (5) minute period must be observed whether a single walk-through period or multiple walk-through periods occur. It must also be observed even if the first few dogs are ready to run and are waiting at the gate. It is not acceptable for this five (5) minute period to be "merged in" with the last of multiple walk-through groups or to be cut short because exhibitors are ready.

Judges are encouraged to use this five (5) minute period to:

- brief your gate steward
- check the gate board to be sure your instructions are being followed
- brief your leash runner
- place the leash holder
- brief your chute fluffer
- brief your bar setters
- brief your timer and scribe
- enter SCT in timer console
- get a bottle of water
- check to be sure bars aren't "pinched"
- walk your judging path

**Dogs that either have stopped working or are unfit to be running** The *Regulations for Agility Trials*, Chapter 5, Section 6 (Mandatory Excusals) states, "3. A dog that leaves the course area and/or discontinues working and/or is unresponsive and/or out of control." Chapter 1, Section 31 (Judges' Responsibilities) further states, "A judge may also excuse any dog which he or she considers unfit to participate." Please remember that you are the dog's advocate. A dog does not need to be lame to be excused from the ring. Dogs whose actions make them appear physically unable to compete need to be excused for their own well-being. This can be manifested through many different actions on the dogs part including (but not limited to) avoiding obstacles, stopping prior to attempting obstacles, looking like each obstacle takes great effort to complete and/or just walking off around the course ignoring the handler. If questioned, you may simply explain to the handler, "Your dog appears not to be able to complete the course today for some reason." Just leave it at that. **When is a Dog Marked Absent?** An exhibitor's dog is not to be marked absent simply because the dog has not been "checked in" at the ring gate prior to the start of the class. In this instance, the dog is not absent until such time that his/her run has been passed up in the running order. Only at that time should the scribe sheet be marked "Absent" and sent to the score table. It is the responsibility of the judge to determine how to handle exhibitors who have missed their turn in the running order. The gate, scribe, or score table should not determine a course of action without your guidance. **Clarification on Weave Poles - 3 attempts** The question was raised during a Time 2 Beat demonstration - what to do if an exhibitor's dog attempts the weave poles for a fourth time when the team should have moved on to the next obstacle. Do not whistle the handler off the course if the dog re-enters, even if the handler told the dog to re-enter. Just tell them to go on. They may have not heard or been able to react quickly enough to your directions. This is very different from the handler that ignores your repeated directions to go on, where they may be whistled off for failure to follow the judge's instructions or training in the ring. **Testing the Seesaw** The *AKC Agility Judge's Guidelines*, Chapter 4, Section 1, provides a list of items that should be checked upon your arrival at the show site. Please be aware that you are required at the beginning of each trial weekend or set of trials to test that the seesaw properly pivots. Using a three (3) pound weight (as of September 1<sup>st</sup>, provided by the club), placed 12-inches from the end of the seesaw board, the board must drop to the ground within three (3) seconds or less. If adjustments are necessary, the club is now required to have materials on hand for altering the drop of the seesaw. **Chief Course Builder Maps** Not all clubs and/or Trial Secretaries have a fully-functional version of Clean Run Course Designer 3. Only the full version allows maps to be printed, hence when submitting your coordinate "flag" maps ahead of time to the club, please remember to first convert them to BMP or PDF format. **Judge's Name Badges** Judge's badges may be ordered directly from AKC using the order form posted online at: <http://www.akc.org/pdfs/judges/JudgesBadgeOrderForm.pdf> and if desired, you may request the badge be printed with "AKC Agility Judge."

---

## 1.2 September

### September 2010 (2010-09-08 15:59)

Thank you all for doing such a good job implementing all of the September 1 Regulation and Guidelines changes! We appreciate all of your hard work.

Here is a link to the new (final version) of the Agility Judges Guidelines:

<http://www.akc.org/pdfs/rulebooks/REAJG1.pdf>

Also, we have been working on some course design changes and additional ways of counting challenges that we think you will like. These and some other changes that affect course design and the course review process are outlined below. Please take note and use them for all future courses that you design. Do not go back and try to retrofit courses which have already been submitted.

**Handler Restrictions:** If you place an open tunnel under the ascent or descent board of the Dog Walk or A-Frame, the tunnel opening must be at least 6 feet from the aframe or dog walk (so that the handler has to have at least 6 feet of lateral distance from the contact obstacle) in order to be counted as a handler restriction (toward your challenge requirements).

**Jump Obstacles Next to Contacts:** For safety reasons, a jump (any part, including the edge of the wing), must be the minimum distance listed below when placed next to the Dog Walk or A-Frame

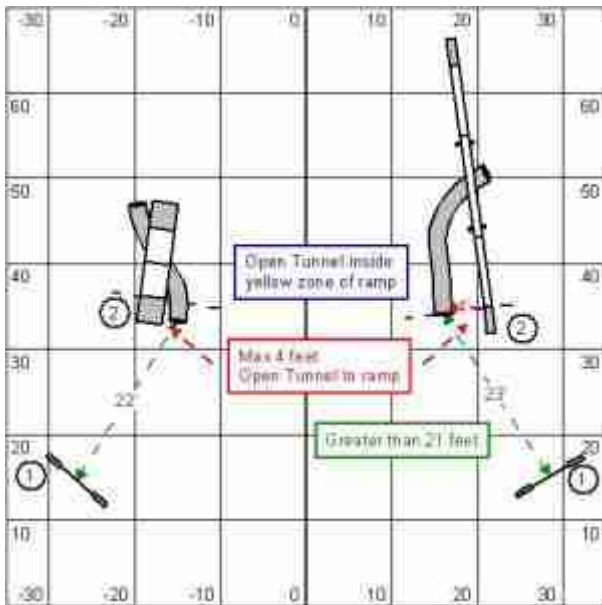
- Dog Walk: 4 feet minimum next to the yellow zone (up and down ramp); 6 feet minimum if next to any other part of the dog walk.
- A-Frame: 8 feet minimum

**Any Obstacle Next to See-Saw Up-Ramp:** For safety reasons, there must be a 4 foot minimum between the Up-Ramp of the See-Saw and any other obstacle.

**The "Raised End" of the See-Saw Board:** Because we do not want handlers running into the raised end of the board, there needs to be at least 8 feet between the raised end of the board and any other obstacle on the course.

**Counting a Contact / Open Tunnel Challenge:** If you place an Open Tunnel next to the contact zone of the Dog Walk or AFrame (for a contact/tunnel discrimination), a challenge will be counted, even if the distance from the prior obstacle exceeds 21 feet, if both of the following conditions are met:

- The Open Tunnel entrance must be within the yellow zone of the contact's ramp (see drawing below).
- The spacing between the edge of the Open Tunnel and the contact's ramp must be no more than 4 feet.



Judge Cancellations: Clubs now have the option of requesting that a judge cancel from an upcoming assignment. In order for a judge to be removed from an approved assignment, the following conditions must be met:

- The cancellation request must be presented in writing from the club to all parties affected.
- All parties affected must agree upon all parts of the cancellation agreement, including how to handle those courses already designed by the judge being canceled.
- If you are the judge taking on additional classes and you wish to re-design or alter the already-approved courses, check with your reviewing Field Rep first (prior to accepting the cancellation agreement) if the cancellation is inside the 30 day time period for submitting courses.

Start and Finish Lines:

- Standard and JWW: The Timer/Scribe need no longer be placed on the same plane of the start and finish obstacles, so long as the openings for both the start and finish obstacles may be seen by the timer.
- FAST: The Timer/Scribe must now only be on the plane of the start line. The timer must only be able to see opening of the finish obstacle.
- All Classes: The Timer/Scribe must still be closer to the start obstacle than the finish obstacle, thus allowing for adequate communication with the gate steward.

Weave Poles as an off-course challenge: The weave poles may be counted as a challenge option if any part of the weave pole obstacle (not just poles 1-2) are within the 21 foot requirement.

Verify Your Classes: Please remember that it is a judge's responsibility to obtain from the club a Premium List and to verify that the classes listed match your contract. If you are having trouble getting a club to respond, please call your reviewing Field Rep or Andy Hartman and we'll assist you. You should also remember to check the AKC website.

When is a Re-Attempt Offered: Judges should only offer/allow the handler to re-attempt a contact obstacle if, in the judge's opinion, it was a true instance of the dog falling off the obstacle. Please brief that the exhibitor has the option to reattempt ONLY if the judge determines that the dog fell off of the obstacle as opposed to the dog exiting the obstacle voluntarily such as when the dog chooses to get off to either follow handler or is refusing to do the obstacle.

Re-Attempt at the Closed Tunnel: It is OK for the judge to assist the exhibitor during the Closed Tunnel's re-attempt by holding the end of the chute to get the dog thru it.

When to Tweak and When to Call: If your approved course needs to be altered in the field and the change makes you question yourself, and/or if the average exhibitor, having looked at your posted map of the course, would say "This course is different than the map." then attempt to reach the Field Reps first for approval. If no Field Rep could be reached, go ahead and use your best judgment, noting the changes on the AKC copy of the course provided to the Club. Also, the change must be noted in your judges report and copy of the changed course sent to the Director of

Agility.

Applying the 3-attempts weave pole rule in FAST: The 3-attempts rule shall only be administered in FAST when the weave poles are the 2nd or 3rd obstacle in the Send Bonus. In other words, only when Refusals and Run-outs are being scored.

Dual-Pointed FAST Obstacles: If a dual-pointed obstacle is used in a combo, it has to be unidirectional from the side that is not part of the combo. In this fashion, it is clear to the judge & exhibitors whether to award the value of the individual obstacle or to evaluate awarding the combo value once the combo is successfully completed, based on the dog's direction of travel. See the diagram below.



Reminder - Lower Aframe for 4 and 8 Inch Classes - To help you remember to lower the aframe for the 4 and 8 inch classes, or to raise it back to 5'6" for the other classes, we suggest drawing a brightly colored line on the gate sheet at the point in the running order when the aframe should be changed. Brief the gate steward to announce "aframe change" at that point.

We have done this at a few trials and it has worked well.

New FAST Scribe Sheet: Having spent the last two years evaluating how best to accurately review FAST scribe sheets upon the completion of a class, a new Subtraction Method has been formed. The process is as follows:

- The judge first determines if the Send Bonus was successfully completed. If not, then the scribe sheet does not have to be verified further.
- If the SB was completed, then add up the points NOT EARNED.
- Subtract that value from 80.
- Subtract any time faults.
- Determine if your answer matches how the score table scored the scribe sheet/marked catalog.

Additionally, it was requested during the Advisory committee process that we add a blank section for recording the points as they occur. Use of this section is completely optional, but it does assist in determining whether a point value has been "missed" when questions arise from the exhibitor. Please be sure to brief your scribe and the score table as to the method you wish used.

A new FAST scribe sheet template (copied below) will be sent out shortly to the Clubs, Trial Secretaries, and software vendors.

---

## 1.3 November

### November 2010 (2010-11-08 15:44)

Thank you to each of you for helping to make the smooth transition to the changes in the Agility program starting September 1, 2010. This newsletter contains clarifications about how to apply the changes to your judging, as well as a couple of other questions we have received over the past few weeks.

**Wrong Course Fault Before The Dog Starts Its Run:** Please remember that a dog is to receive a wrong course fault call if an obstacle is taken prior to the dog starting the timer when it takes the first numbered obstacle on the course even if the timer has not indicated the run should start or if the dog chooses to do so on its own without direction from the handler.

*Agility Judges Guidelines, page 28, states:*

Start and Finish Lines:

- Dogs that run past the first obstacle or the last obstacle will incur a runout fault.
- No runouts or refusals will be assessed prior to the dog crossing the runout line of the first obstacle; **however, a wrong course will be assessed if the dog takes any obstacle on the course prior to crossing the runout line or starting the time normally by taking the first obstacle.**

**Proper Calls After Dog Is Required To Move On:** If the *Regulations* state that a dog must move on to the next, correct obstacle on the course (as is required by the 4-paw safety rule and also the 3-attempts at the weaves rule), then only a Failure To Perform fault should be called. A Wrong Course fault is not required to be called as the dog is now required to move to the next obstacle; hence that obstacle is now the next, correct obstacle to be performed.

**Table Anticipation:** *Agility Judges Guidelines, Chapter 5, Section 3* currently states:

**Pause Table:** A dog is not on the table until completely on it with all 4 paws (i.e. no paws on the ground) and has not exited the table until it has left the table and all 4 paws have touched the ground. Until a dog is completely on the table they are still subject to refusal and run out calls. The judge should immediately begin the table count once the dog is completely on the table.

Please take note that the above definition of when the dog has “exited the table” is being changed.

Effective immediately, the new definition shall be:

**Pause Table:** A dog is not on the table until completely on it with all 4 paws. Until a dog is completely on the table they are still subject to refusal and run out calls. The judge should immediately begin the table count once the dog is completely on the table. . A dog has not exited the table until **all four paws are no longer in contact with the table and the dog has forward momentum (i.e. if they’re laying on their back and still on the table they’re fine,**

etc.) If a dog still has one or more paws in contact with the table at the conclusion of GO, then no fault shall be called.

**Tire Setting:** When the bars are set at 26 inches, please remember that the tire is to be set at 24 inches (not 20 inches). *AKC Regulations for Agility Trials, Chapter 3, Section 9, #12, chart*

**STD/JWW Rerun for Time:** *Agility Judges Guidelines, Chapter 7* states:

If it was clear, beyond a shadow of a doubt, that the dog was under time, the judge shall instruct the handler that the dog's time will be the *lesser* of the actual rerun time or standard course time. The judge may assign standard course time if the exhibitor does not wish to rerun **or if the dog does not complete all obstacles on the course**. If the handler runs their dog in an unsafe manner, the judge will ask the handler and dog to leave the ring. Standard course time and a qualifying score will then be assigned to the dog.

Please remember to brief the exhibitor that if their dog does not complete all of the obstacles during their re-run, then Standard Course Time and a qualifying score shall still be awarded.

**Harnesses:** Please add to your briefing the following statement about harnesses:

*"All sections of a dog's harness must be snapped closed prior to the handler/dog team leaving the ring, otherwise the dog has left the ring "off-leash" and a resulting Excusal fault must be called."*

Remember, once you believe the dog is under the handler's control, such as sitting next to the handler or the handler has their hand on the collar, you may release the next dog to run. You do not have to hold up your ring waiting for all sections of the previous dog's harness to be snapped closed.

**Table to Contact Obstacle:** Designing a course where the path is from the table to any contact obstacle is no longer allowed. *Agility Judges Guidelines, Chapter 3, required Obstacles* will be rewritten to clarify this point

**Junior Handler Forms:** Contrary to what the form states, please be aware that any judge of-record for that weekend's event, the Trial Secretary, or an AKC Field Rep may sign the form AFTER having first verified the score and placement from the marked catalog results.

**Club/Training Center logo-wear:** The question has been raised whether the clothing policy that allows club insignia to be worn while competing in agility extends to training centers, etc. Yes, exhibitors may also wear clothing displaying their training center's name and logo, however, it cannot advertise the facility with a statement like, "Train your dog at ABC Training Center."

---





## 2. 2011

### 2.1 February

#### **When Does the Judge Of Record (not a VMO) Measure a Dog? (2011-02-08 15:34)**

When do I measure a dog?

1. They have NEVER been measured by an AKC VMO or Field Rep and DO NOT have a yellow slip
2. They have a yellow slip but it is a Temporary one that has expired because the dog has turned 2 years of age since the measurement.

When do I NOT measure a dog?

1. When they have ANY yellow slip where the measurement was done after the dog turned 2 years of age.
2. If the dog is running in either the 24 or 26-inch jump height class.

---

#### **Walk-Through Clarifications/Adjustments (2011-02-08 15:35)**

Eight to ten minute walkthroughs are highly suggested so everyone gets a chance to adequately study the course. There are times, however, that this amount of time may not be necessary. Some examples would be for small classes leaving lots of room to walk the course and everyone on the course is satisfied and leaves the walkthrough early. At times a ring that has been built may be available while the other ring is running. If the ring is opened up for competitors to walk this could be considered part of the walkthrough. If there are any conflicts they can be addressed by the judge of record for that ring. There will be times when an 8 minute walkthrough may not be necessary. Common sense should dictate whether a time less than 8 minutes is adequate.

A five minute period after the walkthrough to allow time for the first dogs to be ready to start the class is required. This requirement may be adjusted under certain circumstances to help keep the trial moving in a timely manner.

For small classes where at least the first 8 competitors in the running order are ringside and ready the class may begin. Under no circumstances are these 8 competitors to be rushed in any way and if they need the full 5 minutes to prepare then so be it.

When there is a large class and the walkthrough has been split and competitors will walk, walk and then run there need not be a 5 minute delay for the first dog to be ready to start the class. The first group will have had 8 minutes

(while the second group is walking the course) to prepare for their run. Conflicts can be addressed with the judge of record.

---

### **MACH Title Victory Laps (2011-02-08 15:36)**

Exhibitors completing a MACH title may stay in the ring and take a “victory lap” if they wish to do so. The victory lap must be taken immediately after completion of the MACH run and before the handler and dog leave the ring. When ever a dog and handler are in the ring they must abide by all Agility Regulations and Guidelines and thus are subject to the possibility of incurring an elimination fault.

---

### **Timer Console Versions/Abilities (with contribution from David Nauer) (2011-02-08 15:38)**

The Timer Console version may be found by turning on the console, then watching the Status Display screen in the lower left hand corner. The second screen of information (after Initializing ...) will be “POLARIS Rev #. #”. The number displayed is that timer’s version number.

Many clubs do not update their version until required (like when FAST came). One significant add in V2.9 allows you to leave the time display panel on during FAST. The display will turn to “go” – actually 60 – when the “go” button is pressed, then the entire panel will go blank when the dog’s run starts by pressing the black button. Then, when the finish obstacle is taken the display comes back on showing the dog’s time. This is great if you can be in a position to see it at the start because you can tell if your timer has pressed the button when the dog starts – if you see something on the display and the dog is running you can stop it because it is a timer malfunction.

The brand new V3.0 has now created a new category for count down. In the advanced menu you can set both a count down time period (usually 8 or 10 minutes) and a “Post-count down” time period – which you should set to 5 minutes. When in use the countdown timing works just as normal but at 0.00 the buzzer sounds twice and the timer starts counting UP. The idea is at the buzzer the exhibitors should clear the ring and that 5 minutes is “first dog on the line”. Cool stuff.

V3.0 also changes the setting of the automated table timer count default from continuous to restart in order to match up with our current AKC Regulations.

---

### **Where to Set the Timer Eyes on the Tire Jump (2011-02-08 15:39)**

We recommend the timer eyes for the tire jump be set at the bar-jump height of the class, thus when a class's height change is called, all of the equipment is being set to that stated height (assuming the tire's chain has been marked for bar-jump heights as suggested previously).

---

### **Training on Show Grounds (2011-02-08 15:40)**

There has been an issue brought to AKC's attention regarding the recent regulation change to Chapter 1, Section 15 of the *Regulations for Agility Trials*, "No agility obstacle training is allowed on the show grounds except for the use of the warm-up jump. No training is allowed on the trial equipment from 12:00 a.m. the day of the trial, to at least one (1) hour after the completion of the trial (on the last day of any set of trials)."

Clubs have contacted AKC to state that exhibitors have felt it is now allowable for them to practice on the club's equipment on the day preceding an event because the regulation changed to say training on the equipment is not allowed beginning at 12:00 a.m. the day of the trial. This is not the case. This regulation changed to allow clubs/facilities the ability to hold their training classes the night before a club's trial without impacting their normal training schedule. Clubs are not allowed to hold fun runs at an event site on the equipment unless they apply with the American Kennel Club to hold a Sanctioned Match.

---

### **Handling Dog Aggression (2011-02-08 15:41)**

Please be aware that Chapter 1, Section 23 in the 11/2010 printing of the *Regulations for Agility Trials* was modified to clarify Event Committee vs. Judge's responsibilities. The new section is outlined below:

#### **Chapter 1, Section 23. Handling Dog Aggression.**

### **Event Committee Responsibility:**

Any dog, that in the opinion of the Event Committee, attacks a person or a dog at an AKC event, resulting in an injury, and is believed by that Event Committee to present a hazard to persons or other dogs, shall be disqualified. When the dog is disqualified by the Event Committee pursuant to this section, a report shall be filed with the Executive Secretary of the American Kennel Club. The disqualified dog may not again compete at any AKC event nor be on the grounds of an AKC event unless and until, following application for reinstatement by the owner to the American Kennel Club, the owner receives official notification in writing from the AKC that the dog's eligibility has been reinstated. If the Event Committee becomes aware of any act of dog aggression that takes place in association with their event, the Committee must look into the incident and complete the form (AEDSQ4). No exhibitor complaint is required. Please refer to *Dealing With Misconduct at American Kennel Club Events*.

### **Judge's Responsibility:**

1. If a dog displays THREATENING OR MENACING BEHAVIOR toward a person in the ring, a dog at the start line, or leaves the ring and displays these behaviors toward a person or dog outside of the ring:

- The judge must EXCUSE the dog from the ring and mark "EXCUSED" in the catalog, stating the reason.

2. If a dog in the ring ATTACKS another dog (usually at the start line), leaves the ring and ATTACKS another dog, or runs into the ring and ATTACKS another dog:

- The judge must EXCUSE the dog and seriously consider doing so for the remainder of the day or series of shows, and must mark "EXCUSED" in the catalog, stating the reason.

- The judge must fill out a current DOG ON DOG ATTACK form (AEDSQ3) and have the Event Committee/Secretary FAX it to AKC Event Operations within 72 hours of the incident.

3. If a dog ATTACKS any person in the ring or ATTACKS the judge while being measured:

- The judge must DISQUALIFY the dog, and mark "DISQUALIFIED" in the catalog, stating the reason.
- The judge must fill out a current DISQUALIFICATION FOR ATTACKING form (AEDSQ1) and have the Event Committee/Secretary FAX it to AKC Event Operations within 72 hours of the incident.

4. If a dog either displays THREATENING OR MENACING BEHAVIOR, or ATTACKS a VMO or Field Representative while being measured:

- The behavior must be reported immediately to the Event Committee, asking for an investigation to determine if the dog should be DISQUALIFIED and/or asked to leave the show grounds. The Judge of Record should also be notified that the dog could not be measured.

5. Any dog presented for measurement by the Judge of Record that is unable to be measured due to AGGRESSION must be excused by the judge of record as described in Section 1 above.

### **Note:**

- In any of the above situations, if there is an EXCUSAL, this type of report becomes part of the dog's record and is applied toward the dog being permanently barred from AKC agility events. If two separate incidents are

reported to the AKC Director of Agility, the dog will be barred from all future AKC agility events.

- In any of the above situations, if there is a DISQUALIFICATION, this type of report signifies that the dog may not compete at any AKC event nor be on the grounds of any AKC event unless and until, following application for reinstatement by the owner to the AKC, the owner receives official notification in writing from the AKC that the dog's eligibility has been reinstated.
- If a dog is DISQUALIFIED and the Event Committee determines the dog to be a possible danger, the dog must be removed from the show grounds. The Event Committee always has the option of asking that any dog be removed from the show grounds if they feel that the dog is a threat to other dogs or to people.
- In all instances of aggression associated with an event:
  - The judge must submit to the Director of Agility, a written report of the incident along with the judge's trial report.
  - The Trial Chairman must submit to the AKC, a written report of the incident along with the Trial Chairman's report.
  - The Trial Secretary must submit to the AKC, a written report of the incident along with the trial catalog.

---

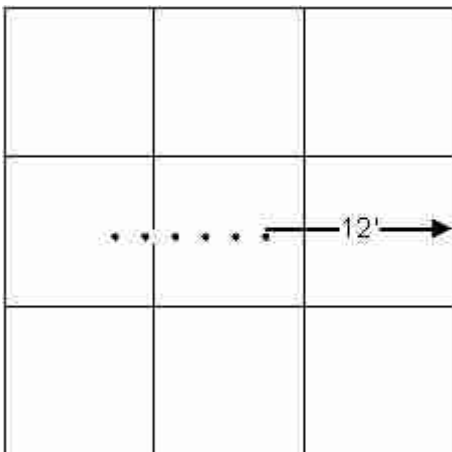
## 2.2 May

### Course Design Changes (2011-05-08 15:21)

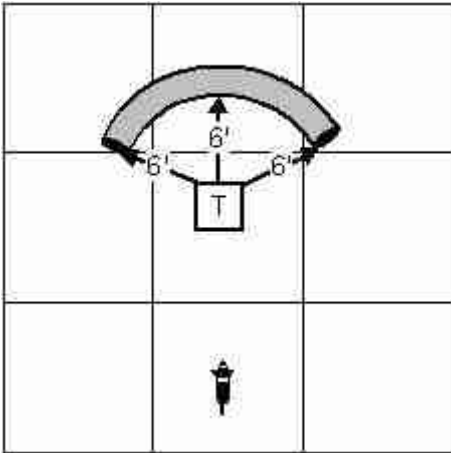
As the sport of Agility grows and changes we need to continuously review course design parameters. Below are changes that have been made to the course design section of the *AKC Agility Judges Guidelines*. You will find these changes in the next revision.

Until then, please reference this newsletter when designing your courses for the changes listed below:

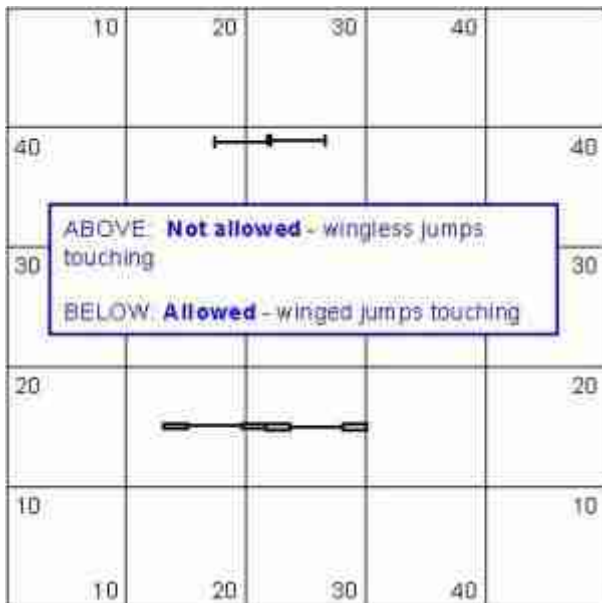
- Weave poles must have 12' from the exit to the ring barrier at all levels



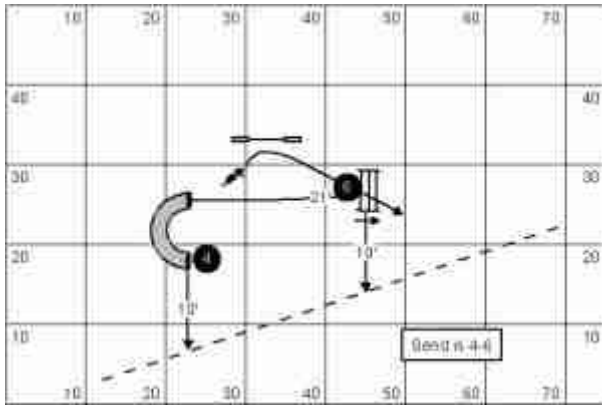
- Must have 6 feet from the table to any obstacle, pole, barrier or wall



- Only winged jumps may be placed touching each other. This set up will still be reviewed for dog and handler safety. Jumps without wings may NOT be placed so they touch each other.



- In the Send Bonus on a FAST course the Tire is no longer allowed. The triple may not be used in the Send Bonus if there is any option that would pull the dog off its path and the expected redirect by the handler would send the dog back to the triple at an unsafe approach angle.




---

**Handler or Dog Knocking Down a Free-Standing Wing (2011-05-08 15:30)**

At present the *AKC Agility Judge's Guidelines*, Chapter 5, Section 4, Course Faults, Eliminations/Failures (F) state, "A handler who knocks over the free standing wing of a jump is assessed an "F"". Effective immediately, that section has been changed to read, "A dog or handler who knocks over the free standing wing of a jump is assessed an "F"."

---

**Handlers May Refuse to Accept a Qualifying Score (2011-05-08 15:30)**

If a handler approaches you or the score table wishing to refuse a qualifying score because he/she knows their dog performed a Non-Qualifying fault on-course that was simply not seen or recorded, please be aware that it is ok to change their score to an NQ via recording an "E" (Excusal) on the scribe sheet and noting the reason that was given to you by the handler.

---

**Scribe Sheets, Marked Catalogs, Certification Pages, et. al (2011-05-08 15:31)**

John Brading, Manager of Event Operations, asked us to remind you about a couple of items when checking the scored results.



- Please realize that you are responsible for what appears in the marked catalog results; not the Trial Secretary. Scores, times, course and time fault calculations, placements, Qs, NQs, SCTs, yardages, etc. are your responsibility to verify.
- Please verify the correct SCT and yardage for all classes and all jump heights have been input into in the marked catalog results. Although it is customarily allowed to make corrections by pen and initial, if a SCT needs to be corrected, ask that the catalog page(s) for the entire class/jump height(s) affected be regenerated, as Qs may be affected by the correction.
- It is perfectly acceptable for you to make a correction by pen, however please be sure you initial the change(s) and that the incorrect paperwork is not retained by the scoring table, as often times your corrected copy is not the version sent into AKC for processing. Simply drawing an "X" across the incorrect page will make it stand out.
- If a tie for placements existed, along with double-checking that the winner of the tie received the higher placement, please also make sure to note in the marked catalog results how the tie was resolved (i.e. run-off, flip of a coin, etc.)
- Please be sure to initial every page of the marked catalog results of which you were responsible for checking and also that you do NOT initial any page containing results for dogs of which you did not judge. If mixed results are on a page you are being asked to check/initial, please "X" out clearly those results which do not belong to you.

---

### **Australian Shepherds approved to convert to Miniature American Shepherds (2011-05-08 15:32)**

In case you are asked during measuring or by a Club's Trial Secretary, the AKC Board of Directors made the following approval at the May 2011 meeting:

*United States Australian Shepherd Association*

*The Board reviewed the results of ballots by the United States Australian Shepherd Association (USASA) and the Miniature American Shepherd Club of the United States of America (MASCUSA). The ballots asked the membership for approval to open the AKC Stud Book to allow individuals to voluntarily remove dogs from the USASA Stud Book registered from the NSD pedigrees or are the descendants to create a new breed to be named the Miniature American Shepherd.*

*Both ballots were overwhelmingly in favor of this proposal. There was a motion by Mr. Arnold, seconded by Ms. Scully, and it was VOTED (unanimously) to consider the matter at this meeting, waiving the usual prior requirement. There was a motion by Dr. Battaglia, seconded by Dr. Smith, and it was VOTED (unanimously) to open the Stud Book for the Miniature American Shepherd for inclusion in the Foundation Stock Service with the Herding Group designation.*

*The decision to change a registered Australian Shepherd to Miniature American Shepherd will rest with each individual owner. Additionally, the AKC Board approved the Miniature American Shepherd of the United States of America, (MASCUSA) as the Parent Club to represent the breed.*

The Miniature American Shepherd (MAS) became recognized as an AKC FSS breed effective 5/9/11. Any dog that is currently a PAL/ILP or registered Australian Shepherd may be converted at the owner's request to a MAS. There is a form to complete and they may contact the Parent Club (Miniature American Shepherd Club of the United States of America (MASCUSA) or email FSS@akc.org to make a request and they will send them a form. The dogs that are converted will keep their same AKC # and all awards records.

---

## 2.3 June

### **Time 2 Beat (T2B) (2011-06-08 15:14)**

Time 2 Beat (T2B) will become an official titling class July 1, 2011. Please include the notations below in your exhibitor briefings for July-September if you are judging the T2B class. In addition, we have included the new Chapter 7 of the *AKC Agility Judge's Guidelines* pertaining to Time 2 Beat, along with a sample marked catalog page and an updated course design checklist.

**One T2B Course Per Day Unless Approved:** Ideally a club should only offer one T2B-designed course per day. If the club feels there is a special need for having multiple T2B courses designed for a single trial date, they must first obtain permission from Carrie De Young before asking you to design the additional course.

**Keeping Track of the "Time To Beat":** Please discuss options with your club for keeping exhibitors informed about what is the time to beat for their class (i.e. T2B, T2BP) and jump height. One idea seen during last year's demos was a white board posted at the ring gate.

**Setting MCT for the Time 2 Beat Class:** If your e-timer is version 2.6 or above, set your timer's SCT to be 20 seconds less than Max Course Time for the jump height that is running, hence the horn will sound and time will stop if a dog's run reaches MCT. (Example: Program the timer for 40 seconds for the 4"-12" jump heights.) If MCT is reached and the horn sounds, also blow your whistle and instruct the exhibitor to exit the ring.

If your e-timer is below version 2.6 (which also means MCT is being calculated using SCT times 1.5), set your timer's SCT to 40 seconds for the 4"-12" jump heights, 37 seconds for the 16" jump height, and 34 seconds for the 20"-26". Please also advise the club to have their e-timer's programming updated. (FarmTek, c/o Mike Douglas, 800-755-6529

972-429-0947, mike@farmtek.net)

### **Exhibitor Briefing Notations:**

- Maximum Course Times (MCT) by Jump Height:

- 4" - 12" is 60 seconds
  - 16" is 55 seconds
  - 20" - 26" is 50 seconds (no extra time for preferred jump heights).
- Run times less than MCT receive a qualifying run.
  - The fastest qualifying run in a class/jump height sets the Standard Course Time (SCT) and earns 10 points.
  - All qualifying runs earn a minimum of one (1) point, how many points earned is based on a varying percentage of the SCT set by the fastest dog.
  - It takes 100 points and 15 Qs to earn the T2B / T2BP title.

In addition, please refer to JG: Ch 7, Sec 3 – Exhibitor Briefings (see below) for additional items to be mentioned during your T2B briefing.

**3-Attempts At The Weave Poles:** If the Weave Poles are being used twice on your T2B course and you have instructed the handler to “go on” because of the 3-attempt rule during the Weave Pole’s first use, it is still permissible for the dog to attempt the Weave Poles an additional three times when encountered on-course the second time.

**Dog Commits a Wrong Course Fault in the Middle of Performing Weave Poles:** As an example, if the dog is performing the Weave Poles and has committed two (2) attempts, then runs off and commits a wrong course, when the dog is brought back to complete the Weave Poles, the handler only has one (1) additional attempt left at the Weave Poles (equaling the three original attempts allowed).

**No 1<sup>st</sup> Obstacle Run-Outs Called:** At the first obstacle, if the dog incurs a run-out by running past the r/o line of the first obstacle, no fault shall be called in T2B.

**4-Paw Safety Rule:** If a contact obstacle is being used twice on your T2B course and the dog incurs a 4-paw safety rule during that contact’s first use, it is still permissible for the dog to attempt that same contact obstacle when encountered on-course the second time.

---

## 2.4 September

### Judges’ Liability Insurance (2011-09-08 15:01)

The judges’ liability insurance covers judges in their capacity as a judge at AKC events, which means while officiating in the ring. This insurance is provided if an exhibitor sues them for excusing or disqualifying a dog for some reason that the exhibitor disagrees with, injuring a dog in some way, and any issue that takes place in their ring. This insurance does not cover any issues of injuries while traveling or for that matter in the ring. It only protects the judge from being sued by exhibitors while performing their function as a judge. A flyer with additional information from the insurance broker may be found here: [http://classic.akc.org/pdfs/events/agility/judges\\_liability\\_coverage.pdf](http://classic.akc.org/pdfs/events/agility/judges_liability_coverage.pdf)

---

### **Harness and Leashes (2011-09-08 15:03)**

It is perfectly acceptable for a handler to bring their dog into the ring on a harness, then ask the leash runner to carry both the harness and a slip lead to the “out” gate, so that after the dog’s run concludes, the handler can just slip the lead over the dog’s head and leave the ring. So long as the dog is restrained by that slip lead, the harness does not have to be re-fastened to the dog.

---

### **Course Change Submissions (2011-09-08 15:05)**

Please remember that if you make any changes (not tweaks) on-site to your approved courses; be sure to email a CRCD3 file listing those changes to both Carrie DeYoung and your supervising Field Rep after the trial weekend. Before any changes are made an attempt should be made to reach either your Rep or another Rep if your Rep is not available

---

### **Separating Multiple Dogs / Same Handler on the Gate Sheet (2011-09-08 15:07)**

If a handler has multiple dogs within the same jump height, those dogs may be separated to allow for adequate spacing between runs, including moving one of the dogs to the start of a prior jump height. It is important that the run order of the dogs within the same jump height does not change, however it is ok to move a dog out of order (i.e. in front of or behind) another dog/same handler that is in a different jump height.

Example: A handler is showing dogs “a” and “b” in the 26 inch jump height class and also dog “c” in the 24 inch jump height class. Dog “a” may be moved to run between when the 20s conclude and the 24s begin, thus giving that handler

more time between runs. This process keeps the ring from waiting on that handler to switch dogs when the 26 jump height is running. It does not matter if dog “a” is now in front of dog “c” so long as the dogs within the same jump height class did not switch in order (i.e. dog “b” may not be put between the 20s and 24s). When entries first close we ask that Trial Secretaries continue to provide as much space as possible within a jump height for handlers who are running multiple dogs. If additional space is still desired, the exhibitor should discuss options available with the judge as it is the judge who is responsible for gate changes during the trial weekend.

---

### **Signals after 3-attempts at Weave Poles (2011-09-08 15:08)**

If you have counted three attempts at the weave poles and tell the exhibitor to “go on” to the next, correct obstacle, you should simply signal 3 Rs (for each attempt, assuming Open or Excellent), then an F (for failing to perform the weaves) – no W is required or warranted. Since you are telling the exhibitor to move on, they are now performing the next, correct obstacle, hence the dog is not “off-course”.

---

### **T2B Scribe Sheets to Marked Catalog – Items to Watch For (2011-09-08 15:10)**

Below are a couple of items to keep an eye out for when checking your T2B marked catalog results at the trial:

- 1) To qualify in T2B the dog's run time must be under the maximum course time (MCT). The AKC has received results where a dog's run time was MCT and but were listed as being qualified.
- 2) Maximum course time is being used/listed as the standard course time (SCT), which is incorrect. The SCT should be the time to beat as posted by the fastest dog in the jump height. The- MCT and SCT are two, separate numbers used for different purposes.
- 3) T2B points are being recorded in the marked catalog results. Neither “score” or “points” should be shown in the catalog.
- 4) Marked catalog results are not printing “Q” or “QUALIFIED” or noting the 1st placement; this is required.
- 5) The Certification page is showing 0 for dogs that have qualified and 0 for dogs entered in T2B; this is incorrect.

---

### **Judge's Posted Briefings are Now Optional (2011-09-08 15:11)**

Effective immediately, judges have the option of posting a judge's briefing if they so desire, but it is no longer required. The AKC Agility Judge's Guidelines will be updated during the next printing to reflect this change.

---

### **FAST Subtraction Method (2011-09-08 15:12)**

Effective September 1, 2011 all clubs should be utilizing the Subtraction Method of the FAST scribe sheets exclusively. Please be aware that the “box” for noting obstacle points as they occur is optional. There is no requirement that it be used. As has been the practice in the past, clubs may modify the scribe sheet to suit their needs, which includes removal of this “box” if the club does not wish to utilize that method, however the “math” for the subtraction method must be retained (i.e.  $80 - \# \text{ of points obstacles not circled} - \text{time faults} = \text{score for all with SB circled}$ ).

---

## **2.5 November**

### **Tire Jump (not noted in regulations) (2011-11-08 14:59)**

The AKC Agility Department is highly recommending that all clubs change the markings on their tires so that the number the tire is being set to is the height of the class the dog is in.

Example - Tag (or marking) states 20” - this means this is the setting for the 20” class, but the tire when measured is physically set at 16”. This should be done so the setting is universal from trial to trial.



# 3. 2012

## 3.1 April

### Course Design Changes (2012-04-08 14:24)

Effective immediately, the following course design changes are being made:

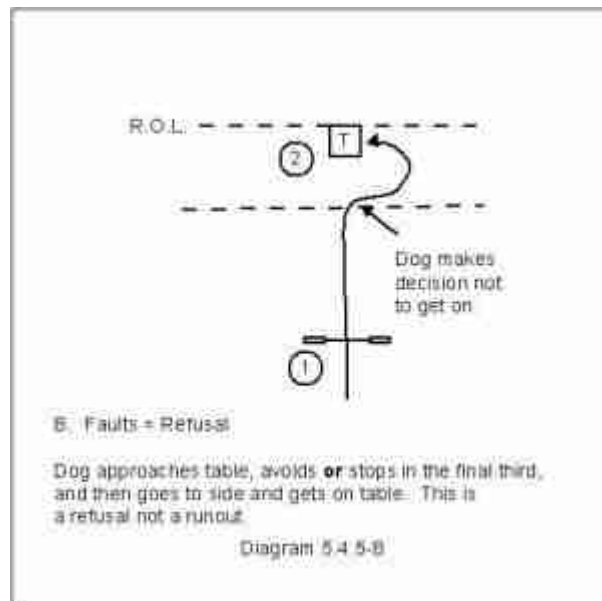
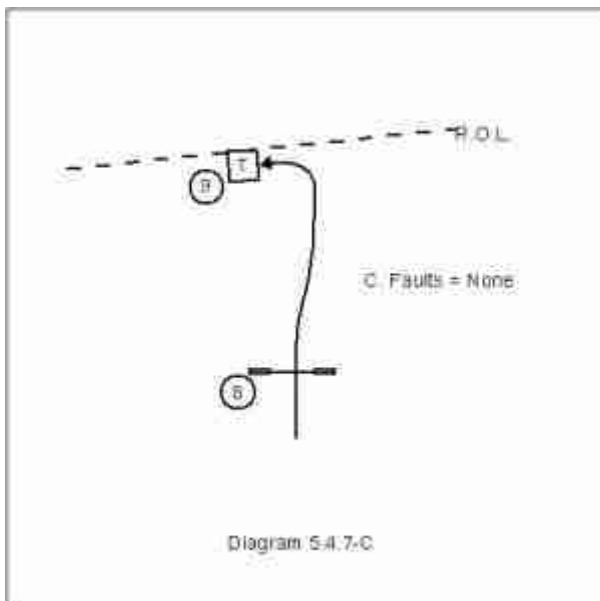
- The temporary provision put into Time 2 Beat not allowing the weaves to be numbered twice shall become permanent with the next revision of the Judge's Guidelines.
- Being it is not an "allowed" obstacle, the dog walk may not exist within a course on a Time 2 Beat course, even if it is there to nest into the next-use of the ring.
- With the length of the chute being shortened, thus the speed of the dogs increasing, the chute obstacle may no longer be placed underneath any other obstacle.

---

### Clarification of Refusal Call at Table (2012-04-08 14:26)

If the dog is approaching the table (next correct obstacle), then alters its path within the last 1/3rd to avoid the front side, a refusal call must be called even if the dog ultimately jumps up on the table from the side.

Refer to modified Diagram 5.4.5-B (see below) that will be updated in the AKC Agility Judge's Guidelines.





---

### Re-Run Standard or JWW and Weaves (2012-04-08 14:30)

If a dog is re-running for time and incurs any type of fault at the weave poles, the dog must be brought back and re-started as was the process during the original run.

---

### Required Obstacles vs Option (2012-04-08 14:31)

If you determine during the running of your course that a required obstacle is missing, the ring must be halted and the required obstacle put into place immediately. Conversely, if you determine that a dummy obstacle is missing (hence an option), the ring should not be halted – the missing obstacle should be put into place between jump heights.

---

### Tunnel Measuring and Wheeling (2012-04-08 14:35)

Regulations for Agility Trials, Chapter 3, Section 3 state:

5. Open Tunnel. The Open Tunnel is a flexible tube of durable material that is capable of being formed into curved shapes. The two openings are round with a height and width of 24 inches plus or minus (+/-) 2 inches with 4-inch rib spacing required.

When verifying a tunnel's rib-spacing, be sure to first stretch the tunnel out taunt.



\*Correct



\*Incorrect

In addition, when reviewing your course in the field, please assure that the tunnels in-use have been stretched out so that your wheeling is accurate and also to prevent movement of the tunnel. A tunnel may not be “squished” to accommodate a smaller size; that creates a dangerous situation for the dogs running through the tunnel.

---

### Wing Measuring (2012-04-08 14:43)

Regulations for Agility Trials, Chapter 3, Section 3 further states:

15. Jump Wings. Jump wings must be between 16- and 36-inches wide (24-inches recommended). Wings must be between 26- and 42-inches tall and can be angled. Wings may either be freestanding or attached to the upright of a jump. It is recommended that wings be placed at the rear of the triple bar jump (e.g. even with the highest bar) and at the mid-section of a double bar jump (since the double may be bi-directional). The combined width of a bar jump's upright and wing may be no more than a maximum of 40-inches.

NOTE: A +/- 2-inch variance to the above 16-inch minimum will be added shortly to this section of the Agility Regs, allowing for a 14 to 38 inch wide range.



(Wing measures 20.5 inches)

Measuring of a wing is performed from a bar jump's upright edge where the cups exist (but the measurement does not include the cup itself) to the outer edge of the wing. Note in the picture how the upright pole of the jump is included when measuring this wing that is attached. The same applies if the wing is free-standing.

---

### **Menacing Incident Write-Ups (2012-04-08 14:46)**

Please write up your description of who and what occurred in the Comments section of your Judge's Post-Show web form report. This helps us keep the details of the trial and the incident in one document. Please do not send your write-up in a separate email.

---

## **3.2 May**

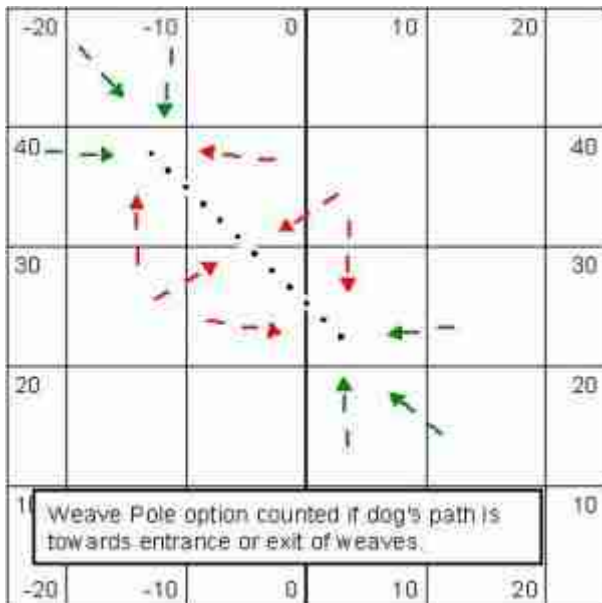
### **Judge's Briefing (2012-05-01 13:31)**

Please add to your judge's briefing that if a Field Rep or VMO is present, then dogs running in the 24 and 26 inch jump height classes that do not have either a permanent height card or a valid temporary height card, must be measured at some point during the trial weekend.

---

### **Weave Pole Option (2012-05-08 13:32)**

Effective with any future course submittals, weave poles will only be counted as an off-course option/challenge if the dog is approaching the entrance or exit pole. (see diagram).



### SCT Worksheet Calculations (2012-05-08 13:35)

All judges must retain a written record of the yardage that they wheeled and the SCTs calculated during their judging assignment. It is perfectly ok to use computer software for calculating SCT, however a written record of both the yardage and SCT calculated for each jump height group must be provided to the scoring table and the judge must retain a copy for their permanent records. Provisional judges are required to complete the SCT worksheets manually using a calculator (no automated software) during all supervised assignments thus demonstrating they are able to hand-calculate SCT when/if necessary.

### Finish Line/Closing Sequence (2012-05-08 13:36)

Chapter 4, Section 14 of the Regulations for Agility Trials states:

Starting and Completion. A dog's time stops whenever any part of the dog crosses the finish line in the correct direction when the dog is in the closing sequence. The finish line is defined as the plane of the last obstacle. The closing sequence is defined by the completion of the second to last obstacle on the way to the finish obstacle.

The reference "plane" in the above paragraph is a finite line that only extends across the last obstacle on the course (i.e. between the two poles of the electronic timer "eyes"). It is NOT an infinite line, as defined for an obstacle's run-out line.

Additionally, the finish line is not "live" until the dog is in the "closing sequence", defined as the dog completing the second to last obstacle on the way to the finish obstacle. If a dog completes the third to last obstacle, runs around the second to last obstacle, and takes the finish obstacle (incurring both a run-out and a wrong-course fault), the timer

should re-start the time and the handler has the right to bring their dog back to complete the second to last obstacle, then complete the course and earn a valid run-time. (see diagram)




---

### Judge's Copy of Marked Catalog (2012-05-08 13:40)

Effective immediately, it is permissible for the Trial Secretary to provide your judge's copy of the marked catalog results by electronic media so long as you are able to verify its delivery prior to leaving the show site each day. For example, if delivery is by PDF file to a USB drive, be sure to access that USB drive to verify the file exists. If by email attachment, you must access your email account to verify delivery prior to leaving the show site. The AKC Agility Judges Guidelines will be updated to reflect this change in a future release.

---

### Rubber Bands on Dog's Head (2012-05-08 13:42)

Chapter 4, Section 11 of the Regulations for Agility Trials states:  
 Hair Tie Back Policy. Any dog whose hair over its eyes interferes with its vision, or whose hair on its ears interferes with the safe performance of the obstacles, may have the hair tied back with rubber bands.  
 A handler of any breed may use this procedure using multiple rubber bands as desired.

---

### **Assigning a Time in Lieu of a Re-Run for T2B (2012-05-08 13:43)**

Chapter 7, Section 4 of the AKC Agility Judges Guidelines states:

Re-Run for Time: The judge must determine if he/she believes the dog ran the course under Max Course Time. If so, the judge has the option of awarding MCT minus one (1) second in lieu of the dog re-running for time.

If you wish to assign time to a qualifying Time 2 Beat run, please be sure to use Maximum Course Time (for that class/jump height) minus 1 full second.

---

### **Resubmittals of R&R Courses (2012-05-08 13:58)**

Please remember any courses that are returned as R &R must be resubmitted within 7 days from the date they were returned to you. (AKC Agility Judges Guidelines, page 15).

---

### **New Age Minimum for Puppies on Show Grounds (2012-05-08 13:59)**

Effective July 3, 2012, AKC will start offering a new conformation class, the 4-6 Beginner Puppy Competition. Since agility uses the Rules Applying to Dog Shows definition of allowing all dogs on-site which are eligible to compete, the minimum age for puppies being at a trial will become 4 months.

---

### **Slip 'n Hook Collars (2012-05-08 14:11)**

Chapter 4, Section 9 of the Regulations for Agility Trials states:

Collars. At the handler's option, dogs may run a course with or without a collar. The only collars allowed when running a course are flat buckle or rolled leather collars, but there shall be no attachments hanging or otherwise allowed on the collar.

The collar pictured below is not acceptable as the loose ring is considered an attachment. A dog may be brought to the line wearing this collar so long as it is removed prior to the dog starting its run.



---

### 3.3 June

#### Table to See-Saw & A-Frame Obstacles (2012-06-01 10:03)

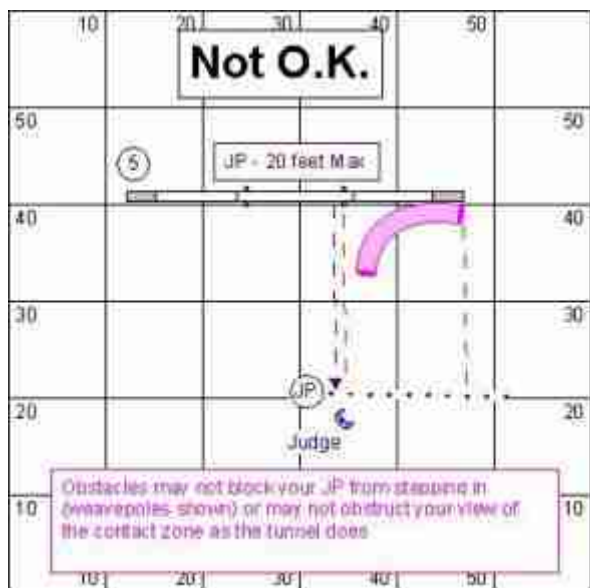
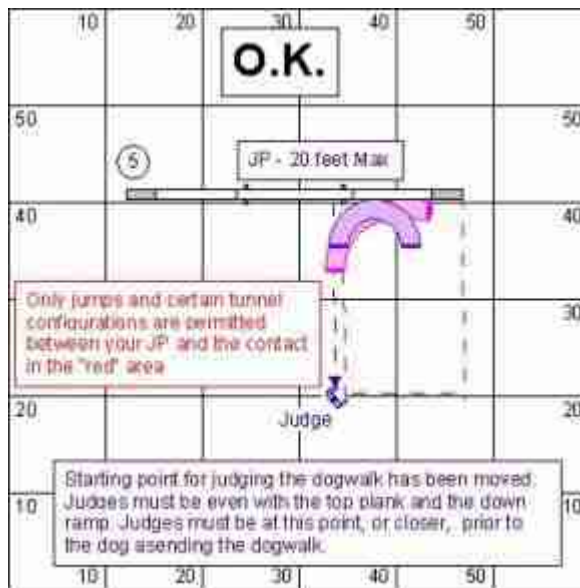

Effective immediately, it is now permissible for your course to have a see-saw

or an A-frame immediately following the table. As with all courses, this is subject to approval of the judging path. If the Reviewing Rep feels the judge's path will not allow this sequence to be judged properly, then it will be noted as a "MC" or an adjustment will be made by the Rep.

## Judge's Path 20 foot Maximum Changed for Dog Walk; Obstacles between Contacts and Judge's Path (2012-06-01 10:07)

It is now permissible for your judge's path at the dog walk to start at the juncture where the middle and down-ramp boards meet, thus you must only be within the maximum 20 feet during the down-ramp section of the dog walk. (See diagrams)

Obstacles may not be in-between your judging path and the judged contact zones of any contact obstacle where you may need to be able to get "in" to be in proper position. Although 20 feet is the stated maximum, you must always keep in mind when designing courses that individual runs may require you to move in closer. (See diagrams)





### **Time-2-Beat Courses Must Be Unique (2012-06-01 13:40)**

Chapter 3 – Course Design, Section 1 – Course Design Responsibilities, of the AKC Agility Judges Guidelines states:

The AKC encourages variety in its course designs, thereby ensuring agility exhibitors a truly unique experience each time they enter the ring.

Please remember when designing T2B courses, that although the T2B course may be nested to another course, it has to be different enough that the exhibitor doesn't feel as though they are running the standard or JWW course all over again.

Changing a few obstacles but keeping the flow predominately unchanged is not acceptable.

Changing the direction that some obstacles are taken, reversing the course or changing the side from which a sequence is likely to be handled are easy solutions to this that still allow the T2B course to be nested.

---

### **Send Bonus During a Re-Run (2012-06-01 13:43)**

The send bonus must be completed in the correct, numbered order during a re-run. If the dog commits a wrong course, it must be fixed by having the dog re-attempt and successfully complete the "next, correct" obstacle. The handler does not have to re-start the send bonus from its beginning – just have them complete the send bonus from where it was faulted.

## 4. 2013

### 4.1 April

#### **START/STOP LINES on STD, JWW and T2B Courses (2013-04-26 12:01)**

Effective immediately, it is no longer required that judges label their STD, JWW, or T2B submitted courses with start or stop lines. Start lines are still required to be labeled for all FAST courses.

Your reviewing Field Rep may still request that start/stop lines be submitted; it is the judge's option.

---

#### **Continuing Eds / Seminars (2013-04-26 13:08)**

Upcoming AKC Agility Judges Continuing Education Seminars

July 25-26, 2015  
Hartford, CT  
Pam O'Day  
Intrepid05@aol.com

Aug 11-12, 2015  
Tampa, FL  
Victoria MacVicar  
agilitybritts@earthlink.com

Aug 22-23, 2015  
Austin, TX  
Kathy Humphries  
yellowbc@gmail.com

Jan 30-31, 2016  
Portland, OR  
Lori Sage  
lksage@aol.com

July 23-24, 2016  
Baltimore, MD  
Blair Kelly  
blair.kelly@att.net

Upcoming AKC Agility New Judges Seminar

May 8-10, 2015  
Sanford, NC  
Bonnie Buchanan  
bon-clyde@windstream.net

---

### **Side Switches at a tunnel (2013-04-26 14:41)**

When looking at side switches – if a dog is picked up coming out of a tunnel on the same hand on which the dog was put into the tunnel, no side switch is counted.

---

**Clothing Policy myth (2013-04-26 14:41)**

Yes, it really is OK for a handler to wear corporate logo wear into the ring even though there is a possibility that their dog's name is Nike, Delta, etc.

---

**Carrying a dog in or out of the ring (on leash!) (2013-04-26 14:41)**

Handlers may carry their dog into or out of the ring; that is their option. A dog may be nicely carried out of the ring regardless of how the dog was brought into the ring (on leash of course).

---

**Teeter drop rate (2013-04-26 14:41)**

The drop rate of the teeter must be tested each day by the class judge in the ring with the teeter.

---

**Options must be S.A.D. (2013-04-26 14:41)**

When counting options on a course, an obstacle must be sightable, accessible, and desirable (in addition to being 21' or less from the prior correct obstacle) in order for it to be counted as an option.

---

### **Canine Partners listed as "All-American" (2013-04-26 14:41)**

Mixed breeds enrolled in AKC's Canine Partner's program should be listed in the marked catalog results as "All-American".

---

### **Titles, Breeder, Sire and Dam not required (2013-04-26 14:41)**

Titles, Breeder, Sire, and Dam are not required to be listed on the exhibitor's confirmation letter, in the catalog, or in the marked catalog results.

---

### **Off-Course called; on or off-leash (2013-04-26 14:41)**

A dog that engage (one paw) an off course obstacle prior to the dog starting its run has committed a Wrong Course, regardless if the dog is on leash or off leash. The Regulations for Agility Trials do not specify that dogs have to be off leash for this to be called.

---

### **FAST: Repeating contact obstacles (2013-04-26 14:41)**

It is OK for a handler to do contact obstacles multiple times in FAST. As long as they are not being mean or harsh with the dog, they may practice a contact obstacle multiple times if that is how they wish to use their time.

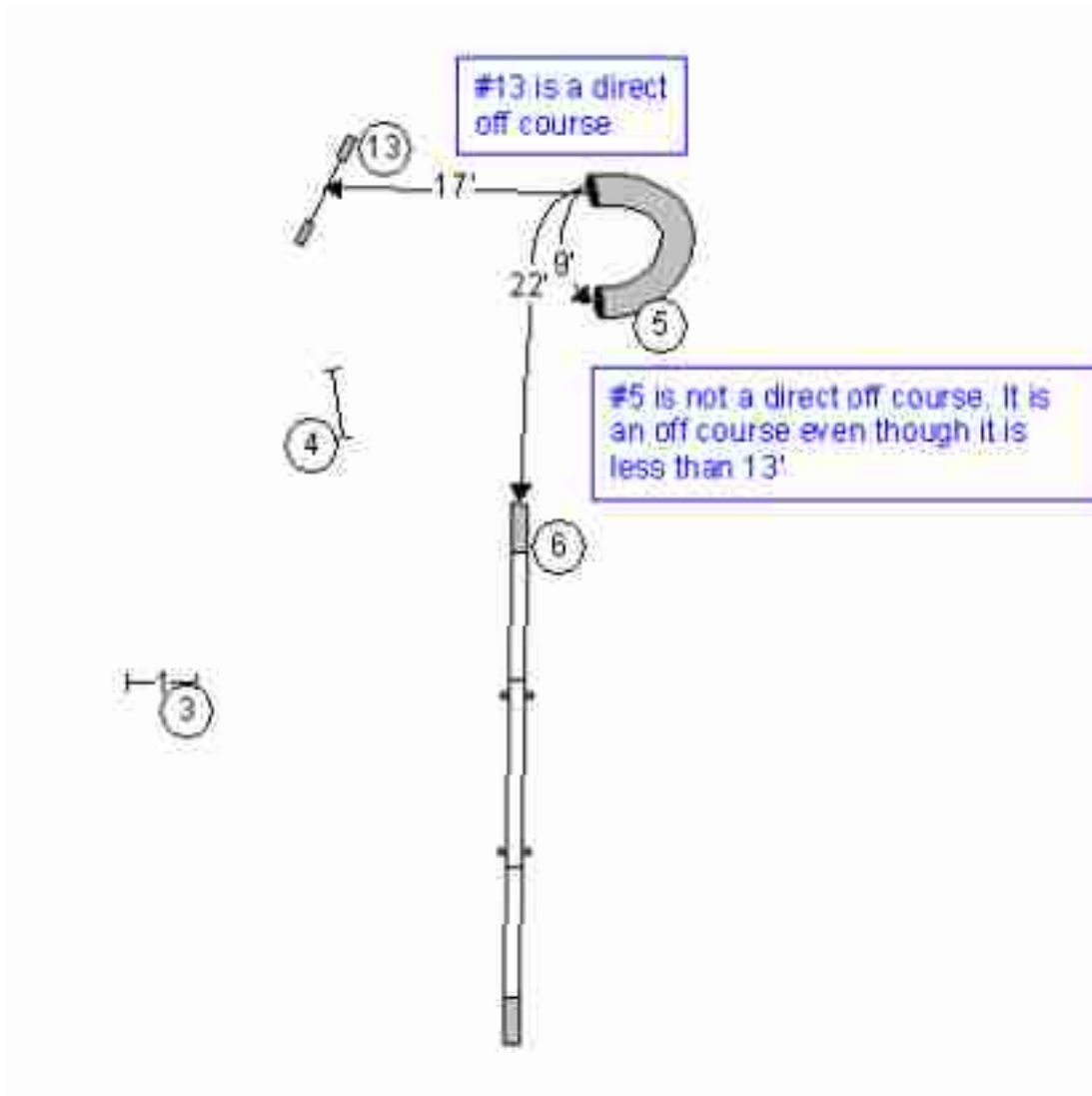
---

**FAST: Send Bonus with two, different starting obstacles (2013-04-26 14:41)**

If you have designed a send bonus that gives handlers the option of starting the send with two different first obstacles, the dog has started the send as soon as it takes either one of the first obstacles in the correct direction.

**Direct Off-Course Options must be a minimum of 13 feet (2013-04-26 14:41)**

Only off-course options that are in direct path of the dog as they complete the previous obstacle must be a minimum of 13 feet in distance. Off-course obstacles that the dog would have to adjust their path to navigate may be less than 13 feet in distance, depending upon whether the dog can navigate the approach angle safely.



---

## **When may a handler "help" a dog on an obstacle? (2013-04-26 14:41)**

If a dog gets "stuck" on a contact obstacle, say for example the teeter, it is OK for the handler to hold the dog's collar and help them finish the obstacle. Furthermore, it is OK for the handler to help navigate the obstacle, such as pushing the teeter board to the ground.

In both instances, the team would next be excused using the judge's whistle.

Please note that the dog MUST initially have all 4 feet on the contact obstacle before "help" from the handler is allowed. The handler MAY NOT "help" the dog get onto the obstacle via holding the collar or touching the obstacle.

---

## **4.2 May**

### **T2B Guidelines (2013-05-08 13:49)**

*AKC Agility Judge's Guidelines*

## **CHAPTER 7**

### **TIME 2 BEAT**

#### **Purpose:**

This optional agility titling class is meant to challenge the handler/dog to set a clean, efficient line with an emphasis on speed and accuracy.

#### **Section 1. General Course Design Requirements**

All courses must meet the usual safety standards set forth in the *Regulations for Agility Trials* and elsewhere in these Guidelines. In addition, the following factors must be taken into consideration when designing courses for the Time 2 Beat class:

- A minimum of 17 and a maximum of 19 obstacles shall be used
- One set of twelve Weave Poles are required

- If either the A-Frame or Teeter is used, then either one of the contacts or the Weave Poles must be taken twice.
- If both the A-Frame and Teeter are used, then each contact must only be taken once.
- A minimum of five (5) and a maximum of nine (9) options, and at least 3 side switches are required
- A maximum of three (3) 180-degree turns may be used; one (1) 270-degree turn is allowed
- All spacing and approach/entry requirements shall be the same as in all other classes
- Wrong course options shall be used in flow but not set up as a discrimination (i.e. Tunnel under the A-Frame); no adjacent entrances
- A maximum of one (1) Double Bar Jump or one (1) Triple Bar Jump must be on the course.
- The Double Bar Jump or Triple Bar Jump may be taken a maximum of two (2) times.
- Obstacles not allowed in T2B are: Pause Table, Closed Tunnel, Dog Walk, and Broad Jump
- One-bar jumps are allowed
- The Open Tunnel may be taken only two (2) times in the course flow; one tunnel may be taken two (2) times, or two tunnels may be taken one (1) time each

## Section 2. General Requirements

The fastest dog in each jump height division (regular or preferred) will set the winning time. The fastest time will be determined, before truncation, to the hundredth place and will be considered to be the SCT for that jump height division. The course will not be wheeled for the purpose of determining the SCT.

The course must be completed before the MCT for that height division is reached or the dog will received an NQ; the horn/whistle will blow when MCT has been reached. If the horn/whistle sounds, the dog and handler must immediately leave the ring.

The following table shows the MCT for each jump height division:

<i>Jump Height Class</i>	<i>MCT</i>
4"	60 seconds
8'	60 seconds
12"	60 seconds
16"	55 seconds
20"	50 seconds
24"	50 seconds
26"	50 seconds



Preferred dogs running in a jump height lower than their Regular height will use the MCT of the height in which they are running. i.e. A Regular 20" dog running Preferred in the 16" height class, will get an MCT of 55 seconds. The Regular and Preferred classes will be scored as separate classes.

*Regular height class dogs will set the time for Regular height class dogs: Regular 16" sets the time for Regular 16" dogs*

*Preferred height class dogs will set the time for Preferred height class dogs: Preferred 16" sets the time for Preferred 16" dogs*

Load balancing should be done by jump height division and can also be separated into Regular and Preferred if needed.

### **Section 3. Exhibitor Briefings**

The following items should be included in exhibitor briefings for the Time 2 Beat class:

- A qualifying run requires that the course be completed **under** the MCT for that jump height, with no course faults
- No Refusals or Run-outs will be called; however, the 4-paw rule will be in effect for the A-Frame and/or Seesaw
- Three attempts at the Weave Poles will be allowed before the handler must move on in the course
- Any course faults will result in a non-qualifying score (NQ).
- The course will not be wheeled for SCT since the fastest dog in the jump height sets the SCT;
- MCT for all jump heights
- If the horn/whistle blows indicating MCT, the handler and dog must immediately leave the ring

### **Section 4. Judging**

#### **Course Faults**

Judging position and distance requirements will be the same as in the Standard class.

- Run-outs/Refusals will not be faulted
- A Wrong Course is scored as a "W" on the dog's scribe sheet, resulting in an NQ
- Three attempts at the Weave Poles are allowed before the handler and dog must move on to the next obstacle resulting in a "Failure to Perform."

- Any/all other course faults will apply as in all other classes.
- An “E” and “No Time” is indicated on the dog’s scribe sheet when the horn/whistle sounds.

*\*E-timer notes:*

*To set e-timers that have been updated to the current SCT + 20 sec for MCT (version 2.6); enter 40 for the 4”/8”/12” jump heights (40 + 20 = 60 seconds); enter 35 for the 16” jump height (35 + 20 = 55 seconds); enter 30 for the 20”/24”/26” jump heights (30 + 20 = 50 seconds).*

*To set e-timers that have NOT been updated to version 2.6 or greater, thus are still set to calculate MCT as SCT times 1.5; enter 40 for the 4”/8”/12” jump heights; enter 37 for the 16” jump height; enter 34 for the 20”/24”/26” jump heights.*

*Please advise the club to get their e-timer programming upgraded.*

### **Re-run for Time**

If a timer malfunction is discovered after a dog’s run:

- Determine if the dog had a qualifying score.
- If the run was qualifying:
  - A video of the run may be used to determine the dog’s time if the Start and Finish are clearly visible
  - The judge must determine if he/she believes the dog ran the course under Max Course Time. If so, the judge has the option of awarding MCT minus one (1) second in lieu of the dog re-running for time.
  - If the judge is not positive the dog ran the course under MCT, then the dog **must** re-run for time
  - All obstacles must be completed during the re-run; dropped bars, missed contacts, or wrong courses will not be faulted
  - Weave Poles must be completed; this negates the three attempt requirement. If the sequence is broken, the dog must restart the Weave Poles at the first pole.
- If the dog did not have a qualifying score, there will not be a re-run for time.

If a timer malfunction is discovered during a dog’s run within the first three obstacles:

- Any faults incurred will stand and the dog will start over from the beginning

If a timer malfunction is discovered during a dog’s run after the third obstacle:

- Allow the dog to finish and determine if the dog had a qualifying score.
- If the run was qualifying:
  - A video of the run may be used to determine the dog’s time if the Start and Finish are clearly visible

- The judge must determine if he/she believes the dog ran the course under Max Course Time. If so, the judge has the option of awarding MCT minus one (1) second in lieu of the dog re-running for time.
  - If the judge is not positive the dog ran the course under MCT, then the dog **must** re-run for time
  - All obstacles must be completed during the re-run; dropped bars, missed contacts, or wrong courses will not be faulted
  - Weave Poles must be completed; this negates the three attempt requirement. If the sequence is broken, the dog must restart the Weave Poles at the first pole.
- If the dog did not have a qualifying score, there will not be a re-run for time.

**Section 5. Scoring** Because any dog in the jump height division has the potential to set the fastest time, the entire jump height must run before the points can be calculated. For calculation purposes, the dog's time will be truncated when calculating points 9 through 1. Once the fastest time in the jump height has been determined (SCT), this number will be used to determine all other qualifiers as shown in the following example:

<b>Dog's Time</b>
<b>Points earned</b>
Fastest non-truncated time – SCT
10
All dogs with times up to and including 10 % of SCT
9
All dogs with times up to and including 20 % of SCT
8
All dogs with times up to and including 30 % of SCT
7
All dogs with times up to and including 40 % of SCT
6
All dogs with times up to and including 50 % of SCT
5
All dogs with times up to and including 60 % of SCT
4
All dogs with times up to and including 70 % of SCT
3
All dogs with times up to and including 80 % of SCT
2
All dogs within 90 % or greater but under the MCT
1

Depending upon the SCT set by the fastest dog in the jump height, all points may not be awarded. All qualifying runs receive a minimum of one point. It is recommended that the first place dog in each jump height division that sets the SCT receive a First Place ribbon and a Qualifying ribbon. All others qualifiers should receive a Qualifying ribbon.

**Section 6. Catalog**

- At the top of the catalog page, the fastest time for that jump height will be listed; no yardage will be listed.
- Next to each dog's name, the dog's time (to the hundredth place) will be listed (if qualifying); no score shall be listed.

- The first place dog in each height division will have a “1” listed next to its time; no other placement shall be designated
- All other dogs with a qualifying run will have a “Q” or “Qualified” listed next to their time

*See sample marked catalog page and updated course design checklist below.*

---

### **Links (2013-05-08 13:56)**

Agility Rep Contacts 032715

Regulations for Agility Trials

AKC Agility Judge's Guidelines

Agility Judge Trial Report

Provisional Judge's Assignment Request

AKC Standard \_JWW \_Course \_Time \_Worksheets

AKC ISC Standard \_JWW locked Timesheet 010114

FCI Judge's Guidelines - ISC course design

---

### **Sanctioned A & B match courses must be approved! (2013-05-08 16:51)**

Sanctioned A & B match courses must be approved just like regular trials. Previously approved courses may be used for an A & B match, including the courses used that same day during a licensed event. Additionally, another judge's courses may be used if permission from that judge is obtained to use them.

Approved Judges should send their courses for matches to their Reviewing Rep.

### **Re-submittals of R&R, AAP and APP courses (2013-05-09 10:15)**

Please remember that courses returned as R &R must be sent back to your Reviewing Rep within 7 days of when they were returned to you.

Additionally, if you wish to submit a revision for courses returned as AAP or APP, those courses must also be sent back for review within 7 days.

---

### **T2B - Multiple Courses Ok on Same Day (2013-05-09 16:47)**

Effective immediately, it is ok for a club to ask two judges to design separate T2B courses for use during their trial date. Prior permission from AKC's Director of Agility is no longer required.

Many clubs have chosen to split the running of T2B into two, separate rings, based on jump height groups. This change will allow the T2B course in each ring to better nest to the classes preceding or following.

---

### **Break-Away Tire Calibration (2013-05-14 15:06)**

Please remember that if a break-away tire is being used in your ring, it must be calibrated at the beginning of each morning before use.

Additional References:

Breakaway Tire Announcement and Regulation Changes

Breakaway Tire Video - link posted at top of this blog

---

### **Quick Tour (2013-05-20 15:36)**

*Welcome to AKC Agility Department's New*

*Agility Judge's Blog!*

*Wikipedia: A **blog** is a discussion or informational site published on the World Wide Web consisting of discrete entries ("posts") typically displayed in reverse chronological order (the most recent post appears first).*

We are replacing our traditional newsletters that were formatted in PDF documents and emailed out to each of you. Now we will be posting topics of interest by use of the AKC Agility Judges blog. In doing so, we will be able to provide more timely write-ups and take full advantage of the blog's Search and Category functions. This will make it easier for you to quickly research and access past information.

You will be able to sign up to get a notice each time something new is posted. We will also send an email at the end of each month to remind you to read the blog for updates that were posted during that month. If you misplace the link you will be able to locate it on the AKC website under "Judges Newsletter" as you locate your newsletters now.

Our goal is to keep you as up to date as possible and give you the tools you need to be the best AKC Agility Judge you can be. We can't do it without you!

Sincerely,

Carrie DeYoung, Director of Agility

And the Field Reps... Gail Storm, Doug Hurley, Barb Budnar, Mark Sjogren, Richard Mackintosh, Steve

Herwig, and Debby Wheeler

Quick Tour

<http://akcagilityjudges.wordpress.com>

Blogs are organized top to bottom, therefore the latest information posted may always be found easily. In **addition, blogs are Archived by Date - by scrolling down the web page you'll find links for each Month/Year that topics have been posted.**



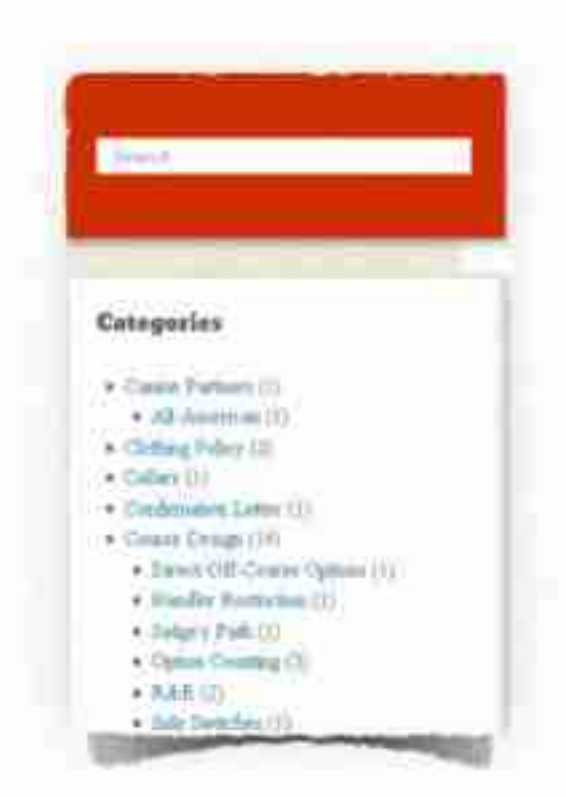
If you wish to continue maintaining a paper copy (alongside your printed PDF documents), simply scroll to Archives, click on the Month/Year of choice, then click "File", "Print" from within your browser.



Click on the floating "+ Follow" at the bottom right of the web page, provide your email address, and click the button, "Sign Me Up". When new topics are posted, you will be sent email notification!



Looking for that write-up from 6 months ago? Click on a Category link, listed on the right, and all blogs “tagged” with that category will be displayed. If none of those bullet items match what you are looking for, type in Search word(s) in the red box at the top right and press Enter. All blogs containing your search will be shown.



Finally, there are a number of buttons listed along the top of the web page, containing information we thought helpful to have available “at hand”. Let us know if there are other documents/links that would be useful.



Questions on any posted material should be directed to your reviewing Field Rep ...

Enjoy!



---

### **Mistake made by Newsletter Department (2013-05-22 15:03)**

Yes, a mistake was made by the folks in AKC's Newsletter department that published today's Agility Judge's newsletter announcing the blog. An outdated template was put back into use.

Yes, Debby Wheeler still works for AKC as an Field Representative.

No, although we miss her dearly, Diane Craig has not returned to work.

Our apologies for the error!

:: Just check'in if anyone READS what we publish ::

---

## **4.3 June**

### **Timeframe For Allowing a Change in Jump Height Due To The Challenge Measurement Process (2013-06-05 14:17)**

Chapter 2, Section 5 of the *Regulations For Agility Trials* states:

*After the age of two (2), the owner of a dog is allowed a one-time request to make use of the challenge measurement process over the dog's lifetime. This challenge measurement process consists of a minimum of two (2) challenge measurements. If both challenge measurements place the dog into the same jump height class, then AKC will issue a new permanent card. If only one of the two challenge measurements places the dog in a different jump height class, then a third challenge measurement is required to determine the dog's jump height class.*

*Until such time that the dog has received all required challenge measurements, the dog must continue to compete at the "original" jump height. When the second (or third) measurement is completed in the Challenge Measurement Process and the new shoulder height is different from the Permanent Jump Height Card previously issued, the new shoulder height becomes effective immediately.*

A clarification of the time frame for accepting a change in jump height after the closing of entries is necessary. Per the Regulations above, a dog must continue to compete at the "original" jump height until such time that all of the required challenge measurements are received, after which the new shoulder height becomes effective immediately.

The challenge measurement process requires the dog to be measured a minimum of two times, three if the first two measurements do not place the dog into the same jump height class. As such, when an exhibitor is requesting after the close of entries that a jump height be changed from that submitted on the entry form, the exhibitor must produce copies of all challenge measurement forms to the Trial Secretary as proof that the final, required measurement (second or third measurement) occurred ON or AFTER the closing date of the trial.

If true, then the Trial Secretary shall honor the exhibitor's request and change the entered jump height. The exhibitor must perform this notification prior to the start of judging during the first morning of the trial weekend.

If the final challenge measurement occurred BEFORE the closing date, then no change in jump height may be made. The exhibitor had time to notify the Trial Secretary before the closing date, hence the *Rules Applying To Dog Show* ruling regarding no changes to the entry after closing (except move-ups) applies.

---

### **Jump Height Card Measurements - 1 required per trial weekend (2013-06-06 12:58)**

Chapter 2, Section 5 of the *Regulations for Agility Trials* state:

*Dogs that do not have a valid Jump Height Card must be measured by a judge of record for that trial and will only be effective for that set of trials, excluding the dogs jumping in the 24-inch or 26-inch height division.*

*If an AKC Field Representative or a Volunteer Measuring Official (VMO) is present, all dogs that have not been issued a permanent Jump Height Card or temporary jump height (yellow) form must be measured for a Jump Height Card regardless of the jump height entered.*

If there are multiple VMOs measuring during the same trial weekend, an exhibitor whose dog is in need of a jump height card measurement is only required to obtain ONE measurement during the trial weekend.

Although you may encourage additional measurements be obtained that weekend, there is no requirement to do so.

---

### **Hair Tie Back Policy - rubber bands (2013-06-20 15:42)**


This topic was originally published in June 2003. We had requests for the pictures to be put in the blog for reference.

Chapter 4, Section 11 of the *Regulations for Agility Trials*, states:

Section 11. Hair Tie Back Policy. Any dog whose hair over its eyes interferes with its vision, or whose hair on its ears interferes with the safe performance of the obstacles, may have the hair tied back with rubber bands.

The fabric-coated type of bands are acceptable however the "scrunchie" type of bands are not considered a "rubber band".

Below are examples of acceptable "rubber bands":



Below are examples of unacceptable "rubber bands":



A judge may ask the exhibitor to untie the dog's hair if he/she wishes to verify that the dog does not have any medical attachments (i.e. stitches, bandages, etc).

## 4.4 July

### 2013 New Judge's Seminar - provisional judges (2013-07-30 20:19)

Here is a list of who passed at the New Judge's seminar in Salt Lake City, Utah last weekend, hosted by the Greater Salt Lake Dog Training Club:

Congratulations!

smh

### AKC 2013 New Judge's Seminar - new judges

#### Student Name

CS

#### Email

Bishop, Christine Roscoe, IL baridog@aol.com  
Brane, Brian Pittsboro, NC brian@branestorm.com  
Defilippi, John Stephens City, VA jdefilippi01@gmail.com  
Duckworth, Lauren Leeds, AL duckworth@auburn.edu  
Everline, Theresa (Terri) Flowery Branch, GA agilebay@bellsouth.net  
Gillice, Laura Centennial, CO lgillice@comcast.net  
Johnson, Pamela G Ridley, MD pjohnson2984@yahoo.com  
Kuterbach, Laura D DuBois, PA novicedog@gmail.com  
Mazur, Tracy Draper, UT evenskyaussies@yahoo.com  
Pennington, Wendy Long Beach, CA sealionlabs@aol.com  
Schnulle, Rebecca College Park, GA rlschnulle@gmail.com

## 4.5 August

### **CRCD brief survey (2013-08-16 11:05)**

If you currently use Clean Run Course Designer, Clean Run would like to ask you to complete a brief survey regarding what tablet and SmartPhone you use, if any.

Your responses will assist in our decision making process regarding future development of CRCD -

<http://survey.constantcontact.com/survey/a07e80mxqb7hkfcjtyu/start>

Monica

---

### **Dogs Starting Course at Wrong Height (2013-08-22 11:33)**

If a handler has lead out past obstacle #1 and it is noticed, prior to the dog beginning the course by taking the first obstacle or by crossing the run out line of the first obstacle, that any or all equipment on the course is set at the wrong height, the handler may go back to their dog while the equipment is set to the correct jump height. When the handler returns to their dog they may touch the dog and or the dog's collar to reposition the dog.

The judge will have the equipment reset, then notify the handler that they may lead out again once the ring is ready and the timer has told them to "go".

---

### **Break-Away Tire - revised specs; additional 6-months evaluation (2013-08-28 14:18)**

The AKC Agility Department is reviewing the breakaway tire regulation that requires that the tire stay open once it has been broken apart.

After discussion with AKC Field Staff and the Agility Advisory Committee, effective September 3<sup>rd</sup> the tire will not be required to stay open once it has been broken open during this additional 6 month review period ending on March 3, 2014. All other aspects of the breakaway tire design and the judging of the breakaway tire will remain the same. Effective September 4, 2013, clubs holding AKC agility trials must use a break-away tire in place of the standard tire jump. There will be a six month period (September 4, 2013- March 3, 2014) during which time the tire may stay apart upon being broken open or the tire may be allowed to automatically reset. The tire will be judged if it is broken open as an "F" which will result in a non-qualifying score "NQ". Judges and clubs please review the revised information on how to properly test the break point of the tire listed which is listed below. Change to the Regulations are as follows

for the next 6 months: **Chapter 3, Section 12. Tire Jump.** The Tire Jump consists of a tire (or a circular object that resembles a tire) suspended from a rectangular frame. The tire is constructed of two 180 degree segments that are connected at the top to allow for independent movement of each segment. The connection must be adjustable to allow for calibration/testing at the trial site by the Judge of record for the class. The setting for the connection is 16-20 pounds of horizontal force with 18 pounds preferred. The setting will be confirmed by using a calibrated scale (in foot pounds) attached to a tire side mounting point. With one side secured to the frame, the opposite side is pulled using the scale until the segments pull apart. When the tire is broken open it must stay open and not automatically reset. The inner diameter of the tire is 24 inches plus or minus an inch, and the wall is 3 to 8 inches thick. The tire must be connected to the frame at 3 points. There must be at least 7 inches between the outside of the tire and the sides of the frame, and the frame must be tall enough to accommodate the tire at the seven different jump heights, as specified for the Bar Jump. The uprights of the frame shall be secured to the base and the base must be weighted or secured properly to the running surface. The jump height is measured from the ground to the bottom of the tire opening. The tire shall not be displaceable off the frame. The tire shall have a minimum depth of 2 inches and must be made of flexible material, such as rubber or plastic to allow some give if hit by the dog. **Judges Tire Calibration:** In order to properly calibrate the tire, one side of the tire has to be firmly secured to the frame. Replace the bungee or elastic strap with a non-elastic strap (a dog leash would do in a hurry). After one side of the tire has been secured, use the provided fish scale to gently pull the segments apart. Once you are satisfied that the tire meets the required 16-20 lbs. requirement, secure the tire to the frame with the provided strap or elastic band. Leave them loose enough as to not apply any additional pressure on the tire. **Judging Position:** Judges will still be required to be in the proper position to see that the tire has been broken apart. You must physically see the tire come apart and not rely on any sound to justify a fault. Please refer to the JG diagram 3.3.3 (page 89) for the proper judging position of the tire.

---

## 4.6 October

### **Full Course Setups NOT Yet Approved! (2013-10-08 08:42)**

None of the proposed Agility Advisory Committee recommendations have yet to be approved by AKC's Board of Directors! When approved, we shall announce an implementation time frame for each one.

UPDATED 11/4/2013 - these Advisory changes have now been announced with an effective date of 1/1/14.

As such, it is NOT currently allowable for judges to send clubs course builder copies that contain the full course setup w/out numbers. That is a proposed change which has not yet been approved!!

---

### **Course Design Review Submittals - equipment list addition (2013-10-17 14:32)**

Chapter 2 of the AKC Agility Judges Guidelines states a judge must obtain from the club an equipment list prior to designing courses.

Effective immediately, all course design review submittals must include a copy of the club's Equipment List which was obtained by the judge.

With the variety of courses being done we want to help the judge make sure that their courses will work when they get to the trial. This will assist the Reps in helping judges finalize their courses.

---

### **FAST Course Design clarifications (2013-10-17 14:45)**

Chapter 9, Sections 5, 6 & 7 of the Regulations for Agility Trials, state:

Equipment allowed in the body of the course is equivalent to the equipment allowed in the Excellent/Master/Open/Novice Standard class ...

As clarification, a maximum of two (2) open tunnels are allowed to be used in a FAST course. If an open tunnel is used as the finish obstacle, that counts as 1 of the 2 allowed.

A third finish obstacle tunnel is not allowed.

Additionally, Chapter 6, pg 66 of the Agility Judges Guidelines, state:

Approach angles and obstacle spacing for obstacles that are part of the Send Bonus must adhere to guidelines for the class level.

As an example, the same angle and spacing restrictions used when designing a Novice Standard course must also be adhered to when designing your Send Bonus section of a Novice FAST course.

---

## **4.7 November**

### **Wheeling of a Course - timing (2013-11-04 10:09)**

Chapter 4, Sec 5 of the AKC Agility Judges *Guidelines* state:

Section 5. Measuring the Course for Distance

Judges must measure each course twice to determine the path of a 12" and 20" jumping dog respectively.

As clarification, a course shall not be wheeled until such time that all obstacles for that class and level have been placed, at a time immediately preceding or during the exhibitor walk-thru of that class and level.

Courses are NOT to be wheeled "in advance". For example, if the course is currently set for Excellent Standard and there are only minor changes between that course and Open Standard, a judge is not allowed to wheel the Open course taking into account expected changes from the now-set Excellent course. The judge must wait until the Open course is actually built, then wheel.

---

### **Agility Advisory Changes Approved - Effective Jan 1, 2014 (2013-11-04 14:50)**

The first round of Agility Advisory committee recommendations have been approved by AKC's Board of Directors and slated to be implemented January 1, 2014.

The complete list of approved changes may be found posted here:

Regulations for Agility Trial Changes 01-01-14

Any questions regarding these changes should be sent to [agility@akc.org](mailto:agility@akc.org)

---

### **Equipment Lists (2013-11-07 22:14)**

From Carrie:

Thank you for sending your equipment lists in with your courses. After reviewing what we have received we have decided that we do not need to have the lists sent in. Part of course design is making sure that you are designing for what the club will be able to provide. If you need help getting a list from the club please do not hesitate to ask your Rep or me to help you. It saves you and us a lot of time if the right obstacles, course dimensions, entrance/exits, etc. are used when courses are first designed. If you find you were not given good information by the club please make sure that you note it in your Agility Judge report to me and if we need to follow up with the club we will so that future judges for them will not run into the same issues. Thank you for all each of you do for the AKC Agility Program.



## CRCD 4 Updates (2013-11-11 09:09)

CRCD4 is not required for course submission to your Field Rep. However, if you are using it there have been more updates made that will help you and your Rep in working with it.

From CRCD:

If you own CRCD 4, the update is free.

"We have added several new features to CRCD 4 -

The newest version can be downloaded from here - <http://www.coursedesigner.com/updates>

- To help people that need to use both CRCD 3 and CRCD 4, there is now an indication in the title bar if a CRCD 3 format course file is opened.
- The visual distinguishability of AKC "option" indicators has been improved by using different colors.
- There is now an option to avoid perspective scaling of obstacle numbers, lengths, and coordinates in 3D mode.

Lastly, an error was fixed so that you are now able to print multiple courses from within Windows Explorer."

---

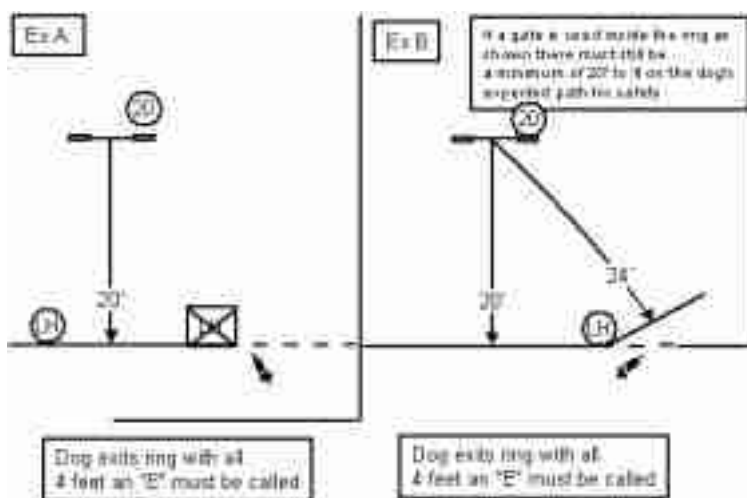
# 5. 2014

## 5.1 February

### Dogs Leaving The Ring Off-Leash (2014-02-20 17:12)

We have received many requests to clarify the regulation regarding a dog exiting the ring off leash as found in **Chapter 5, Section 6. Mandatory Excusals #14** of the Regulations for Agility Trials. Please review the following:

If a dog has exited the ring with all 4 feet prior to being on leash they are considered to have left the ring without a leash and an "E" must be called. Once all 4 feet are over the plane of the ring barrier the dog has left the ring. Judges can set up teams for success by placing their last obstacle further back than 20' and managing where the leash holder is set. Many judges will use a set-up as shown in Example A. This design makes it harder for handlers to keep dogs inside of the ring. Placing the leash holder next to the opening for the exit makes it hard for handlers and dogs to leave the ring safely. By moving the leash holder as shown in circle it can help to mitigate the risk. Example B makes it easier for handlers to leash up their dogs and keep them from exiting the ring without a leash. Not all course designs make this setup possible, but when it can be done it increases the likelihood of success.



Remember this regulation was added to increase the safety for both dogs exiting after a run and those walking by the rings. Many trials are in very tight settings and create a stressful environment for dogs. Having dogs on leash prior to leaving the ring was developed to help give the dogs and handlers a safer more comfortable environment.

Clubs may use gates for their entrance and exits. These gates may be self-closing. Gates may be opened or closed by ring crew at the clubs discretion. It is still ultimately the exhibitor's responsibility to maintain control of their dog and leave the ring with the dog on leash.

If you have any questions please contact your Agility Field Rep or the Director of Agility.

---

## **Combined PDF posted (2014-02-20 17:39)**

COMBINED Regs \_GL \_Blog \_RADS \_MR

This posted PDF is a combination of the following documents :

- Regulations for Agility Trials
- AKC Agility Judges Guidelines
- Judge Blog entries 2010 thru 2013
- Rules Applying to Dog Shows
- Match Regulations

As such, it allows you to search for a topic across multiple sources.

---

## **5.2 May**

### **AKC 2014 New Judge's Seminar - new provisional judges (2014-05-13 07:05)**

CONGRATULATIONS to this year's graduates from the New Judge's seminar:

AKC 2014 New Judge's Seminar (Broken Arrow, OK)New Provisional Judges

Student Name

City

State

Email

Brest, Arthur Grants Pass OR art.brest@gmail.com

Chamberlain, Jan Lemon Grove CA fanceeshow@aol.com

Chapman, Gill Morriston FL gill.chapman@gmail.com

Cobb, Peggy Mount Vernon WA peggyandthecorgis@gmail.com

Curtiss, Carol Nuevo CA sheltielover@ca.rr.com  
Fontaine, Greg Clemmons NC gregfontaine@hotmail.com  
Glaser-Falk, Dawn Princeton MN etmachstar@me.com  
Horacek, Jamie Highlands Ranch CO horacekj@comcast.net  
Kogen, Jeff Agua Dulce CA jeffko@socal.rr.com  
LaGrave, Danielle West Jordan UT agilek9s@icloud.com  
Leitner, Susan Vancouver WA leitner\_susan@yahoo.com  
Nelson, Patsi Palo Alto CA patricia\_nelson2008@yahoo.com  
Osiol, Russ Chandler AZ russozo@cox.net  
Schmidt, Kristine Shirley NY daisylanecavaliers@yahoo.com  
Sonnek, Donna Rae Easton MN dshawkwood@gmail.com  
Syrkin, Oksana Carlisle PA kazanoksana@yahoo.com  
Teare, Geoff Grand Junction CO geoff@k9powersports.com  
Williams, Sharon Springfield MO ladybearfan@juno.com

---

## **New Executive Field Representative - Arlene Spooner (2014-05-14 12:35)**

### Arlene Announcement

The AKC Agility Department welcomes Arlene Spooner as their newest Executive Field Representative. On May 27, 2014 the AKC Agility Department will welcome Arlene Spooner as their newest Executive Field Representative. Arlene Spooner lives in Oradell, NJ with her husband, their new son, a Manchester Terrier, and a Sheltie. She was introduced to agility training with the help of a Beagle she fostered. After graduating from Williams College, she got her start competing in agility with a rescued Afghan Hound and a rescued Cocker Spaniel. Despite the extra challenges these dogs provided, she was immediately hooked. She has since competed across all regular jump heights and with a very wide variety of breeds, including earning MACHs on Standard Poodles, Cocker Spaniels, her Manchester Terrier (who has also earned his FTC and recently retired with MACH17), her Shetland Sheepdog (MACH3), a Border Collie, and a Parson Russell Terrier. Arlene has also competed in conformation, obedience and rally, but nothing compares to the rush of agility. She is a competitor and an instructor, and later she expanded her commitment to agility to include judging. It was the right decision and she has enjoyed judging including judging at the AKC Nationals in 2013. She has been an active member of Skyline Agility Club of Northern New Jersey and has also served as a trial secretary for agility trials. Arlene is very excited to be joining the AKC Agility Department.

---

## 5.3 June

### **Flea Collars While Running (2014-06-16 11:29)**

It is permissible for an exhibitor's dog to be wearing a flea collar in the ring during their run. Only one collar is allowed; the dog may not be wearing both the flea collar and a buckle/snap collar.

---

### **Assigning a Time When Timer is Manually Stopped (2014-06-16 11:33)**

If the time starts properly, fails to stop when the dog crosses the finish line, and is manually stopped by the timer, it is permissible for that time to be assigned to the dog's run vs assigning SCT or requiring a re-run for time if the handler is in agreement.

---

### **Signaling Max Course Time During Time 2 Beat (2014-06-16 11:35)**

If a dog reaches maximum course time (MCT) on a T2B course, the judge must blow their whistle. That signals the scribe to record "Excused and No Time on the scribe sheet and that the exhibitor's run has ended. (the same as when a dog hits max course time on a standard or JWW course).

---

### **Signaling When the Dog Does Not Finish the Course (2014-06-16 11:38)**

The correct call for a dog that does not finish the course is a whistle. Both "Excused and No Time must be recorded on the scribe sheet. This includes a dog that does not take the final obstacle and thus never stops the timer.

---

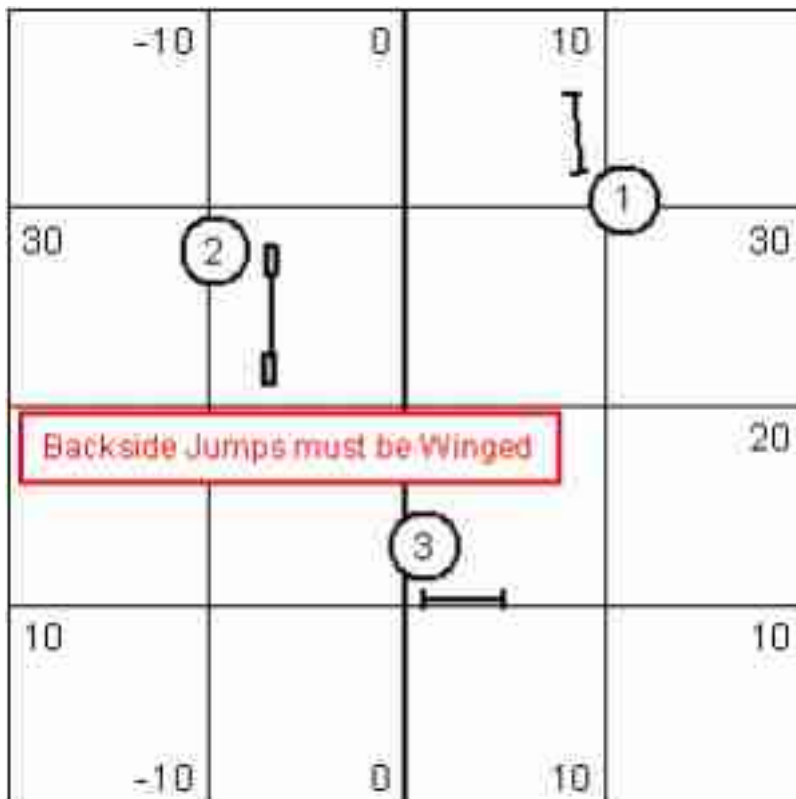
## Verifying the Q Count on Your Certification Page (2014-06-16 11:39)

Judges must make sure the Certification page in the catalog has the correct number of Qs listed before signing. An easy way to do this is to keep a running total of your Qs while reviewing scribe sheets throughout the day.

## 5.4 July

### Backside Approaches Must Be To A Winged Jumps (2014-07-02 14:48)

If a judge's course design includes the challenge of a backside approach, then it must be to a winged jump.



## **New Executive Field Representative - Terri Campbell (2014-07-10 05:37)**

On August 4, 2014 the AKC Agility Department will welcome Terri Campbell from Huntsville, AL as their newest Executive Field Representative.

Terri has loved animals all her life. When her father retired from the military, and settled in Huntsville Alabama, her sister gave her a Golden Retriever. This was her first introduction to obedience classes and training a dog.

After graduating high school in 1974, she pursued a career in horses, primarily hunters; boarding, training, and teaching. Her students competed successfully throughout the southeast.

Later in life Terri made a career change, and went to college pursuing a degree in business and computer science. For many years she worked in an Information Technology Department as a Business Systems Analyst and Project Leader. With an 8 to 5 job she needed an outlet. She started taking Obedience classes, and joined a local Obedience Club in Huntsville, Alabama. She began competing in Obedience with a German Shepherd, English Springer Spaniel and Lhasa Apso. In 1996, she introduced the sport of Agility to her local Obedience Club.

Terri became an AKC Agility judge in 2002. She was invited to judge the 2011 AKC Agility Invitational and the 2014 AKC National Agility Championship.

Terri and her husband Chuck share their home in Huntsville, Alabama with their nine year old Golden Retriever, an English Springer Spaniel, Logan (a 2011 Agility National Qualifier) and their newest English Springer Spaniel, Harper.

Terri has been active in her local Obedience Club, (HOTC) Huntsville Obedience Training Club for over 20 years. Terri has held various key positions at HOTC, and also teaches Obedience and Agility classes. Terri and Chuck are also members of the Golden Retriever Club of America, and the English Springer Field Trial Association.

Terri is very excited to be joining the AKC Agility Department. Traveling, and meeting people around the country has been the best part of judging for her, and she is looking forward to continuing that.

---

## **Setting Bar Jumps for 4" Height (2014-07-15 08:26)**

When setting bar jumps with 2 bars for the 4" height if the jump legs prevent the bottom bar from being placed directly under the top bar then remove the bottom bar. To place it either in front of or behind the top bar on the ground creates a spread jump which is not the intent of the bar jump.

## **2013 Agility Advisory Committee - recommendations part 2 \*corrected link\* (2014-07-22 16:04)**

A second list of Agility Advisory recommendations have been posted for the agility fancy to review and comment upon.

[http://www.akc.org/events/agility/news\\_updates.cfm](http://www.akc.org/events/agility/news_updates.cfm)

There is a link to the Explanations and a link to where recommendations may be ranked and commented.

The deadline for submitting rankings and comments is Wednesday, August 20th.

---

## **ISC - FCI Agility Judges Guidelines as a reference (2014-07-24 07:23)**

More clubs are offering ISC classes since all heights are now allowed to compete. The ISC classes are modeled after the FCI Agility program. The FCI Agility Judges Guidelines can be a good resource for designing these courses.

<http://www.fci.be/en/Agility-45.html>

---

## **5.5 August**

### **Ordering Judge Copies of the Regs and Guidelines (2014-08-05 10:14)**

AKC licensed judges may order a free copy of both the Regulations and Guidelines by contacting AKC's Customer Service at 919-233-9767. You will need to provide your AKC judge's number.

When ordering, reference the following booklet names and identifying info:

Regulations for Agility Trials (REAGIL)

AKC Agility Judges Guidelines (REAJG1)



---

## 5.6 October

### **Course Review - changes to required submit/return timeframes (2014-10-09 13:35)**

Effective January 1, 2015 all courses for fully approved judges will be due to their reviewing Field Rep a minimum of 45 days in advance of the first day of a set of trials. Courses for the weekend of Feb 14 & 15 will be due on Jan 1. Field Reps will return all courses a minimum of 10 days prior to the first day of a set of trials. Field Reps currently review 500-700 courses per month. This increase in time will allow the Field Reps to get courses back to judges in a timely manner.

If a judge receives an R &R, the judge has 7 days after receipt of the R &R to resubmit corrections. A judge also has 7 days from receipt of reviewed courses (non R &R) to resubmit any changes. The 7 days is not in effect if there is a late/emergency change of venue or assignment.

If you need help calculating 45 days there is a website to help <http://www.timeanddate.com/date/dateadd.html>

---

### **All judges must agree to the elimination of judge's assignment due to low entries (2014-10-25 12:48)**

As entry patterns have changed in some areas of the country, clubs are looking to drop a judge when entries are below the number needed for the number of judges contracted.

Per Chapter 1, Section 18, Paragraph 6 of the Regulations for Agility Trials:

“Clubs are allowed to remove judge(s) from the judging panel if entries are low and both the club and the judge(s) agree to this action in writing.” This means ALL judges for the trial must agree to the change, not just the judge being dropped.

Often when a judge is dropped that leaves the judge(s) left on the assignment with minimal time to create additional courses for the weekend. Due to the remaining judge(s) own personal schedules this may not be something the judge(s) is prepared to do. This judge also has the right to decline the change in assignment if they do not feel the change in the terms of their judging assignment works for them. Clubs may offer to purchase courses from the judge that has agreed to be dropped. All terms of a judging assignment should be spelled out in the contract with the judge(s). These terms should include how the club and judge will handle a reduction in the number of judges for the trial.

---

### **Special Event and Non-Regular events defined by the club (2014-10-31 13:23)**

We are excited to announce two new opportunities for clubs to be more creative with their agility trials. Both the Special Event Agility Trial and the addition of Non-Regular Classes that can be defined by the club we hope will give clubs a chance to make their trials a true event for exhibitors.

If the club already has a trial application in we will allow the opportunity to amend the application. If the Premium List is already published there may not be an addition/change at this point. These new trials and classes may be run after January 1, 2015. If there are any questions on either of these two new opportunities please contact Carrie DeYoung at [cx2@akc.org](mailto:cx2@akc.org)

Insert for regulation changes can be found at: <http://images.akc.org/pdf/rulebooks/REAGIL.pdf>

Forms can be found under Regulations And Forms at: [http://www.akc.org/dog\\_shows\\_trials/agility/links.cfm](http://www.akc.org/dog_shows_trials/agility/links.cfm)

---

## **5.7 December**

### **Remember to Check Mileage and Dates Between Assignments (2014-12-18 09:33)**

Please remember to check the mileage and number of days between trials when you are accepting assignments and signing contracts. This is part of the responsibility of an Agility Judge. With the number of 4 and 5 day trials, plus clubs changing show sites conflict occur that may not have been an issue in the past. John Brading, Manager AKC Companion Operations, can check distances for you. Please email him at [jab@akc.org](mailto:jab@akc.org) and he will check as quickly as possible. John understands that the club is waiting for a response. The clubs would rather wait a day or two to make sure the judge is available than find out a year later they have an issue. Thank you for your help.

---

### **VMO Blog (2014-12-18 09:35)**

My apologies for not inviting all judges to the VMO Blog. If you would like to sign up and are not a VMO you are welcome to do so. I made this decision in response to concerns we get from judges that they receive too many emails/too much information from both the AKC and other sources. The information in this blog will largely be in reference to correct usage of the VMO forms, dog aggression towards VMOs and other general topics for VMO's.

You may sign up for the VMO Blog at: <https://akcagilityvmos.wordpress.com/>

Happy Holidays to you and your families, Carrie

---

# 6. 2015

## 6.1 January

### 2016 Corresponding Date Calendar (2015-01-20 09:16)

The published corresponding date calendar is correct for 2016. 2016 is a 'shift year' since January 2 is on a Saturday and the first dog event weekend is the first weekend to occur in which Saturday's date is neither January 1 nor January 2.

---

## 6.2 April

### Premier Class Update (with CORRECTED form/link for requesting the demo) (2015-04-30 05:16)

Premier Class Update:

We are excited about the Premier class and the feedback we have received to date. We do not currently have a start date for this new class. It has to be formally approved by the AKC Board of Directors prior to the announcement of any implementation date. We hope to be running it before the end of 2015. Clubs that have already had trial applications approved will be allowed to amend their application as long as the trial has not already opened. The Board will vote on the Premier class at their June meeting. Once that is done we can get all information out to you and the clubs.

We are working on the course design guidelines for you to be able to work with. Course design will be a work in progress. We plan to have a couple of webinars to discuss course design guidelines for Premier over the summer. We will also be reviewing them at the Continuing Eds that are coming up.

If you are asked to judge a premier demo please contact your Rep or myself so we can work with you on the current design criteria. We do need to approve the trials offering the demos and clubs need to use the Non-Regular Class request for form <http://images.akc.org/pdf/events/agility/AEAGL4.pdf> to request a demo (this is a correction from what was sent out yesterday!). This form needs to be submitted to Companion Operations for approval. Clubs need to agree to use the Premier scribe sheet and track data for us in an excel spreadsheet we will provide. Demos are not subject to the 330 run rule. You may judge this demo(or share judging) if you are entered in other classes at the trial

Have fun at the demos and let us know what you think!

---

*gads*

BlogBook v0.5,  
L<sup>A</sup>T<sub>E</sub>X 2<sub>ε</sub> & GNU/Linux.  
<http://www.blogbooker.com>

Edited: May 4, 2015





Low quality pictures

[akcagilityjudges.wordpress.com](http://akcagilityjudges.wordpress.com)





# Contents

<b>1</b>	<b>2015</b>	<b>5</b>
1.1	June . . . . .	5
	Premier Titling Classes - starting October 1st! (2015-06-17 15:26) . . . . .	5
	Signaling and Setting Max Course Time in T2B (2015-06-23 19:43) . . . . .	6
1.2	July . . . . .	7
	New Executive Field Representative - Lisa Dempsey (2015-07-24 17:04) . . . . .	7
	Course Review Distance Changes (2015-07-25 10:22) . . . . .	8
1.3	August . . . . .	9
	Updated Course Design Requirements reference document (2015-08-12 11:25) . . . . .	9
	DQ / Excusal Spreadsheet Matrix (2015-08-14 10:51) . . . . .	9
1.4	September . . . . .	9
	Change in Regulations for Agility Trials allowing deaf dogs to compete effective Oct 1st (2015-09-21 11:22) . . . . .	9
1.5	October . . . . .	10
	Premier - Board-Approved Agility Regulations (2015-10-02 15:31) . . . . .	10
	Judging Bi-Directional Obstacles in Premier - updated 10/7/15 (2015-10-06 07:26) . . . . .	11
	Wheeling Premier STD and JWW for data collection (2015-10-26 12:11) . . . . .	11
1.6	November . . . . .	12
	New Agility Regs posted to web site (2015-11-17 13:17) . . . . .	12
	Quick notes on updates for Regulations for Agility Trials (2015-11-18 17:11) . . . . .	12
1.7	December . . . . .	13
	As The Crow Flies (2015-12-24 10:41) . . . . .	13
<b>2</b>	<b>2016</b>	<b>15</b>
2.1	January . . . . .	15
	Premier Update (2016-01-27 10:34) . . . . .	15
2.2	February . . . . .	16
	New Executive Field Representative – Kitty Bradley (2016-02-19 10:43) . . . . .	16

	Judge Changes (2016-02-24 01:01) . . . . .	17
2.3	March . . . . .	17
	Upcoming Continuing Education Seminars (2016-03-02 13:54) . . . . .	17
2.4	April . . . . .	18
	Premier Update (2016-04-04 13:12) . . . . .	18
2.5	May . . . . .	18
	2016 New Judge's Seminar - graduating class (2016-05-01 17:09) . . . . .	18
	ACT Course Submittals (2016-05-24 11:05) . . . . .	19

# 1. 2015

## 1.1 June

### **Premier Titling Classes - starting October 1st! (2015-06-17 15:26)**

We are excited to announce the newest AKC class – Premier - starting October 1, 2015 This class will provide an opportunity for agility competitors to demonstrate different handling skills than those required for the Master Level Classes in Standard & Jumpers With Weaves. The Premier class will focus on handling the sequence or sequences of the day.

Exhibitors may enter Premier and Master Standard and/or Jumpers With Weaves on the same day. Premier is an optional class. Clubs may add Premier Std and/or Jumpers With Weaves to their trials each day. A club may add Premier as long as the premium has not been published for an approved trial. The Trial Chairperson will need to send an email to the Companion Operations department to have it added. July 1, 2015 there will be the new Trial application that will have the Premier classes as an option both for online applications and paper.

Both Standard and JWW Premier courses will be Master level courses incorporating a number of elements that challenge the dog and handler in ways that are not seen on traditional AKC courses. These elements include sequences like threadles, back-side jumps, pull-throughs, layering, challenging weave pole entries, and longer running passes. One bi-directional jump or tunnel will be allowed to encourage handling strategies. Obstacle spacing on Premier courses may exceed the limits of those on Master courses.

Premier courses will use the same obstacles as the corresponding Master course. At the judge's discretion a viaduct may be used in place of the panel jump, there may be 3 tunnel passes and there will be no table. A Premier course will have 19 to 21 obstacles, 3 side switches, 4 Premier Elements and 5 Challenges. Courses will be judged using AKC Master scoring and hand signals.

Click here to review the Premier Class Regulations: [1]AKC Agility Regs NEW Chapter 11 Premier

Over the summer we will be teaching Premier course design at the Continuing Education seminars scheduled. We will also offer an online video class to discuss course design for this class in August. Within the next few weeks we will post to the blog the different challenges for the Premier class that can be used. We expect as time goes on with your creativity we will be adding more and encourage you to look at course design from a different perspective for this class. Click here to see a couple of Premier courses to give you an idea of the challenges being incorporated. [2]AKC Premier STD-JWW Course Samples

There will still be Premier demos being offered until October1, 2015. We encourage you to volunteer to design a course, judge at a demo and run your own dogs on the courses.

Thank you for all the judging corps has done to help us get this new class ready to run.

1. <https://akcagilityjudges.files.wordpress.com/2015/06/akc-agility-regs-new-chapter-11-premier.pdf>

2. <https://akcagilityjudges.files.wordpress.com/2015/06/akc-premier-std-jww-course-samples.pdf>

---

## Signaling and Setting Max Course Time in T2B (2015-06-23 19:43)

### Judges are required to signal max course time in T2B

From Judges Blog June 16, 2014

If a dog reaches maximum course time (MCT) on a T2B course, the judge must blow their whistle. That signals the scribe to record "Excused and No Time" on the scribe sheet and that the exhibitor's run has ended. (the same as when a dog hits max course time on a standard or JWW course).

### Setting Max Course Time

In order to signal max course time in T2B the judge must also set the max course time for three jump height groups per the Agility regulations. The horn going off and whistle being blown indicate max course time to the handler and scribe.

If the club does not have a speaker to sound the horn a whistle must be given to the timer, and the timer instructed when to blow it.

The whistle and/or horn is a clear indication to the handler that max course time has been reached and they will not receive a qualifying score and their run has ended. The importance of setting and signaling MCT time is clarified in the following example:

Example: Judge sets SCT for all heights at 60 secs (horn will sound at 80 secs, 20 secs over MCT). 4" dog runs the entire course without fault at 62 secs. The handler celebrates as they think they have qualified. The handler notices there is an E on the posting sheet and talks to the secretary who says they must have run over time. The handler indicates that the horn did not sound nor did the judge blow their whistle. The secretary suggests the handler ask the judge. The judge pulls the scribe sheet and shows the handler the time of 62 seconds and explains that they were 2 seconds over time and did not qualify. Handler asks the judge why there is not an E on their scribe sheet. The handler explains that the horn did not go off and there was not a whistle. The handler then questions whether or not the time is written correctly.

### Section 5. Maximum Course Times (MCT).

- 50 seconds for the 20, 24, & 26 inch jump heights
- 55 seconds for the 16 inch jump height
- 60 seconds for the 4, 8, 12 inch jump heights

No additional time is added for dogs entered in Preferred, as the fastest Preferred dog within each jump height will set the Time 2 Beat.

There are also directions on how to set the max course times on the Judges Blog

T2B Guidelines May 2013-05-08

E-Timer notes:

To set e-Timers that have been updated to the current SCT + 20 sec for MCT (version 2.6);

enter 40 for the 4"/8"/12" jump heights (40 + 20 = 60 seconds)

enter 35 for the 16" jump height (35 + 20 = 55 seconds);

enter 30 for the 20"/24"/26" jump heights (30 + 20 = 50 seconds).

To set e-Timers that have NOT been updated to version 2.6 or greater, thus are still set to calculate MCT as SCT Times 1.5;

enter 40 for the 4"/8"/12" jump heights

enter 37 for the 16" jump height

enter 34 for the 20"/24"/26" jump heights.

Please advise the club to get their e-timer programming upgraded.

Below is the PDF of a two-sided card which may be printed, laminated and provided to your timer.

[1]FAST\_T2B CARDSREV1

1. [https://akcagilityjudges.files.wordpress.com/2015/06/fast\\_t2b-cardsrev1.pdf](https://akcagilityjudges.files.wordpress.com/2015/06/fast_t2b-cardsrev1.pdf)

---

## 1.2 July

### **New Executive Field Representative - Lisa Dempsey (2015-07-24 17:04)**

[1]The AKC Agility Department welcomes Lisa Dempsey as their newest Executive Field Representative

On July 27, 2015 the AKC Agility Department will welcome Lisa Dempsey as their newest Executive Field Representative. Lisa lives in Fayetteville, GA with her husband two Scottish Terriers and a Scottish Deerhound.

When Lisa heard about agility she decided it was for her. Owning a 2-year-old, male, Scottish Deerhound at the time off she went to try agility. She now trialing with her fifth Scottish Deerhound and has competed at the Masters level with them. She also has Scottish Terriers. Her first one, Possum has achieved 12 MACHs, a PACH, and at 14 years of age is still working. Lisa has also shown a Flat-Coated Retriever. Over the years she has competed in

the 4", 8", 12", 16", 20" and 24" heights. As an AKC Agility Judge she judged the 2014 AKC Agility Invitational.

Lisa has been involved with the Scottish Deerhound Club of America and has been Chairperson of the National Specialty. She is also been an active member of Newnan Kennel Club, the Scottish Terrier Club of America and the North Georgia Hound Association. Outside of agility she has competed in conformation, rally, obedience, lure-coursing and earth dog.

Her 30+ years in the business world helps her to bring many varied skills and backgrounds to her new position.

Lisa is very excited to be joining the AKC Agility Department. Traveling, and meeting people around the country has been the best part of judging for her and she is looking forward to continuing that.

1. [http://cdn.akc.org/Agility/Lisa\\_Announcement.pdf](http://cdn.akc.org/Agility/Lisa_Announcement.pdf)

---

### **Course Review Distance Changes (2015-07-25 10:22)**

[1]Course review distance changes

The Agility Department is making changes in order to simplify course design, course review, and safety. These changes make distances consistent to barriers and other obstacles. Distances specified are minimums and may have to be adjusted depending on safety, surface, speed and individual course design.

These changes will be effective for all trials starting October 1, 2015. Courses not yet reviewed for October 1 and later will be reviewed based on these revised distances. Judges may resubmit any courses they have received for October 1 trials and beyond if they have distance and/or spacing concerns. Judges must resubmit the entire set of courses for a given trial in order keep consistency in the review process.

Our goal is to help judges with their design, and continue to aid in the safety and success of all dog/handler teams.

Any questions please ask your reviewing Agility Rep.

Thank you for all you do to continue to improve the AKC Agility Program.

Carrie, Gail, Doug, Mark, Steve, Rhonda, Terri, Arlene & Lisa

1. <https://akcagilityjudges.files.wordpress.com/2015/07/course-review-distance-changes.pdf>

## 1.3 August

### Updated Course Design Requirements reference document (2015-08-12 11:25)

An updated Course Design Requirement reference document has been posted in the LINKS section.

[1]Course Design Requirements 08-12-15 (updated)

1. <https://akcagilityjudges.files.wordpress.com/2013/05/course-design-requirements-08-12-15.pdf>

---

### DQ / Excusal Spreadsheet Matrix (2015-08-14 10:51)

A Disqualification / Excusal spreadsheet matrix has been posted in the LINKS section to aid in determining when a dog's actions should be disqualified vs excused.

[1]DQExcSpreadsheet08132015

If during an incident you have any questions, please contact a Field Rep or Carrie directly for guidance.

[2]Agility Rep Contacts 072015

1. <https://akcagilityjudges.files.wordpress.com/2013/05/dqexcspreadsheet08132015.pdf>

2. <https://akcagilityjudges.files.wordpress.com/2013/05/agility-rep-contacts-072015.pdf>

---

## 1.4 September

### Change in Regulations for Agility Trials allowing deaf dogs to compete effective Oct 1st (2015-09-21 11:22)

To: All Clubs Eligible to hold AKC Agility, Rally and Tracking Events; AKC Delegates; and

AKC Agility, Rally and Tracking Judges

From: AKC Companion Events

Date: September 21, 2015

Subject: Allowing Deaf Dogs to Participate in Agility, Rally and Tracking



At the September 10, 2015 AKC Board of Directors meeting, the AKC Board approved a recommendation to allow deaf dogs to participate in AKC agility, rally and tracking events.

This change is effective for all trials held on or after October 1, 2015.

The following regulations will be modified to reflect this change:

#### Regulations for Agility Trials

Chapter 1 – Section 3. Eligibility of Dogs . (Change to paragraph 7)

#### Rally Regulations

Chapter 1 – Section 15. Disqualification, Ineligibility, Excusal, and Change in Appearance of Dogs. (Change to Paragraph 2)

#### Tracking Regulations

Chapter 1 – Section 13. Disqualification, Ineligibility, Excusal, and Change in Appearance of Dogs. (Change to Paragraph 2)

Comments may be sent to: [1]agility@akc.org

1. <mailto:agility@akc.org>

---

## 1.5 October

### **Premier - Board-Approved Agility Regulations (2015-10-02 15:31)**

As Premier STD and JWW become titling classes this October 2015 weekend, below is a link to where you may find the approved AKC Regulations for Agility Trials that will be included in the next booklet edition.

[1]AKC Agility Regs NEW Chapter 11 Premier

Please be aware material was handed out early on when formulating the scope of Premier which may be outdated at this time. Please refer to the posted material above as to what was ultimately approved.

Questions about Premier? Contact your reviewing Field Rep.

1. <https://akcagilityjudges.files.wordpress.com/2015/06/akc-agility-regs-new-chapter-11-premier.pdf>

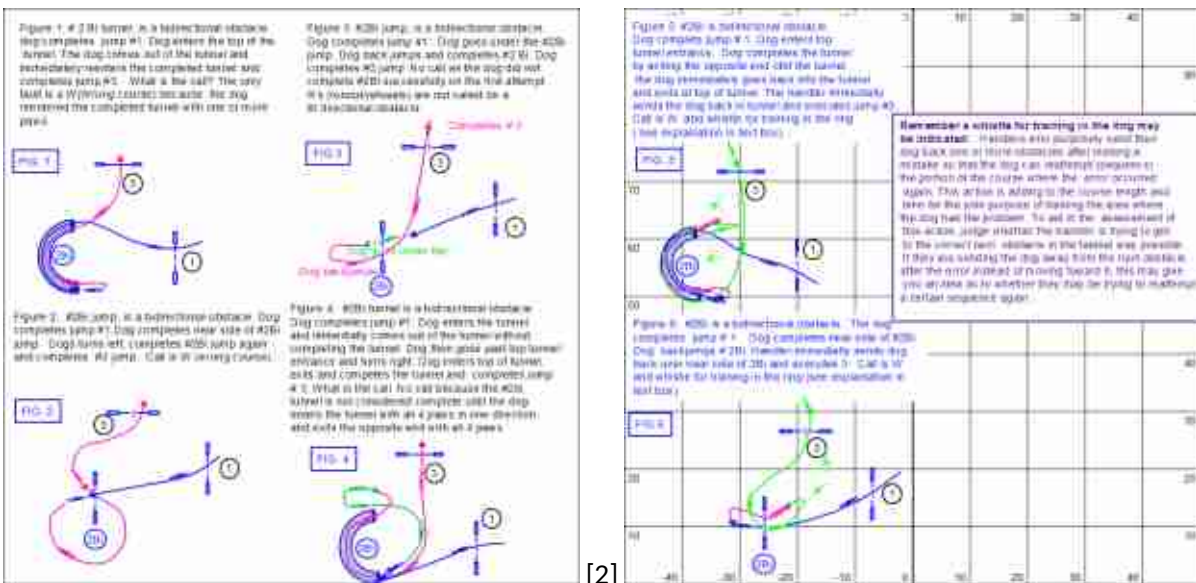
## Judging Bi-Directional Obstacles in Premier - updated 10/7/15 (2015-10-06 07:26)

Remember when judging bi-directional obstacles in Premier you do not judge refusals or run outs. The images below will help illustrate some possible situations you may see in your course design. If you have any questions about a specific bi-directional obstacle on your course design please check with your reviewing Rep.

Thank you for all your help and questions as we introduce this class.

Carrie & Gail, Doug, Mark, Rhonda, Terri, Lisa & Steve

(click on each image to open enlarged)



1. <https://akcagilityjudges.files.wordpress.com/2015/10/premier-bidirect11.png>
2. <https://akcagilityjudges.files.wordpress.com/2015/10/premier-bidirect21.png>

## Wheeling Premier STD and JWW for data collection (2015-10-26 12:11)

Dear Judges,

You will see on the Judges Report new lines for the Premier classes. We would like to gather data on the length of courses that are being used. If you could help us out by wheeling your courses for both the large & small dog path we would appreciate the data. If you have a bi-directional obstacle please wheel the longer dog's path.

Thank you so much for the help.

## 1.6 November

### **New Agility Regs posted to web site (2015-11-17 13:17)**

An updated PDF copy of the AKC Regulations for Agility Trials has been posted to AKC's web site at:

[1]<http://images.akc.org/pdf/rulebooks/REAGIL.pdf>

All AKC Licensed Agility judges will be sent a copy of the new Regs by US postal.

The "combined" PDF of Regs, G/Ls, Dog Show Rules, et al, tagged to the front of this Judge's blog, has been updated.

1. <http://images.akc.org/pdf/rulebooks/REAGIL.pdf>

---

### **Quick notes on updates for Regulations for Agility Trials (2015-11-18 17:11)**

The majority of the changes were made to include the Premier class. All changes are underlined in the book with the exception of Chapter 1, Section 3 since 1 word was removed.

In addition to the Premier class there were a few clarifications to the Regulations:

Chapter 1, Section 3. Eligibility of Dogs - Removed the word "deaf" from Paragraph 7 allowing deaf dogs to compete.

Chapter 3, Section 12. Tire Jump - Additional clarification regarding tire jump

Chapter 4, Section 1. Course Size, Suitability and Facilities - Clarified that equipment may not be stored inside ring

Chapter 14, Section 7 - Updated height and Preferred class information

Chapter 14, Section 9 - Added measurements for Ascending Spread Jump for AKC heights

Chapter 14, Section 11 - Updated Equipment Chart

Please contact us if you have any questions.

Carrie & The Reps (Gail, Doug, Mark, Rhonda, Arlene, Terri & Lisa)

## 1.7 December

### **As The Crow Flies (2015-12-24 10:41)**

This website has been found to be pretty close to the AKC calculations for distance between trials  
<http://tjpeiffer.com/crowflies.html>

Please remember if it is close contact the Companion Operations office for the final determination.

We wish every one a Merry Christmas, a wonderful holiday season and Happy New Year. Plus a big thank you from the AKC Agility Department for all each of you has done for AKC Agility over the past year.





## 2. 2016

### 2.1 January

#### Premier Update (2016-01-27 10:34)

Happy New Year!

We would like to thank each of you for all of your work in 2015. We especially appreciate your help as we rolled out Premier. This has taken our course design skills in a new direction and the judges are leading this new program and finding new ways to incorporate challenges and speed at a level above the Exc/Master classes.

We have been working with some elementary information/guidelines for months. We have made adjustments and changes throughout the development of these classes. We have also been working to quantify information for course design, review and judging. Please take the time to review the Design Guidelines for Premier. This is a living document that we expect to change as the class progresses.

We have also compiled a diagram with Premier course challenges to help clarify the requirements for the different challenges. These sequences were to give you as starting point – they are not meant to be all inclusive. We do not want to limit the number of unique challenges. We have already seen some creative ideas from judges. If you have a challenge you feel is appropriate for Premier please review it with your Rep. Creativity will help the success of this class.

The review of these courses will include looking at the overall course content to determine if a course is Premier level or not. In order to determine if a sequence is truly challenging we need to evaluate how a premier challenge can be approached, handled, and accomplished. Premier courses must be reviewed in their entirety to insure the course presented is a Premier level course and is safe. Team work between the judges and Reps is what will make this class successful.

Thank you all for your work on this new class. We have had good ideas and feedback not only from you, but exhibitors and clubs as well. We appreciate the information you have been putting in your judges reports especially the yardage so we can continue to review the set course times. Please continue to include Premier information in your Judge's report.

While course times are set for this class, please post the times at the gate. The exhibitors will appreciate having this information available. Also remember that in order to qualify, the team must be clean and under course time.

If there are any issues with catalogs or scoring please contact any of the Reps. We will communicate with Steve so he can work with the club or trial secretary to solve any problems.

We wish you all the best in 2016,

Carrie, Arlene, Doug, Gail, Lisa, Mark, Rhonda, Steve, Terri

[1]Design Time

[2]Premier Course Design Challenges-012716

1. <https://akcagilityjudges.files.wordpress.com/2016/01/design-time.pdf>
2. <https://akcagilityjudges.files.wordpress.com/2016/01/premier-course-design-challenges-012716.pdf>

---

## 2.2 February

### **New Executive Field Representative – Kitty Bradley (2016-02-19 10:43)**

[1]The AKC Agility Department welcomes Kitty Bradley as their newest Executive Field Representative

On March 14, 2016 the AKC Agility Department will welcome Kitty Bradley as their newest Executive Field Representative.

Kitty's love of animals started young with her involvement in horses and hunter/jumper events. When she wasn't riding she was running the family Dalmatian Poker over jumps in the backyard. She had a passion for all creatures and would collect any stray animals that needed a home, and that included a raccoon and a skunk.

Kitty has spent most of her career in the outdoor sports industry creating apparel products for active sports. Coming from an active lifestyle that included trail running, climbing, hiking, skiing and kayaking, she has always enjoyed challenging work that related to her passions.

Kitty currently lives in Boulder, Colorado where she enjoys the company of her two Miniature Poodles. She first became involved in agility with her Standard Poodle Zoe in 1999 and a few years later Ziggy joined the pack. Currently she is competing with her Miniature Poodles MACH3, PACH Sting and her young Penske who is showing great potential.

She has been an AKC agility judge since 2006. She has judged all over the country and in 2012 she had the privilege of judging the AKC National Championship in Reno, NV. Most recently she had the honor of judging the Westminster Kennel Club's 3<sup>rd</sup> Master Agility Championship. Her passion lies in training her dogs, designing courses and watching the teams push themselves to do the best they can. Kitty is excited to join the AKC Agility Department and is thrilled to work with people that are passionate about dogs and dog sports. Kitty will be covering Arlene Spooner's course reviews for her judges during Arlene's maternity leave (it's a boy!) from June thru mid-July.

1. [http://images.akc.org/pdf/events/agility/Kitty\\_Announcement.pdf?\\_ga=1.133600011.405288037.1454351222](http://images.akc.org/pdf/events/agility/Kitty_Announcement.pdf?_ga=1.133600011.405288037.1454351222)

## **Judge Changes (2016-02-24 01:01)**

We get many questions about replacing judges & adding judges from both clubs and judges. Below is a quick reference on replacing / adding judges and when to use the load-balancing option for trials.

### Overflow Judge

If the trial has drawn more entries than their current number of judge(s) can accommodate an overflow judge must be added. The overflow judge must meet all distance and time requirements (200 miles & 30 days). Typically this happens when the trial is unlimited and has hired 1 judge. This judge may only judge 330 runs. The additional judge information must be given to Companion Operations as soon as the overflow judge is identified. This is NOT an emergency replacement. Full refunds must be offered to anyone who entered under the initial judge. (Chapter 1, Section 18, Paragraph 5)

### Replacing a Judge

If a Judge needs to be replaced after entries open Companion Operations must be contacted immediately. They will confirm the judge meets the 30 day/200 mile rule. Full refunds must be offered for the affected classes to anyone who enters those classes, regardless of when they enter. (Chapter 1, Section 18, Paragraph 5)

An emergency replacement judge may be called in for a judge who is unable to get to the trial & the Trial Chairperson is notified with 24 hours of when the trial is to start. Any replacements prior to then must meet the 200 mile & 30 day rule. Full refunds must be offered to anyone who entered under the judge that was replaced. (Chapter 1, Section 18, Paragraph 8)

### Load Balancing

Load Balancing is when there are a minimum of 2 judges and one receives more than 330 runs. For example, Judge A has 345 runs and Judge B has 310 runs and the trial limit was 660 runs. In this case Judge A may judge 345 runs. A judge may be assigned up to 20 runs over their 330 limit as long as this does not put the trial over their stated entry limit. If a trial pulls over their stated run limit they may NOT allow additional entries. If the trial was limited to 660 runs, the club may only accept 660 runs. Remember that judges must agree in writing to judge the additional runs. (Chapter 1, Section 18, Paragraph 6)

Please contact us if you have any questions.

The Agility & Companion Operations Departments

---

## **2.3 March**

### **Upcoming Continuing Education Seminars (2016-03-02 13:54)**

All scheduled Continuing Education Seminars are on this blog for your reference. At the top left of the page the first blue link button (Cont. Eds/Seminars) has the dates & contact information. Please contact the judge listed for more



information and to sign up. The next one will be April 9 & 10, 2016 in Albany, NY.

---

## 2.4 April

### **Premier Update (2016-04-04 13:12)**

There is a minor change to the Premier Design document. The change is underlined on the document. Included in the PDF is also an updated Challenges document that has this change so you have all in one place.

Thank you to everyone who has deigned for and judged Premier. We appreciate the feedback we have received.

Carrie, Gail, Doug, Mark, Rhonda, Arlene, Terri, Lisa, Kitty & Steve

[1]Premier Design 040416 full doc

1. <https://akcagilityjudges.files.wordpress.com/2016/04/premier-design-040416-full-doc1.pdf>

---

## 2.5 May

### **2016 New Judge's Seminar - graduating class (2016-05-01 17:09)**

We are proud to introduce the 2016 graduating class from this year's New Judge's seminar!

AKC 2016 New Judge's Seminar - Graduating Class

Student Name

City

State

Email

Dunseith, Patricia Reisterstown MD [saltairegold@verizon.net](mailto:saltairegold@verizon.net)

Nieder, Geoffrey St Louis MO [solarflarebcs@gmail.com](mailto:solarflarebcs@gmail.com)

Teh, Mike Cottage Grove MN mikethedogtrainer@hotmail.com  
Tyre-Roberts, Cheri Pomona Park FL coachx2@gmail.com  
Wolfson, Daniel Palmetto FL dwlobo@tampabay.rr.com

---

**ACT Course Submittals (2016-05-24 11:05)**

All courses for ACT should be submitted to act@akc.org please, not your regular reviewing Field Rep. As such, the courses will not only get reviewed, but will also be added to the ACT vault for future use.

---





BLOGBOOKER

BlogBook v0.9,  
L<sup>A</sup>T<sub>E</sub>X 2<sub>ε</sub> & GNU/Linux.  
<https://www.blogbooker.com>

Edited: June 30, 2016



# Rules Applying to Dog Shows

**Amended to March 1, 2015**

Published by The American Kennel Club

**NOTE:** This Rulebook contains the following insert(s):  
\*Cherry Insert - Effective July 1, 2015  
Insert(s) located after inside front cover



**AMERICAN  
KENNEL CLUB**



## **Revisions to the Rules Applying to Dog Shows**

**Effective July 1, 2015**

**This insert is issued as a supplement to the *Rules Applying to Dog Shows* amended to March 1, 2015 and approved by the AKC Delegate Body March 10, 2015**

Replace the existing Chapter 11, Section 2 with the following:

**SECTION 1.** No dog shall be exhibited in a licensed or member dog show, unless it is either individually registered in the AKC Stud Book, or individually registered with a foreign registry organization whose pedigrees are acceptable for AKC registration. A dog with an AKC limited Registration shall be ineligible to be exhibited in a breed competition in a licensed or member dog show.

An unregistered dog with an acceptable foreign registration that is individually registered with a foreign registry organization whose pedigrees are acceptable for AKC registration may, without special AKC approval, be exhibited in licensed or member dog shows that are held not later than 30 days after the date of the first licensed or member dog show in which the dog was exhibited, but only provided that the individual foreign registration and name of the country of birth, are shown on the entry form; and provided further that the same name (which in the case of a foreign-registered dog must be the name on the foreign registrations) is used for the dog each time.

Foreign dogs not individually registered with The American Kennel Club when first exhibited in a licensed or member dog show shall not be eligible to be exhibited in any licensed or member dog show that is held more than 30 days after the date of the first licensed or member dog show in which it was exhibited, unless the dog's individual AKC registration number is shown on the entry form, or unless the owner has received from The American Kennel Club an extension notice in writing authorizing further entries of the dog for a specified time with its individual foreign registration number. No such extension will be granted unless the owner can clearly demonstrate, in a letter addressed to the Show Records Department of The American Kennel Club requesting such extension, that the delay in registration is due to circumstances for which he is not responsible.

Such extension notice will be void upon registration of the dog or upon expiration of the period for which the extension has been granted if that occurs earlier, but upon application further extensions may be granted.

**Cherry Insert**  
**Issued March 10, 2015**  
**RREGS3 (3/15)**



## TABLE OF CONTENTS

	Page
FOREWORD .....	1
1. DOG SHOWS DEFINED .....	2
2. MAKING APPLICATION TO HOLD A DOG SHOW .....	4
3. DOG SHOW CLASSIFICATIONS.....	8
4. APPROVAL OF JUDGES' PANELS AND PREMIUM LISTS .....	21
5. RIBBONS, PRIZES AND TROPHIES.....	22
6. PREMIUM LISTS AND CLOSING OF ENTRIES .....	26
7. JUDGES .....	30
8. SELECTION OF SUPERINTENDENT, SHOW SECRETARY AND VETERINARIANS.....	36
9. SUPERINTENDENTS AND SHOW SECRETARIES.....	37
10. DUTIES AND RESPONSIBILITIES OF SHOW VETERINARIANS .....	40
11. DOG SHOW ENTRIES, CONDITIONS OF DOGS AFFECTING ELIGIBILITY .....	42
12. THE CATALOG.....	51
13. BENCHING OF DOGS .....	53
14. MEASURING, WEIGHING AND COLOR DETERMINATIONS WHEN FACTORS OF DISQUALIFICATION IN BREED STANDARDS OR ELIGIBILITY UNDER THE CONDITIONS OF A CLASS OR DIVISION OF A CLASS CANCELLATION OF AWARDS.....	54
15. PROTESTS AGAINST DOGS.....	59

<b>16. CHAMPIONSHIPS .....</b>	<b>60</b>
<b>17. SUBMISSION OF A SHOW'S RECORDS TO AKC® .....</b>	<b>64</b>
<b>18. STEWARDS .....</b>	<b>65</b>
<b>19. INDEX .....</b>	<b>67</b>

## FOREWORD

The American Kennel Club was formed principally for the protection and advancement of pure-bred dogs.

The State of New York by Special Act of its legislature incorporated The American Kennel Club and granted it a charter in Section 2 of which the objects of the corporation are described to be “to adopt and enforce uniform rules regulating and governing dog shows, field trials and companion events, to regulate the conduct of persons interested in exhibiting, running, breeding, registering, purchasing and selling dogs, to detect, prevent, and punish frauds in connection therewith, to protect the interests of its members, to maintain and publish an official stud book and an official kennel gazette, and generally to do everything to advance the study, breeding, exhibiting, running and maintenance of the purity of thoroughbred dogs.”

Section 2 of this charter further states that “for these purposes it,” The American Kennel Club, “shall have power to adopt a constitution, bylaws, rules and regulations, and enforce the same by fines and penalties, which it shall have the right to collect and enforce by suit, or by suspension or expulsion from membership, or by a suspension or denial of any or all of the privileges of said corporation.”

Competition in conformation, performance and companion events can best demonstrate the progress that has been made in breeding for type, quality, and/or for practical use, stamina and obedience. The American Kennel Club has therefore adopted bylaws, rules and regulations by which to govern and administrate these events; the clubs that wish to hold them; and the individuals who exhibit, compete or take part in them. This book contains such bylaws, rules and regulations as affect the above.

# CHAPTER 1

## DOG SHOWS DEFINED

**SECTION 1.** A member show is a show at which championship points may be awarded, given by a club or association which is a member of The American Kennel Club.

**SECTION 2.** A licensed show is a show at which championship points may be awarded, given by a club or association which is not a member of The American Kennel Club but which has been specially licensed by The American Kennel Club to give the specific show designated in the license.

**SECTION 3.** A member or licensed all-breed club may apply to The American Kennel Club for approval to hold a show at which championship points may be awarded with entries restricted to dogs that are champions on the records of The American Kennel Club and dogs that have been credited with one or more championship points, provided the club submitting such an application has held at least one show annually for at least 15 years immediately prior to the year in which application for a show so restricted is made, and further provided that there shall not have been less than 1,200 dogs entered in its show (or in one of its shows if the club holds more than one show a year) in the year preceding the year in which application is made for its first show with entries so restricted.

When an application for this type of restricted entry show has been approved by The American Kennel Club, the only dogs eligible for entry shall be those dogs that have been recorded as champions and dogs that have been credited with one or more championship points as a result of competition at shows held not less than 60 days prior to the first day of the show at which entries will be so restricted.

However, a club making application to hold a show restricted to entries of dogs as specified above, may further restrict entries by excluding all puppies or all puppies six months and under nine months and/or by excluding dogs that have not been credited with at least one major championship point rating, provided the extent of these further restrictions is specified on the application.

Any club whose application has been approved to hold a show with restricted entries as described in this section shall indicate the extent of the restrictions in its premium list.

**SECTION 4.** A member or licensed show with a limited entry, at which championship points may be

awarded may be given by a club or association in the event said club or association considers it necessary to LIMIT the TOTAL ENTRY at its show due to the limitations of space. The total number of entries to be accepted together with the reason therefore, must be indicated on the cover or title page of the PREMIUM LIST. A specified closing date, in accordance with Chapter 6, Section 9, must be indicated in the premium list together with a statement that entries will close on said date or when the limit has been reached, if prior thereto. No entries can be accepted, canceled or substituted after the entry is closed.

**SECTION 5.** A Group show is one restricted to the breeds and varieties of any one Group as listed in Chapter 3, at which championship points may be awarded. All references to all-breed shows and all-breed clubs shall also be applicable to Group shows and Group clubs, respectively.

**SECTION 6.** A specialty show is a show given by a club or association formed for the improvement of any one breed of pure-bred dogs, at which championship points may be awarded to said breed.

**SECTION 7.** A sanctioned match is an informal meeting at which pure-bred dogs may compete but not for championship points, held by a club or association whether or not a member of The American Kennel Club by obtaining the sanction of The American Kennel Club.

# **CHAPTER 2**

## **MAKING APPLICATION TO HOLD A DOG SHOW**

**SECTION 1.** Each member club or association is entitled to hold one show and one field trial a year without payment of a fee to The American Kennel Club, but must pay a fee of fifteen (\$15.00) dollars for each other show and/or field trial which it may hold during the same calendar year.

**SECTION 2.** Each member club or association which has held a show or shows in any one year shall have first right to claim the corresponding dates for its show or shows to be held in the next succeeding year.

**SECTION 3.** Each member club or association not a specialty club which shall hold a show at least once in every two consecutive calendar years shall have the sole show privilege in the city, town or district which has been assigned to it as its show territory.

**SECTION 4.** A member club or association must apply to The American Kennel Club on a regular official form, which will be supplied on request, over the signature of one of its officers, for permission to hold a show, stating in the application the day or days upon which, and the exact location where it desires to hold such show. This official form must be sent in time to reach The American Kennel Club at least EIGHTEEN weeks before the closing date for entries of the show. This application will be referred to the Board of Directors of The American Kennel Club which will consider the same and notify the member club or association of its approval or disapproval of the dates and place selected.

**SECTION 5.** If a member club or association not a specialty club shall fail to hold a show at least once in every two consecutive calendar years, the Board of Directors of The American Kennel Club upon application may give a license to another club or association which need not be a member of The American Kennel Club to hold a show within the limits of the show territory of the member club or association which has so failed to hold its show.

**SECTION 6.** If a member club or association not a specialty club shall fail to hold a show within the next calendar year after a licensed show has been held within the show territory of said member club or association, The American Kennel Club will consider

such failure sufficient reason to consider an application for membership in The American Kennel Club by any other club or association organized to hold shows within said territory which shall conform to the requirements and conditions of Article IV of the Constitution and Bylaws of The American Kennel Club although said member club or association so in default shall not consent thereto.

**SECTION 7.** Where there are two or more show-giving member clubs or associations not specialty clubs located in the same show territory, the jurisdiction of said clubs or associations shall be concurrent.

**SECTION 8.** The use of a club's name for show purposes cannot be transferred.

**SECTION 9.** A non-member club or association must apply to The American Kennel Club on a regular official form, which will be supplied on request, over the signature of one of its officers, for permission to hold a show, stating in the application the day or days upon which, and the exact location where it desires to hold such show. This official form must be sent in time to reach The American Kennel Club at least EIGHTEEN weeks before the closing date for entries of the show. The American Kennel Club is to be supplied with such information with regard to Constitution, Bylaws, names of the officers and members, and the financial responsibility of the applying non-member club or association as The American Kennel Club may request. A non-member club shall pay a license fee for the privilege of holding such show under American Kennel Club® rules, the amount of which fee shall be fixed and determined by the Board of Directors of The American Kennel Club. The application will be referred to the Board of Directors of The American Kennel Club, which will consider the same and notify the nonmember club or association of its approval or disapproval of the dates and place selected. If the Board of Directors shall disapprove the application, the license fee will be returned to said non-member club or association.

**SECTION 10.** A member specialty club may hold a show confined to the breed which it sponsors and such show shall carry a championship rating according to the schedule of points of the breed for which the show is given.

**SECTION 11.** A non-member specialty club may be licensed to hold a show, if the consent in writing that it may be given first shall be obtained from the member specialty club formed for the improvement of the breed sought to be shown which first was admitted to be a

member of The American Kennel Club, which member club is commonly known as the Parent Club.

If a Parent Club unreasonably shall withhold its consent in writing to the holding of such show, the nonmember specialty club may appeal to the Board of Directors of The American Kennel Club at any time after one month from the time when said consent was requested. A committee of said Board appointed by said Board or between sittings of said Board appointed by the President of The American Kennel Club, or, in his absence, by the Executive Vice-President of The American Kennel Club shall hear the parties who may present their respective contentions, either orally or in writing, and in its discretion may issue a license to the non-member specialty club to hold such show.

**SECTION 12.** Where a specialty club wishes to consider as its Specialty Show the breed classes at an all-breed show, written application must be made to The American Kennel Club and a fee of fifteen (\$15.00) dollars sent with application. Consent of the parent member specialty club must be secured by the non-member specialty club and forwarded to The American Kennel Club.

**SECTION 13.** A specialty club that wishes to hold a futurity or sweepstake, either in conjunction with a show or as a separate event, must apply to The American Kennel Club on a form which will be supplied on request, for permission to hold the event, whether or not the futurity or sweepstake will be open to non-members.

**SECTION 14.** The Board of Directors of The American Kennel Club may, in its discretion grant permission to clubs to hold sanctioned matches, which sanctioned matches shall be governed by such rules and regulations as from time to time shall be determined by the Board of Directors.

**SECTION 15.** American Kennel Club sanction must be obtained by any club that holds American Kennel Club events, for any type of match for which it solicits or accepts entries from non-members.

**SECTION 16.** The Board of Directors of The American Kennel Club will not approve applications for shows where dates conflict, unless it be shown that the granting of such applications will not work to the detriment of either show.

**SECTION 17.** All clubs holding shows under American Kennel Club rules must have available at each event, through their event committees, a copy of



the latest edition of *The Complete Dog Book*, or a current set of the applicable breed standards, at least one copy of *Rules Applying to Dog Shows*, *Rules Applying to Registration and Discipline*, *the Dealing with Misconduct* booklet, and *Regulations, Judging Guidelines and Guidelines for Juniors*, a copy of the *Show /Trial Manual*, and copies of the *Obedience Regulations and Guidelines for Obedience Judges*, when applicable.

**SECTION 18.** Any club holding a show for charity if requested must submit to The American Kennel Club within ninety days of date of show, a complete financial statement and receipt from the organization for which the show was held.

**SECTION 19.** The duration of a dog show will not exceed two days, unless permission be granted by The American Kennel Club for a longer period.

# CHAPTER 3

## DOG SHOW

### CLASSIFICATIONS

**SECTION 1.** The following breeds and/or varieties of breeds, divided by groups, shall be all the breeds and/or varieties of breeds for which regular classes of The American Kennel Club may be provided at any show held under American Kennel Club rules. The Board of Directors may either add to, transfer from one group to another, or delete from said list of breeds and/or varieties of breeds, whenever in its opinion registrations of such breed and/or variety of breed in the Stud Book justify such action.

#### GROUP 1—SPORTING DOGS

BRITTANYS

POINTERS

POINTERS (GERMAN SHORTHAIRED)

POINTERS (GERMAN WIREHAIRD)

RETRIEVERS (CHESAPEAKE BAY)

RETRIEVERS (CURLY-COATED)

RETRIEVERS (FLAT-COATED)

RETRIEVERS (GOLDEN)

RETRIEVERS (LABRADOR)

RETRIEVERS (NOVA SCOTIA DUCK TOLLING)

SETTERS (ENGLISH)

SETTERS (GORDON)

SETTERS (IRISH)

SETTERS (IRISH RED & WHITE)

SPANIELS (AMERICAN WATER)

SPANIELS (BOYKIN)

SPANIELS (CLUMBER)

SPANIELS (COCKER)

Three varieties:

Solid Color Black, Including Black and Tan

Any Solid Color Other Than Black

Parti-color

SPANIELS (ENGLISH COCKER)

SPANIELS (ENGLISH SPRINGER)

SPANIELS (FIELD)

SPANIELS (IRISH WATER)

SPANIELS (SUSSEX)

SPANIELS (WELSH SPRINGER)

SPINONE ITALIANO

VIZSLAS

WEIMARANERS

WIREHAIRD POINTING GRIFFONS

## GROUP 2—HOUNDS

AFGHAN HOUNDS  
AMERICAN ENGLISH COONHOUNDS  
AMERICAN FOXHOUNDS  
BASENJIS  
BASSET HOUNDS  
BEAGLES  
    Two varieties:  
        Not exceeding 13 inches in height  
        Over 13 inches but not exceeding  
            15 inches in height  
BLACK AND TAN COONHOUNDS  
BLOODHOUNDS  
BLUETICK COONHOUND  
BORZOIS  
CIRNECO DELL'ETNA  
DACHSHUNDS  
    Three varieties:  
        Longhaired  
        Smooth  
        Wirehaired  
ENGLISH FOXHOUNDS  
GREYHOUNDS  
HARRIERS  
IBIZAN HOUNDS  
IRISH WOLFHOUNDS  
NORWEGIAN ELKHOUNDS  
OTTERHOUNDS  
PETITS BASSETS GRIFFONS VENDÉENS  
PHARAOH HOUNDS  
PLOTT HOUNDS  
PORTUGUESE PODENGO PEQUENO  
REDBONE COONHOUND  
RHODESIAN RIDGEBACKS  
SALUKIS  
SCOTTISH DEERHOUNDS  
TREEING WALKER COONHOUND  
WHIPPETS

## GROUP 3—WORKING DOGS

AKITAS  
ALASKAN MALAMUTES  
ANATOLIAN SHEPHERDS  
BERNESE MOUNTAIN DOGS  
BLACK RUSSIAN TERRIER  
BOERBOELS  
BOXERS  
BULLMASTIFFS  
CANE CORSO  
CHINOOK

DOBERMAN PINSCHERS  
DOGUE de BORDEAUX  
GERMAN PINSCHERS  
GIANT SCHNAUZERS  
GREAT DANES  
GREAT PYRENEES  
GREATER SWISS MOUNTAIN DOGS  
KOMONDOROK  
KUVASZOK  
LEONBERGER  
MASTIFFS  
NEAPOLITAN MASTIFFS  
NEWFOUNDLANDS  
PORTUGUESE WATER DOGS  
ROTTWEILERS  
ST. BERNARDS  
SAMOYEDS  
SIBERIAN HUSKIES  
STANDARD SCHNAUZERS  
TIBETAN MASTIFFS

#### **GROUP 4—TERRIERS**

AIREDALE TERRIERS  
AMERICAN STAFFORDSHIRE TERRIERS  
AUSTRALIAN TERRIERS  
BEDLINGTON TERRIERS  
BORDER TERRIERS  
BULL TERRIERS  
    Two varieties:  
        Colored  
        White  
CAIRN TERRIERS  
CESKY TERRIER  
DANDIE DINMONT TERRIERS  
FOX TERRIERS (SMOOTH)  
FOX TERRIERS (WIRE)  
GLEN OF IMAAL TERRIER  
IRISH TERRIERS  
KERRY BLUE TERRIERS  
LAKELAND TERRIERS  
MANCHESTER TERRIERS  
    Two varieties:  
        Standard, over 12 pounds and not  
        exceeding 22 pounds  
        Toy (in Toy Group)  
MINIATURE BULL TERRIERS  
MINIATURE SCHNAUZERS  
NORFOLK TERRIERS  
NORWICH TERRIERS  
PARSON RUSSELL TERRIERS  
RAT TERRIERS  
RUSSELL TERRIERS  
SCOTTISH TERRIERS

SEALYHAM TERRIERS  
SKYE TERRIERS  
SOFT COATED WHEATEN TERRIERS  
STAFFORDSHIRE BULL TERRIERS  
WELSH TERRIERS  
WEST HIGHLAND WHITE TERRIERS

### **GROUP 5—TOYS**

AFFENPINSCHERS  
BRUSSELS GRIFFONS  
CAVALIER KING CHARLES SPANIELS  
CHIHUAHUAS

Two varieties:

Long Coat  
Smooth Coat

CHINESE CRESTEDS  
ENGLISH TOY SPANIELS

Two varieties:

Blenheim and Prince Charles  
King Charles and Ruby

HAVANESE  
ITALIAN GREYHOUNDS  
JAPANESE CHIN  
MALTESE  
MANCHESTER TERRIERS

Two varieties:

Standard (in Terrier Group)  
Toy, not exceeding 12 pounds

MINIATURE PINSCHERS  
PAPILLONS  
PEKINGESES  
POMERANIANS  
POODLES

Three varieties:

Miniature (in Non-Sporting Group)  
Standard (in Non-Sporting Group)  
Toy, not exceeding 10 inches

PUGS  
SHIH TZUS  
SILKY TERRIERS  
TOY FOX TERRIERS  
YORKSHIRE TERRIERS

### **GROUP 6—NON-SPORTING DOGS**

AMERICAN ESKIMO DOGS  
BICHONS FRISES  
BOSTON TERRIERS  
BULLDOGS  
CHINESE SHAR-PEI  
CHOW CHOWS  
DALMATIANS  
FINNISH SPITZ

FRENCH BULLDOGS  
KEESHONDEN  
LHASA APSOS  
LÖWCHEN  
NORWEGIAN LUNDEHUND  
POODLES

Three varieties:

Miniature, over 10 inches and not  
exceeding 15 inches  
Standard, over 15 inches  
Toy (in Toy Group)

SCHIPPERKES  
SHIBA INU  
TIBETAN SPANIELS  
TIBETAN TERRIERS  
XOLOITZCUINTLI

### GROUP 7—HERDING DOGS

AUSTRALIAN CATTLE DOGS  
AUSTRALIAN SHEPHERDS  
BEARDED COLLIES  
BEAUCERON  
BELGIAN MALINOIS  
BELGIAN SHEEPDOGS  
BELGIAN TERVUREN  
BERGAMASCOS  
BORDER COLLIES  
BOUVIERS DES FLANDRES  
BRIARDS  
CANAAN DOGS  
CARDIGAN WELSH CORGIS  
COLLIES  
Two varieties:  
Rough  
Smooth  
ENTLEBUCHER MOUNTAIN DOG  
FINNISH LAPPHUND  
GERMAN SHEPHERD DOGS  
ICELANDIC SHEEPDOG  
NORWEGIAN BUHUND  
OLD ENGLISH SHEEPDOGS  
PEMBROKE WELSH CORGIS  
POLISH LOWLAND SHEEPDOG  
PULIK  
PYRENEAN SHEPHERD  
SHETLAND SHEEPDOGS  
SPANISH WATER DOGS  
SWEDISH VALLHUND

**SECTION 2.** No class shall be provided for any dog under six months of age except at sanctioned events when approved by The American Kennel Club.

**SECTION 3.** The regular classes of The American Kennel Club shall be as follows:

Puppy  
Twelve-to-Eighteen Month  
Novice  
Amateur-Owner-Handler  
Bred-by-Exhibitor  
American-bred  
Open  
Winners

These classes shall be divided by sex.

**SECTION 4.** The Puppy Class shall be for dogs that are six months of age and over, but under twelve months, that are not champions. Clubs may further divide the puppy class into two age groups consisting of six months of age and under nine months, and nine months of age but under twelve months. The age of a dog shall be calculated up to and inclusive of the first day of a show. For example, a dog whelped on January 1st is eligible to compete in a puppy class at a show the first day of which is July 1st of the same year and may continue to compete in puppy classes at shows up to and including a show the first day of which is the 31st day of December of the same year, but is not eligible to compete in a puppy class at a show the first day of which is January 1st of the following year.

*In a single show with multiple days of judging, the first day of a show is considered to be the first day on which there is regular conformation judging in accordance with Section 3 of this chapter. (Sweepstakes and Futurities are not considered regular conformation classes.)*

**SECTION 5.** The Twelve-to-Eighteen Month Class shall be for dogs that are twelve months of age and over, but under eighteen months, that are not champions. Clubs may further divide the Twelve-to-Eighteen Month Class into two age groups consisting of twelve months of age and under fifteen months, and fifteen months of age but under eighteen months. The age of a dog shall be calculated up to and inclusive of the first day of a show. For example, a dog whelped on January 1st is eligible to compete in the class at a show the first day of which is January 1st of the following year and may continue to compete in this class at shows up to and including a show the first day of which is the 30th day of June of that year, but is not eligible to compete in this class at a show the first day of which is July 1st of that year.

**SECTION 6.** The Novice Class shall be for dogs six months of age and over, which have not, prior to the date of closing of entries, won three first prizes in the Novice Class, a first prize in Amateur-Owner-Handler, Bred-by-Exhibitor, American-bred, or Open Classes, nor one or more points toward their championships.

**SECTION 7.** The Amateur-Owner-Handler class shall be for dogs that are at least six months of age that are not champions. Dogs must be handled in the class by the registered owner of the dog. This class is restricted to exhibitors who have not, at any point in time, been a professional dog handler, AKC approved conformation judge, or employed as an assistant to a professional handler. Additionally, members of the immediate family or household of a current professional handler are ineligible for this class (as defined in Chapter 11, Section 13).

*Professional handlers are defined as any person who belongs or has belonged to a professional handlers' organization, distributed rate cards, or otherwise advertised or represented themselves as handling dogs for pay.*

**SECTION 8.** The Bred-by-Exhibitor Class shall be for dogs that are:

- Six months of age or older as of the first day of the show;
- Not Champions on the date of closing of entries for the show;
- Individually registered with The American Kennel Club as of the date of the show;
- Owned or co-owned by any of the breeders of record as of the date of the show.

The person handling the dog in this class must be a breeder of record and an owner of record of this dog.

In any subsequent classes for which a dog from the Bred-by-Exhibitor class becomes eligible, there are no restrictions as to who may handle.

**SECTION 9.** The American-bred Class shall be for all dogs (except champions) six months of age and over, whelped in the United States of America, by reason of a mating which took place in the United States of America.

**SECTION 10.** The Open Class shall be for any dog six months of age or over.

**SECTION 11.** The Winners Class shall be divided by sex and each division shall be open only to undefeated dogs of the same sex which have won first prizes in either the Puppy, Twelve-to-Fifteen Month, Fifteen-to-Eighteen Month, Twelve-to-Eighteen Month, Novice, Amateur-Owner-Handler, Bred-by-Exhibitor, American-bred or Open Classes. There shall be no entry fee for competition in the Winners Class.

After the Winners prize has been awarded in one of the sex divisions, the second prize winning dog, if undefeated except by the dog awarded Winners, shall compete with the other eligible dogs for Reserve Winners. No eligible dog may be withheld from competition.



Winners Class shall be allowed only at shows where American-bred and Open Classes shall be given. A member club holding a show with restricted entries may include Winners Classes, provided the necessary regular classes are included in the classification.

**SECTION 12.** Event committees may provide such other classes of recognized breeds or recognized varieties of breeds as they may choose, provided they do not conflict with the conditions of the above mentioned classes and are judged before Best of Breed competition. Such additional classes shall be divided by sex.

No class may be given in which more than one breed or recognized variety of breed may be entered, except as provided in these rules and regulations.

**SECTION 13.** A Club that provides Winners Classes shall also provide Competition for Best of Breed or for Best of Variety in those breeds for which varieties are provided in this chapter. The awards in this competition shall be Best of Breed or Best of Variety of Breed.

The following categories of dogs may be entered in this competition:

Dogs that are Champions of Record.

Dogs which according to their owners' records have completed the requirements for a championship but whose championships are unconfirmed. The showing of dogs whose championships are unconfirmed is limited to a period of 90 days from the date of show where a dog completed the requirements for a championship according to the owners' records.

Grand Championship points may also be awarded to Best of Breed or Best of Variety of Breed, Best of Opposite Sex to Best of Breed or Best of Variety of Breed, Select Dog and Select Bitch.

In addition, the Winners Dog and Winners Bitch together with any undefeated dogs that have competed at the show only in additional non-regular classes shall compete for Best of Breed or Best of Variety of Breed.

Winners Dog, Winners Bitch, and non-regular class winners that are not conformation Champions, are not eligible for Grand Championship points.

If the Winners Dog or Winners Bitch is awarded Best of Breed or Best of Variety of Breed, it shall be automatically awarded Best of Winners; otherwise, the Winners Dog and Winners Bitch shall be judged together for Best of Winners following the judging of Best of Breed or Best of Variety of Breed. The dog awarded the Best of Winners shall be credited with the number of points calculated for Winners Dog or Winners Bitch, whichever is greater. In the event that Winners is awarded in only one sex, there shall be no Best of Winners award.

After Best of Breed or Best of Variety of Breed and Best of Winners have been awarded, the judge shall select Best of Opposite Sex to Best of Breed or Best of Variety of Breed.

Eligible for this award are:

Dogs of opposite sex to Best of Breed or Best of Variety of Breed that have been entered for Best of Breed competition. The dog awarded Winners of the opposite sex to the Best of Breed or Best of Variety of Breed.

Any undefeated dogs of the opposite sex to Best of Breed or Best of Variety of Breed which have competed at the show only in additional non-regular classes.

A dog that has been defeated in any regular class or non-regular class for single dog entries in its breed or variety at the show is ineligible to compete for Best of Breed or Variety.

A dog that has been defeated by a dog of its own sex in any regular or non-regular class for single dog entries in its breed or variety at the show is ineligible to compete for Best of Opposite Sex to Best of Breed or Variety.

After Best of Opposite Sex to Best of Breed or Best of Variety of Breed has been awarded, the judge may choose Select Dog and Select Bitch.

**SECTION 14.** At specialty shows for breeds in which there are varieties as specified in Chapter 3, Section 1, and which are held apart from all-breed shows, Best of Breed shall be judged following the judging of Best of each variety and best of opposite sex to best of each variety. Best of Opposite Sex to Best of Breed shall also be judged. Dogs eligible for Best of Opposite Sex to Best of Breed competition will be found among the bests of variety or the bests of opposite sex to bests of variety, according to the sex of the dog placed Best of Breed. Grand Championship points will not be awarded beyond variety competition.

At an all-breed show (even if a specialty club shall designate classes as its specialty show), the judge of a breed in which there are show varieties shall make no placing beyond Best of Variety, Best of Opposite Sex to Best of Variety, Select Dog, and Select Bitch.

**SECTION 15.** A club or association holding a show may give seven group classes not divided by sex, such groups to be arranged in same order and to comprise the same breeds and recognized varieties of breeds as herein before set forth in Chapter 3, Section 1. All dogs designated by their respective breed judges Best of Breed at the show at which these group classes shall be given shall be eligible to compete in the group classes to which they belong according to this grouping, and all

dogs designated Best of Variety in those breeds with more than one recognized variety, shall be eligible to compete in the group classes to which they belong according to this grouping. All entries for these group classes shall be made after judging of the regular classes of The American Kennel Club has been finished and no entry fee shall be charged. In the event that the owner of a dog designated Best of Breed or Best of Variety shall not exhibit the dog in the group class to which it is eligible, no other dog of the same breed or variety of breed shall be allowed to compete.

**SECTION 16.** A Club giving group classes must also give Best in Show, the winner to be entitled "Best in Show." No entry fee shall be charged and all the group winners must compete. The club or association giving group classes must also give Reserve Best in Show, the winner to be chosen by the Best in Show judge from among those group winners in the ring, the winner to be entitled "Reserve Best in Show." No entry fee shall be charged but the remaining group winners must compete.

*The Best in Show judge at an All-Breed show shall first award Reserve Best in Show, followed by Best in Show.*

**SECTION 17.** A club or association holding a show, if it gives brace classes in the several breeds and recognized varieties of breeds, may also give seven brace group classes, not divided by sex; such groups to be arranged in the same order and to comprise the same breeds and recognized varieties of breeds as herein before set forth in Chapter 3, Section 1. All braces of dogs designated by their respective breed judges as Best of Breed or Best of Variety as the case may be at shows at which these brace group classes shall be given, shall be eligible to compete in the brace group classes to which they belong according to this grouping. All entries for these brace group classes shall be made after the judging of the regular classes of The American Kennel Club has been finished and no entry fee shall be charged. In the event that the owner of a brace of dogs designated Best of Breed or Best of Variety shall not exhibit the brace of dogs in the group class to which it is eligible, no other brace of dogs of the same breed or variety of breed shall be allowed to compete.

*Effective January 1, 2005. A brace is defined as two dogs of the same recognized breed or variety that are similar in appearance, performing in unison, and presented by a maximum of two handlers. Both dogs competing in brace competition must have at least one common owner.*

**SECTION 18.** If a club or association holding a show shall give these seven group classes, it must also give a

“Best Brace in Show” in which the seven braces of dogs winning the first prizes in the seven group classes must compete, but for which no entry fee shall be charged. The winner shall be entitled “The Best Brace in Show.”

**SECTION 19.** A club or association holding a show, if it gives team classes in the several breeds and recognized varieties of breeds, may also give seven team group classes not divided by sex, such groups to be arranged in the same order and to comprise the same breeds and recognized varieties of breeds as herein before set forth in Chapter 3, Section 1. All teams of dogs designated by their respective breed judges as Best of Breed or Best of Variety as the case may be at shows at which these team group classes shall be given, shall be eligible to compete in the team group classes to which they belong according to this grouping. All entries for these team group classes shall be made after the judging of the regular classes of The American Kennel Club has been finished and no entry fee shall be charged. In the event that the owner of a team of dogs designated Best of Breed or Best of Variety shall not exhibit the team of dogs in the group class to which it is eligible, no other team of dogs of the same breed or variety of breed shall be allowed to compete.

*Effective January 1, 2005. A team is defined as four dogs of the same recognized breed or variety that are similar in appearance, performing in unison, and presented by a maximum of four handlers. All dogs competing in team competition must have at least one common owner.*

**SECTION 20.** If a club or association holding a show shall give these seven group classes, it must also give a “Best Team in Show” in which the seven teams of dogs winning the first prizes in the seven group classes must compete, but for which no entry fee shall be charged. The winner shall be entitled “The Best Team in Show.”

**SECTION 21.** A club or association holding a show may offer Junior Showmanship competition if it so chooses.

The classes and procedure shall conform to The American Kennel Club regulations governing Junior Showmanship as adopted by the Board of Directors.

**SECTION 22.** The Miscellaneous Class shall be for purebred dogs of such breed as may be designated by the AKC® Board of Directors. No dog shall be eligible for entry in the Miscellaneous Class unless the owner has been granted an AKC identification number, and unless the AKC identification number is given on the entry form. Application for an AKC identification number shall be made on a form provided by the AKC and when submitted must be accompanied by a fee set by the Board of Directors.

The regular Miscellaneous Classes for each breed shall

be Puppy, Bred-by-Exhibitor and Open, with the same eligibility requirements in Sections 4, 8 and 10 of the Chapter respectively. These classes shall be divided by sex. All class winners within a breed shall compete for Best of Breed and Best of Opposite Sex to Best of Breed.

Each of the Miscellaneous Class Best of Breed winners shall be eligible to compete for Best in Miscellaneous Class. All entries for Best in Miscellaneous Class shall be made after judging of the individual Miscellaneous breed classes and no entry fee shall be charged. In the event that the owner of a dog designated Best of Breed shall not exhibit the dog in the Best of Miscellaneous Class Competition, no other dog of the same breed shall be allowed to compete. There shall be no further competition for dogs entered in the Miscellaneous Class.

*Winners of the Best of Breed in each of the individual Miscellaneous breeds will be awarded points towards the Certificate of Merit (CM) title based on the total number of dogs competing. Best of Opposite Sex to Best of Breed in each of the individual Miscellaneous breeds will be awarded points towards the Certificate of Merit (CM) title based on the total number of dogs of its sex in competition. The winner of the Best in Miscellaneous Class will be awarded points towards a Certificate of Merit based upon the total number of dogs that competed in all of the Miscellaneous Class breeds.*

*Upon completion of the CM title a dog may continue to compete in the Miscellaneous Class so long as they are of an eligible breed.*

*The CM suffix title is an introductory title to AKC conformation events and will be superseded by the CH title when earned. The Certificate of Merit requires 15 points awarded in accordance with the following point structure:*

<i>Dogs Competing</i>	<i>Points</i>
2	1
4	2
8	3
12	4
16	5

*The CM title initials will be followed by a numeric designation indicating the quantity of times the dog has met the requirements of the CM title as defined above, e.g., 30 CM points = CM2.*

The ribbon shall conform to Chapter 5, Section 2 of these rules and shall be the following colors:

- First Prize - Rose
- Second Prize - Brown
- Third Prize - Light Green
- Fourth Prize - Gray

- Best of Breed - Orange
- Best of Opposite - Lavender
- Best in Miscellaneous - Pink and Green

*At present, the Miscellaneous Class is open to the following breeds:*

American Hairless Terrier (Move to Terrier Group as of 01/01/2016)

Azawakh

Belgian Laekenois

Berger Picard (Move to Herding Group as of 07/01/2015)

Dogo Argentino

Grand Basset Griffon Vendéen

Kooikerhondje (eligible as of 07/01/2015)

Lagotto Romagnolo (Move to Sporting Group as of 07/01/2015)

Miniature American Shepherd (Move to Herding Group as of 07/01/2015)

Norrbottenspets

Peruvian Inca Orchid

Portuguese Podengo

Pumi

Sloughi (Move to Hound Group as of 01/01/2016)

**SECTION 23.** A registered dog that is six months of age or over and of a breed for which a classification is offered in the premium list may be entered in a show for Exhibition Only at the regular entry fee provided the dog has been awarded first prize in one of the regular classes at a licensed or member show held prior to the closing of entries of the show in which the Exhibition Only entry is made, and provided further that the premium list has not specified that entries for Exhibition Only will not be accepted. The name and date of the show at which the dog was awarded the first prize must be stated on the entry form.

A dog entered for Exhibition Only shall not be shown in any class or competition at that show.

# **CHAPTER 4**

## **APPROVAL OF JUDGES' PANELS AND PREMIUM LISTS**

**SECTION 1.** After a club or association has been granted permission by The American Kennel Club to hold a show, it must send for approval by and in time to reach The American Kennel Club at least EIGHTEEN weeks before the closing date for entries of the show, a list of the names and addresses of the judges whom it has selected to judge its show, giving in each instance the particular breed or breeds of dogs and group class if any, which it is desired that each judge shall pass upon, and the name and address of the judge selected to pass upon Best in Show and Reserve Best in Show. No judge's name shall be submitted to pass upon any assignment unless the judge has agreed in writing to accept that assignment.

The show-giving club must not advertise or publish the name or names of any of the judges which it has selected until the complete list has been approved by The American Kennel Club.

**SECTION 2.** Premium lists and entry forms must be printed and sent to prospective exhibitors at least FIVE WEEKS prior to the closing date for entries of the show. Four copies of the premium list must be sent to The American Kennel Club at time of distribution.

**SECTION 3.** Premium lists and entry forms, in order to ensure uniformity, must conform to The American Kennel Club official size of from 5 1/2 x 8 1/2 inches to 6 x 9 inches and the entry form must conform in every respect with the official form.

# CHAPTER 5

## RIBBONS, PRIZES AND TROPHIES

**SECTION 1.** All clubs or associations holding dog shows under the rules of The American Kennel Club, except sanctioned matches, shall use the following colors for their prize ribbons or rosettes, in the regular classes of The American Kennel Club and the regular group classes:

First prize—Blue.

Second prize—Red.

Third prize—Yellow.

Fourth prize—White.

Winners—Purple.

Reserve Winners—Purple and White.

Best of Winners—Blue and White.

Special prize—Dark Green.

Best of Breed and Best of Variety of Breed—  
Purple and Gold.

Best of Opposite Sex to Best of Breed and Best of  
Opposite Sex to Best of Variety of Breed—  
Red and White.

Select—Light Blue and White

Best in Show – Red, white, and blue is the traditional  
color combination but any color or combination of  
colors is permitted.

Reserve Best in Show – any unassigned color or  
combination of colors.

and shall use the following colors for their prize ribbons  
in all additional classes:

First prize—Rose.

Second prize—Brown.

Third prize—Light Green.

Fourth prize—Gray.

**SECTION 2.** Each ribbon or rosette, except those used at sanctioned matches, shall be at least 2 inches wide, and approximately 8 inches long; and bear on its face a facsimile of the seal of The American Kennel Club, the name of the prize, and the name of the show-giving club with numerals of year, date of show, and name of city or town where show is given.

**SECTION 3.** If ribbons are offered at sanctioned matches, sweepstakes or futurity, they shall be of the following colors, but may be of any design or size:

First prize—Rose

Second prize—Brown

Third prize—Light Green

Fourth prize—Gray



Special prize—Green with pink edges  
Best of Breed—Orange  
Best of Variety—Orange & White  
Best in Match, Sweepstakes or Futurity —  
Pink and Green  
Best of Opposite Sex to Best in Match, Sweepstakes  
or Futurity—Lavender  
Best of Opposite Sex to Best in Variety in  
Sweepstakes or Futurity—Lavender & White

**SECTION 4.** If money prizes are offered in a premium list of a show, a fixed amount for each prize must be stated. All other prizes offered in a premium list of a show must be accurately described or their monetary value must be stated. Alcoholic beverages will not be acceptable as prizes.

**SECTION 5.** A show-giving club shall not accept the donation of a prize for a competition not provided for at its show.

**SECTION 6.** All prizes offered in a premium list of a show must be offered to be awarded in a regular procedure of judging and in accordance with Sections 7 through 12 of this Chapter to the owner and/or breeder of the dog, but any prizes or trophies not listed in the premium list may be awarded with the permission of the Event Committee and the reason for the exception included in the show report.

**SECTION 7.** Prizes may be offered in accordance with Sections 7 through 12 of this Chapter at a show for the following placing:

First, Second, Third, Fourth in the Puppy, Twelve-to-Eighteen Month, Novice, Amateur-Owner-Handler, Bred-by-Exhibitor, American-bred or Open classes, or in any division of these designated in the Classification.

First, Second, Third, Fourth in any additional class which the show-giving club may offer in accord with the provisions of Chapter 3, Section 12, and in the Miscellaneous class (at all-breed shows only).

Winners, Reserve Winners, Best of Winners, Select, Best of Breed or Variety, Best of Opposite Sex to Best of Breed or Variety.

At all-breed shows only: First, Second, Third, Fourth in a Group Class and for Best in Show, Reserve Best in Show, Best Brace in Show and Best Team in Show.

**SECTION 8.** At any specialty show, prizes may also be offered in accordance with Sections 7 through 12 of this Chapter for: Best in Puppy Classes, Best in Twelve-to-Eighteen Month Classes, Best in Novice

Classes, Best in Amateur-Owner-Handler, Best in Bred-by-Exhibitor Classes, Best in American-bred Classes, Best in Open Classes, Best in any additional classes which the show-giving club may offer in accord with the provisions of Chapter 3, Section 12, in which the sexes are divided.

(In breeds in which there are varieties, a prize may be offered for Best in any of the above classes within the variety.)

In shows held by breed Specialty clubs, awards for Best in Puppy, Twelve-to-Eighteen Month, Novice, Amateur-Owner-Handler, Bred-by-Exhibitor, American-bred, and Open Classes, Best in any additional classes which the show-giving club may offer in accord with the provisions of Chapter 3, Section 12, in which the sexes are divided, may also be awarded on a three-time win basis provided permanent possession goes to the owner and/or breeder winning the award three times, not necessarily with the same dog, provided such prizes are offered by the show-giving specialty club itself or through it for competition at its shows.

**SECTION 9.** At all-breed shows, prizes may be offered on a three-time win basis for the following awards, provided permanent possession goes to the owner and/or breeder winning the award three times, not necessarily with the same dog, and further provided such prizes are offered by the show-giving club itself or through it for competition at its shows only: Best in Show, Best in any one group class.

**SECTION 10.** At specialty shows, prizes may be offered on a three-time win basis for the following awards, provided permanent possession goes to the owner and/or breeder winning the award three times, not necessarily with the same dog, and further provided such prizes are offered by the specialty club itself, or through it, for competition at its specialty shows only:

Best of Breed or Best of Opposite Sex to Best of Breed (where a specialty club considers the classes at an all-breed show as its specialty show, there can be no award for Best of Breed in those breeds in which there are varieties), Best of Variety of Breed or Best of Opposite Sex to Best of Variety, Best of Winners, Winners Dog and Winners Bitch, and First in any regular or non-regular class.

**SECTION 11.** Perpetual prizes and such three-time win prizes as have been in competition prior to September 9, 1952, and which would not be allowed under the terms of the sections in this Chapter will continue to be permitted to be offered under the terms of their original provisions until won outright or otherwise retired. Should premium list copy submitted

to the AKC for approval contain such non-allowable prizes, a certification by the Club Secretary stating that the prizes have been in competition prior to September 9, 1952, must be included.

**SECTION 12.** Regular Specials are prizes offered by show-giving member or non-member specialty clubs for outright and automatic award at any show where the terms have been published in full in the premium list and catalog of the show. No prize may be offered for an award higher than Best of Breed or Best of Variety of Breed. It shall be the obligation of specialty clubs offering such regular specials to notify superintendents, show secretaries and show-giving clubs that said prizes may be offered provided the terms are set forth in full in the premium list and catalog of the show. The specialty club will be solely responsible for the distribution of such prizes within 60 days after the completion of a show when it has been determined that all the terms of the awards have been met. No show-giving club is obligated to accept an offering of regular specials.

# CHAPTER 6

## PREMIUM LISTS AND CLOSING OF ENTRIES

**SECTION 1.** The awards at a dog show, or the scores made at an obedience trial, will be officially recorded by The American Kennel Club only if the certification of the Secretary of The American Kennel Club is published on the first, second or third page of the premium list stating that permission has been granted by The American Kennel Club for the dog show or obedience trial to be held under American Kennel Club rules and regulations.

If the show shall be given by a club or association not a member of The American Kennel Club the words "Licensed Show" must be plainly printed on the title page of the premium list.

**SECTION 2.** The premium list shall contain the following: a list of the officers of the show-giving club with the address of the secretary, a list of the members of the Event Committee (there must be at least five) together with the designation of "Chairman" and the Chairman's address (and "Obedience Trial Chairman" if an obedience trial is being held by a club in connection with its dog show), the names of the veterinarians (or name of local Veterinary Association) and, for an Unbenched show, whether the veterinarian will be in attendance throughout the show hours or "on call," the names and addresses of the judges, together with their assignments, and the name and address of the superintendent or show secretary who has been approved by The American Kennel Club. The premium list shall also specify whether the show is Benched or Unbenched, and shall give the exact location of the show, the date or dates on which it is to be held, and the times of opening and closing of the show.

**SECTION 2A.** A show-giving club may, at its option, use a condensed form of premium list which shall be identical with the content and format of a regular premium list, and comply with all the pertinent rules except that the listing of breed prizes and trophies offered is omitted as well as the listing of all prizes and trophies offered for an obedience trial if held by the show-giving club with its show. Such prizes and trophies as are offered for Best in Show, Reserve Best in Show, and group placements are to be included in a condensed premium list as well as any schedule of class cash prizes that a club proposes to offer.

The conditions of all prizes and trophies offered must conform to the provisions of Chapter 5 of these

rules and Chapter 1, Sections 19, 20, 21 and 30 of the Obedience Regulations. A club using a condensed form of premium list is obligated to prepare lists of the breed and obedience prizes and trophies for distribution to prospective entrants and exhibitors on request. Such lists can be printed, multilithed, multigraphed, mimeographed or typed (and photostated) on paper of any suitable size with both sides of the paper being used if the club wishes. In each condensed form of premium list there must be the notation: "A list of breed and obedience prizes and trophies offered can be obtained by writing to (name and address of club secretary and/or superintendent and address)."

A club which chooses to use a condensed form of premium list may also prepare for printing a regular premium list for other than mail distribution. The regular premium list can then be used to fill requests for a listing of breed and obedience prizes and trophies offered and no separate list of breed and obedience prizes and trophies need be prepared.

An obedience trial-giving club may, at its option, use a condensed form of premium list which shall be identical with the content and format of a regular premium list, and comply with all the pertinent rules and regulations except that the listing of prizes and trophies offered is omitted. When a condensed form of premium list is used, the same procedure is to be followed with respect to the prize and trophy list as is required of show-giving clubs and as is set forth in this section.

**SECTION 3.** Except at specialty club shows, the general classification of recognized breeds divided into seven groups and in the same order as set forth in Chapter 3, of the Rules Applying to Registration and Discipline, with the varieties of distinct breeds as described in Section 1 of this Chapter added thereto, in their proper groups and alphabetical position, shall be published in the premium list.

**SECTION 4.** If an all-breed club or association permits a specialty club to consider the classes at its show as its specialty show, the winner of Best of Breed of Variety may compete in the group classes of the all-breed show.

**SECTION 5.** If more than one judge has been approved to judge a specialty show held apart from an all-breed show, the premium list must designate the particular assignments of each judge as approved by The American Kennel Club, except when the specialty club has requested and received approval for the drawing of assignments at the show, in which case a statement to this effect shall appear in the premium list in place of designated assignments.

**SECTION 6.** A show-giving club shall assume the responsibility of collecting all recording and event service fees for The American Kennel Club, which fact shall be stated in the premium list.

**SECTION 7.** Event committees may make such regulations or additional rules for the government of their shows as shall be considered necessary, provided such regulations or additional rules do not conflict with any rule of The American Kennel Club, and provided they do not discriminate between breeds or between dogs entered in show classes and those entered in obedience classes in the required hour of arrival and the hour of removal. If permission is granted to a club other than the show-giving club for the holding of an obedience trial in connection with a dog show, the obedience club so authorized must comply with the show-giving club's rules adopted hereunder.

Such regulations or additional rules shall be printed in the premium list and violations thereof shall be considered the same as violations of the rules and regulations of The American Kennel Club.

**SECTION 8.** No prizes may be accepted or offered by a show-giving club unless they are published in the premium list of the show or in the separate list of prizes if the condensed form of premium list is used; nor may any be withdrawn or the conditions thereof changed after they have been published in the premium list or in the separate list of prizes.

If the donor of a prize that has been published in the premium list of a show or in the separate list of prizes shall fail to furnish the prize, the show-giving club shall promptly supply a prize of the same description and of no less value.

The show-giving club shall be responsible for all errors made in publishing offers of prizes and shall, in the event of error, award prizes of equal value; except that if an error has been made in the premium list or in the separate list of prizes in publishing the conditions of a specialty club's Regular Specials (as described in Chapter 5, Section 12) prizes shall be awarded according to the current terms of the specialty club's Regular Specials. All prizes offered in a premium list of a show must be offered to be awarded in a regular procedure of judging in accordance with Chapter 5, Section 7 through 12 to the owner and/or breeder of the dog, but any prizes or trophies not listed in the premium list may be awarded with the permission of the Event Committee and the reason for the exception included in the show report.

**SECTION 9.** Every premium list shall specify the date and time at which entries for a show shall close. The

premium list shall also specify the name and address of the Superintendent or Show Secretary who is to receive the entries. For all shows other than specialty shows, the specified closing date and time must be no later than as outlined in the following schedule: For a show which opens on Friday, Saturday, Sunday, or Monday, entries accepted not later than noon on the third Wednesday prior to the show.

For a show which opens on Tuesday, entries accepted not later than noon on the third Thursday prior to the show.

For a show which opens on Wednesday, entries accepted not later than noon the third Friday prior to the show.

For a show which opens on Thursday, entries accepted not later than noon on the third Wednesday prior to the show.

Clubs in a cluster of no more than five consecutive days have the option of closing no later than noon on the third Wednesday prior to the last show in the cluster.

Whenever the closing day noted above falls on a postal holiday, entries received in the first mail only on the following day may be accepted.

# CHAPTER 7

## JUDGES

**SECTION 1.** Any reputable person who is in good standing with The American Kennel Club may apply for approval to judge any AKC recognized breed or breeds of purebred dogs, which in his or her opinion he or she is qualified by training and experience to pass upon, with the following exceptions:

Persons connected with any publication in the capacity of solicitor for kennel advertisements, persons connected with dog food, dog remedy or kennel supply companies in the capacity of solicitor or salesman, persons who buy, sell and in any way trade in or traffic in dogs as a means of livelihood in whole or in part, professional show superintendents and their employees, and persons who show dogs for others will not be approved if still engaged in such activities.

*No Judge shall be granted a license to be a licensed superintendent.*

*No person shall be eligible for approval to judge if he or she resides in the same household with a professional handler or licensed superintendent.*

*No Judge may accept an assignment nor officiate at any event where a member of his or her household is involved to the extent that there might exist an actual conflict of interest or the reasonable appearance of a conflict of interest.*

**SECTION 2.** The application for license to judge must be made on a form which will be supplied by The American Kennel Club upon request and when received by said club will be placed before the Board of Directors of The American Kennel Club who shall determine in each instance whether a license shall be issued.

**SECTION 3.** The American Kennel Club will not approve as judge for any given show the superintendent, show secretary, or show veterinarians, or club officials of said show acting in any one of these three capacities, and such persons cannot officiate or judge at such show under any circumstances.

**SECTION 4.** Only those persons whose names are on The American Kennel Club's list of eligible judges may, in the discretion of The American Kennel Club, be approved to judge at any member or licensed show, except that if it becomes necessary to replace an advertised judge after the opening of the show and no person on the eligible judges list is available to take his place, the Event Committee may select as a substitute



for the advertised judge a person whose name is not on the eligible judges list provided such person is not currently suspended from the privileges of The American Kennel Club, is not currently suspended as a judge and is not ineligible to judge under the provisions of Sections 1 and 3 of this Chapter.

**SECTION 5.** The American Kennel Club may in its discretion approve as a judge of any sanctioned match, futurity or sweepstake a person who is not currently suspended from the privileges of The American Kennel Club or whose judging privileges are not currently suspended.

**SECTION 6.** Event committees or superintendents shall, in every instance, notify appointed judges of the breeds and group classes upon which they are to pass, and such notifications shall be given before the publication of the premium lists.

**SECTION 7.** Event committees or superintendents shall not add to or subtract from the number of breeds or variety groups which a selected judge has agreed to pass upon without first notifying said judge of and obtaining his consent to the contemplated change in his assigned breeds or variety groups, and the judge when so notified may refuse to judge any breeds or variety groups added to his original assignment.

**SECTION 8.** An Event committee which shall be informed at any time prior to TEN DAYS before the opening day of its show that an advertised judge will not fulfill his or her engagement to judge shall substitute a judge in his or her place, which substitute judge must be approved by The American Kennel Club, and shall give notice of the name of the substitute judge to all those who have entered dogs in the classes allotted to be judged by the advertised judge. All those who have entered dogs to be shown under the advertised judge shall be permitted to withdraw their entries no later than one half-hour prior to the scheduled start of any regular conformation judging at the show, and the entry fees paid for entering such dogs shall be refunded.

Since an entry can be made only under a breed judge, changes in Group or Best in Show assignments do not entitle an exhibitor to a refund.

**SECTION 9.** Should an Event committee be informed at any time within ten days before the opening of its show, or after its show has opened, that an advertised judge will not fulfill his or her engagement to judge, it shall substitute a qualified judge in his or her place, and shall obtain approval of the change from The American Kennel Club if time allows. No Notice

need be sent to those exhibitors who have entered dogs under the advertised judge.

The Event Committee will be responsible for having a notice posted in a prominent place within the show precincts as soon after the show opens as is practical informing exhibitors of the change in judges. An exhibitor who has entered a dog under an advertised judge who is being replaced may withdraw such entry and shall have the entry fee refunded, provided notice of such withdrawal is given to the Superintendent or Show Secretary prior to the start of the judging of the breed which is to be passed upon by a substitute judge.

**SECTION 10.** In case an advertised judge shall have judged part of the classes of a breed and then finds it impossible to finish, a substitute judge shall be selected by the Event committee, and in that event the awards made by the regular judge shall stand, and his or her substitute shall judge only the remaining entries in the breed. No dogs entered under the regularly selected judge shall be withheld from competition.

**SECTION 11.** A substitute judge shall finish the judging of the breed class or group he or she is adjudicating upon if he or she has begun to judge before the advertised judge arrives at the show.

**SECTION 12.** Any club or association that holds a dog show must prepare, after the entries have closed and not before, a judging program showing the time scheduled for the judging of each breed and each variety for which entries have been accepted. If a substitute or additional judge has been approved Chapter 7, Section 8 or Chapter 7, Section 13, as appropriate, will be quoted listing the changes. The judging program shall indicate the number of dogs entered and state the time for the start of group judging, if any. The program shall be based on the judging of about 25 dogs per hour by each judge. Each judge's breed and variety assignments shall be divided into periods of about one hour, except in those cases where the entry in a breed or variety exceeds 30. The total number of dogs assigned each judge will be indicated. Forty-five minutes to one hour must be allowed for rest or meals if a judge's assignment exceeds five hours. A copy of the program and identification slip for each dog entered shall be mailed to the owner no later than one week before the date of the event. Two copies of the program shall be mailed to the Show Plans Department at the same time they are mailed to exhibitors.

*Electronic correspondence may be utilized at the exhibitor's request.*

The judging program shall be printed in the catalog. No judging shall occur at any show prior to the time

specified in the judging program.

**SECTION 13.** The maximum number of conformation entries assigned in the breed judging to any judge, in one day, shall never exceed 175 except that a judge of a specialty show may be assigned a maximum of 200 entries. If the specialty is held as part of an all-breed show, the increased limit will only apply if the judge is not assigned any other breed, a Group or Best in Show and Reserve Best in Show.

If a show-giving club so elects, it may place a limit of its own choosing lower than any of the limits provided for in the rule notifying The American Kennel Club of its intention at the time the judging panel is submitted for approval. This limit will then govern the need for additional judges if, when the entries for the show have closed, any judge on the panel has drawn more dogs than the limit set by the club.

When the entries have closed, if the entry under any judge exceeds the above limits, the Event Committee must select some other judge or judges to whom sufficient breeds can be assigned, to bring the total assignment of every judge within and as close as possible to the limit without removing provisional breeds listed in the judge's contract without the judge's agreement. The removal of any breeds is to be discussed with the assigned judge. If a judge is assigned four or fewer breeds, the assignment shall be reduced first by reassigning to other judge sufficient classes from one breed to eliminate the overload, with any non-regular classes in that breed being the first removed. The same procedure shall then be followed for as many breeds as necessary until the overload is eliminated. This will apply whether or not the breed in question involves varieties.

Notice must be sent to the owner of each dog affected by such a change in judges at least five days before the opening of the show, and the owner has the right to withdraw his entry and have his entry fee refunded provided notification of his withdrawal is received no later than one half-hour prior to the start of any regular conformation judging at the show, by the Superintendent or Show Secretary named in the premium list to receive entries.

**SECTION 14.** A judge shall not exhibit his dogs or take any dog belonging to another person into the ring at any show at which he is officiating, nor shall he pass judgment in his official capacity upon any dog which he or any member of his immediate household or immediate family (as defined in Chapter 11, Section 13) has handled in the ring more than twice during the

preceding twelve months.

**SECTION 15.** A judge's decision shall be final in all cases affecting the merits of the dogs. Full discretionary power is given to the judge to withhold any, or all, prizes for want of merit. After a class has once been judged in accordance with these rules and regulations, it shall not be rejudged. A class is considered judged when the judge has marked his book which must be done before the following class is examined. If any errors have been made by the judge in marking the awards as made, he may correct the same but must initial any such corrections.

**SECTION 16.** A judge may order any person or dog from the ring, for the purpose of facilitating the judging. Judges are required to exclude from the rings in which they are judging all persons except the steward or stewards and the show attendants assigned to the ring and those actually engaged in exhibiting.

When a judge finds it necessary to excuse a person or dog from the ring under the provisions of this section, that judge shall mark the judge's book "excused" and briefly describe the reason for this action.

When a judge finds it necessary to order an exhibitor from the ring for cause, that judge shall mark the judge's book "ordered from the ring" and briefly describe the reason for this action. This exhibitor's dog is to be considered "excused."

**SECTION 17.** A judge shall be supplied with a book called the judge's book in which he shall mark all awards and all absent dogs. The original judges' books at shows shall be in the custody of the judge, steward, superintendent, or superintendent's assistant. None other shall be allowed access to them. At the conclusion of the judging, the book must be signed by the judge and any changes which may have been made therein initialed by him.

**SECTION 18.** A judge's decision, as marked in the judge's book, cannot be changed by him after filing, but an error appearing in the judge's book may be corrected by The American Kennel Club after consultation with the judge.

**SECTION 19.** Only one judge shall officiate in each Group Class and only one judge shall select the Best in Show and Reserve Best in Show.

*The Board of Directors suggests that whenever possible the Best in Show and Reserve Best in Show be determined by one who has not already judged any breed or group class of said show.*

*Except in hardship cases, when an exception may be*

*approved for a specific show, a judge will not be approved to judge a breed and, at the same show, the Variety Group of which the breed is a part and Best in Show and Reserve Best in Show.*

**SECTION 20.** If a judge disqualifies a dog at any show, he shall make a note in the judge's book giving his reasons for such disqualification. In computing the championship points for a breed, said dog shall not be considered as having been present at the show.

# **CHAPTER 8 SELECTION OF SUPERINTENDENT, SHOW SECRETARY AND VETERINARIANS**

Prior to receiving permission to hold a dog show, obedience trial or tracking test, the club must submit the name, complete address, and daytime telephone number of the Superintendent or Show Secretary and Veterinarian contracted by the club to service the event.

# CHAPTER 9

## SUPERINTENDENTS AND SHOW SECRETARIES

**SECTION 1.** The Superintendent of a dog show held under the rules of The American Kennel Club must hold a license from The American Kennel Club.

**SECTION 2.** Any qualified person may make application to The American Kennel Club for approval to act as Show Secretary of a dog show.

*While there is no numerical limit on the number of Specialty Shows that a Show Secretary may be approved to service, a person will be approved to act as Show Secretary for the show or shows of only one all-breed dog club in a calendar year.*

*An individual wishing to service the shows of more than one all-breed dog club in a calendar year, must hold a license from The American Kennel Club as Superintendent*

**SECTION 3.** Event Committees will be responsible for making complete arrangements with each one of the veterinarians selected to service the show. In the event that a recognized Veterinary Association is to furnish the veterinarians, the complete arrangements shall be made with Secretary of the Association.

**SECTION 4.** Superintendents and Show Secretaries shall have on hand at every show the various official American Kennel Club forms for the use of veterinarians.

**SECTION 5.** Superintendents and Show Secretaries shall be prepared, at any show with a show veterinarian in attendance, to furnish the forms to be used by an exhibitor or handler who seeks a health examination of a dog. Upon the filing of the completed form, it shall be the superintendent's and show secretary's duty to see that the owner or agent of the dog takes his dog to the "Veterinarian Headquarters" for the examination.

**SECTION 6.** At Benched shows and at Unbenched shows if the club elects to have a veterinarian in attendance, Superintendents and Show Secretaries will be responsible for providing a suitable space which will serve as the Headquarters of the Show Veterinarians. At an indoor show the space will be marked off in some adequate way and a sign "Veterinarian Headquarters" must be prominently displayed. At an outdoor show, the Headquarters must be arranged so that the veterinarians are afforded protection from the weather.

At unbenched shows, with a veterinarian “on call,” the Superintendent’s or Show Secretary’s Office shall serve as “Veterinarian Headquarters.”

**SECTION 7.** At benched shows and unbenched shows if the club elects to have a veterinarian in attendance, Superintendents and Show Secretaries are required, with their report of a show, to list the names of all veterinarians who served at a show and give the hours that each veterinarian was present.

**SECTION 8.** Superintendents and Show Secretaries shall have the sole authority to enforce the rules having to do with the benching of dogs.

**SECTION 9.** Superintendents and Show Secretaries shall have the sole authority to excuse a dog from being shown on the recommendation of the veterinarian under Chapter 10, Section 5 (b) and to release dogs from a show prior to the published time for the releasing of dogs, except in the event that a dog has been dismissed from a show by a veterinarian under Chapter 10, Section 5 (b).

**SECTION 10.** Event committees and superintendents of dog shows shall be held responsible for the enforcement of all rules and regulations relating to shows and must provide themselves with a copy of The American Kennel Club rules and regulations for reference.

**SECTION 11.** The Event or Obedience Trial Committee will be held accountable for the maintenance of clean and orderly conditions throughout the precincts of the show during all hours when dogs are permitted to be present.

**SECTION 12.** Any reputable person or superintending organization in good standing with The American Kennel Club may apply to said Club for license to act as Superintendent of a dog show, which application must be made on a form which will be supplied by said Club upon request. When the application is received by The American Kennel Club, its Board of Directors shall determine whether the applicant is reasonably qualified from training and experience to act as Superintendent of a Dog Show and whether a license shall be issued to said applicant.

The fee for being granted a yearly license to be a Superintendent and the fee for renewal of said license each year shall be determined by the Board of Directors of The American Kennel Club. The fee for being granted a license to superintend one show and/or one field trial only shall be determined in like manner.



No yearly license will be issued to any person or superintending organization until having superintended at least three dog shows.

*No annual superintendent shall be granted a license to be a judge.*

*A Superintendent, an individual licensed to superintend events as an employee of the Superintendent, any other employee of the Superintendent, any individual with an ownership interest in a superintending organization, or any person residing in the same household as any of the foregoing, shall not exhibit or act as agent or handler at any show held thirty days before or after a show which the Superintendent has been approved to service by The American Kennel Club.*

*Dogs owned wholly or in part by a Superintendent, an individual licensed to superintend events as an employee of the Superintendent, any other employee of the superintendent, any individual with an ownership interest in a superintending organization, or any person residing in the same household as any of the foregoing, shall be ineligible to be entered at any show held thirty days before or after a show which the Superintendent has been approved to service by The American Kennel Club.*

*For the purpose of this section, the employees of a Superintendent would include only those individuals who represent the Superintendent or superintending organization at dog shows.*

# CHAPTER 10 DUTIES AND RESPONSIBILITIES OF SHOW VETERINARIANS

**SECTION 1.** Any veterinarian licensed to practice veterinary medicine in the jurisdiction where treatment is provided and who is in good standing with the American Kennel Club may act as veterinarian of a dog show.

**SECTION 2.** Every club that holds a licensed or member show must provide one or more qualified veterinarians in attendance or contact information for one or more qualified veterinarians “on call.”

“On call” veterinarian must be available to treat any dog that becomes ill or injured at the dog show during show hours. It will be the responsibility of the owner or owner’s agent to transport the dog to the veterinarian and for any cost associated with the dog’s illness or injury. “On call” veterinarians are not required to be present at the event.

**SECTION 3.** At Benched shows at least one of these veterinarians must be in attendance during the entire show hours.

**SECTION 4.** Clubs that use “on call” veterinarians are required to:

(a) Assure that services are available during the show hours and discuss the duties of the “on call” veterinarian prior to the event judging schedule;

(b) Provide exhibitors with contact information and detailed directions to the facility in the judging schedule and at the event.

**SECTION 5.** The duties of the veterinarians shall be to:

(a) Render treatment to dogs in the cases of sickness or injury occurring at the event. The associated expense shall be the responsibility of the owner or agent.

(b) Examine dogs at the request of the Event Committee and require removal from competition and the show premises of any dog deemed to endanger the health of said dog or the health of other dogs at the event. If any expenses are incurred in the examination of the dog it shall be the responsibility of the Event giving club.

(c) Provide written reports of such decisions to the Event Committee and superintendent;

(d) Provide written advisory opinions to an Event Committee when requested.

Show veterinarians are not to be called to treat dogs with non-emergency conditions or with no apparent contagious symptoms. Show veterinarians may request payment from the dog's owner or agent for services rendered.

**SECTION 6.** Veterinarians in attendance will be provided a private area to examine and provide emergency care. Clubs will establish a plan for the Event Committee to communicate the need for the veterinarian's assistance.

**SECTION 7.** At benched shows, and unbenched shows if the club elects to have a veterinarian in attendance, veterinarians will be expected to make full use of the area provided for them as a Headquarters. Where practical, at least one veterinarian should be in attendance at the Headquarters during the entire time that the show is in progress.

# CHAPTER 11

## DOG SHOW ENTRIES, CONDITIONS OF DOGS AFFECTING ELIGIBILITY

**SECTION 1.** No dog shall be exhibited in a licensed or member dog show, unless it is either individually registered in the AKC Stud Book, or individually registered with a foreign registry organization whose pedigrees are acceptable for AKC registration. A dog with an AKC limited Registration shall be ineligible to be entered in a breed competition in a licensed or member dog show.

An unregistered dog with an acceptable foreign registration that is individually registered with a foreign registry organization whose pedigrees are acceptable for AKC registration may, without special AKC approval, be exhibited in licensed or member dog shows that are held not later than 30 days after the date of the first licensed or member dog show in which the dog was exhibited, but only provided that the individual foreign registration and name of the country of birth, are shown on the entry form; and provided further that the same name (which in the case of a foreign-registered dog must be the name on the foreign registrations) is used for the dog each time.

Foreign dogs not individually registered with The American Kennel Club when first exhibited in a licensed or member dog show shall not be eligible to be exhibited in any licensed or member dog show that is held more than 30 days after the date of the first licensed or member dog show in which it was exhibited, unless the dog's individual AKC registration number is shown on the entry form, or unless the owner has received from The American Kennel Club an extension notice in writing authorizing further entries of the dog for a specified time with its individual foreign registration number. No such extension will be granted unless the owner can clearly demonstrate, in a letter addressed to the Show Records Department of The American Kennel Club requesting such extension, that the delay in registration is due to circumstances for which he is not responsible.

Such extension notice will be void upon registration of the dog or upon expiration of the period for which the extension has been granted if that occurs earlier, but upon application further extensions may be granted.

**SECTION 2.** At every show held under the rules of The American Kennel Club, a recording fee not to exceed 50 cents may be required for every dog entered. This recording fee is to help defray expenses involved in keeping the show records, and applies to all dogs entered. If a dog is entered in more than one class at a show, the recording fee applies only to first entry. The Board of Directors shall determine, from time to time, whether a recording fee shall be required, and the amount of it.

*Effective for all events held on and after January 1, 2008, The American Kennel Club will collect a \$3.00 Event Service Fee for the first entry of a dog and a \$3.00 service fee for each additional entry of the same dog in the regular and non-regular recordable single entry classes, in all AKC licensed and member club events. (There is no recording fee or event service fee for sweepstakes, futurities, brace/team, multi-dog classes, or special attractions.) The current 50 cent recording will continue to be collected. The event-giving club shall assume the responsibility of collecting all Event Service Fees for the American Kennel Club. That fact shall be stated in the premium list. These event service and recording fees shall be forwarded to the American Kennel Club along with all other required event results within seven (7) days of the close of the event.*

**SECTION 3.** Every dog must be entered in the name of the person who actually owned the dog at the time entries closed. The right to exhibit a dog cannot be transferred. A registered dog which has been acquired by some person other than the owner as recorded with The American Kennel Club must be entered in the name of its new owner at any show for which entries close after the date upon which the dog was acquired, and application for transfer of ownership must be sent to The American Kennel Club by the new owner within seven days after the last day of the show. The new owner should state on the entry form that transfer application has been mailed to The American Kennel Club or will be mailed shortly. If there is any unavoidable delay in obtaining the completed application required to record the transfer, The American Kennel Club may grant a reasonable extension of time, provided the new owner notifies the Show Records Department of The American Kennel Club by mail within seven days after the show, of the reason for the delay. If an entry is made by a duly authorized agent of the owner, the name of the actual owner must be shown on the entry form. If a dog is owned by an association, the name of the association and a list of its officers must be shown on the entry form.

**SECTION 4.** To be acceptable, an entry must:

- Be submitted with required entry fee
- Be on an Official American Kennel Club entry form
- Be signed by the owner or his duly authorized agent
- Include all of the following information:
  - Name of show-giving club
  - Date of Show
  - Breed
  - Variety, if any
  - Sex
  - Name of class or classes entered (Classes must be entered in accordance with Chapter 3)
  - Full/Registered Name of Dog
  - Name of Owner(s)/co-owner(s)
  - Name of Owner(s) agent, if any
  - Address of Owner
  - Date of Birth
  - Place of Birth
  - Name of Breeder(s)
  - Name of Sire
  - Name of Dam
  - One of the following:
    - AKC registration number
    - *Or* PAL number
    - *Or* foreign registration number and country for an unregistered imported dog
    - *Or* identification number issued by AKC

No entry may be accepted unless the Superintendent or Show Secretary, named in the premium list to receive entries, receives such entry:

- prior to the closing date and hour as published in the premium list
- and in the case of a limited entry, prior to the time the limit is reached.

All the requirements of the foregoing paragraph and all other specific requirements printed in the premium list must be met before an entry can be considered acceptable. Failure to meet these requirements may result in the loss of all awards earned at the event.

**SECTION 5.** No entry shall be made and no entry shall be accepted by a Superintendent or Show Secretary which specifies any condition as to its acceptance.

**SECTION 6.** No entry may be changed or canceled unless notice of the change or cancellation is received in writing by the Superintendent or Show Secretary named in the premium list to receive entries, prior to the closing date and hour for entries, except that a correction may be made in the sex of a dog, or a dog may be transferred from one division of the Puppy Class to another or between the Puppy and Twelve-to-

Eighteen Month Class at a show prior to the judging. A dog determined to be ineligible, by its owner/agent, for the class in which it has been entered may be transferred to an eligible Open Class at a show prior to the judging of any regular conformation class within the sex of that breed or variety, and that dogs which according to their owners' records have completed the requirements for a championship after the closing of entries for a show but whose championships are unconfirmed, may be transferred from one of the regular classes to the Best of Breed or Variety competition, provided this transfer is made by the Superintendent or Show Secretary at least one half-hour prior to the scheduled start of any regular conformation judging at the show. No dog may otherwise be transferred to another class. Owners are responsible for errors in the entry forms, regardless of who may make such errors. However, superintendents and show secretaries that validate entries with AKC records may correct the dog information to match the AKC registration data for the dog as specifically authorized by the American Kennel Club.

**SECTION 7.** No entry shall be made under a kennel name unless that name has been registered with The American Kennel Club. All entries made under a kennel name must be signed with the kennel name followed by the word "registered." An "exhibitor" or "entrant" is the individual or, if a partnership, all the members of the partnership exhibiting or entering in a dog show. In the case of such an entry by a partnership every member of the partnership shall be in good standing with The American Kennel Club before the entry will be accepted; and in case of any infraction of these rules, all the partners shall be held equally responsible.

**SECTION 8.** A dog which is blind, deaf, castrated, spayed, or which has been changed in appearance by artificial means except as specified in the standard for its breed, or a male which does not have two normal testicles normally located in the scrotum, may not compete at any show and will be disqualified except that a castrated male may be entered as Stud Dog in the Stud Dog Class and a spayed bitch may be entered as Brood Bitch in the Brood Bitch Class. A dog will not be considered to have been changed by artificial means because of removal of dewclaws or docking of tail if it is of a breed in which such removal or docking is a regularly approved practice which is not contrary to the standard. Neutered dogs and spayed bitches would be allowed to compete in Veterans Classes only at independent specialties and/or those all-breed shows which do not offer any competitive classes beyond Best of Breed.

When a judge finds any of these conditions in any dog he is judging, he shall disqualify the dog marking his book "Disqualified" and stating the reason. He shall not obtain the opinion of the show veterinarian.

When a dog has been disqualified at a show as being blind, deaf, castrated, spayed or changed in appearance by artificial means except as specified in the standard for its breed, any awards taken by such dog at that show shall be canceled by The American Kennel Club and the dog may not again compete unless and until, following application by the owner to The American Kennel Club, that owner has received official notification from The American Kennel Club that the dog's show eligibility has been reinstated.

When a dog has been disqualified under the standard for its breed, or when a male has been disqualified as not having two normal testicles normally located in the scrotum on three separate occasions, by three different judges, such dog may not again be shown. When a dog has been so disqualified at a show, any awards taken by the dog at that show shall be canceled by The American Kennel Club.

*When the judge of a sweepstakes or futurity finds that a dog is ineligible to compete under this section, the dog should be excused. A dog may only be disqualified in a sweepstakes or futurity under the provisions of Chapter 11, Section 8-A.*

*A dog is considered changed in appearance by artificial means if it has been subjected to any type of procedure, substance or drugs that have the effect of obscuring, disguising or eliminating any congenital or hereditary abnormality or any undesirable characteristic, or that does anything to improve a dog's natural appearance, temperament, bite or gait.*

*Even procedures, substances and drugs which are absolutely necessary to the health and comfort of a dog shall disqualify that dog from competition if the former had the incidental effect of changing or even improving the dog's appearance, temperament, bite or gait.*

*There may be cases in which a veterinarian has prescribed some drug as being necessary for the health of a dog. In such cases, the veterinarian's advice should be followed, but the dog should be withheld from competition in dog shows until all possible effects of the drug have worn off.*

*Procedures that would in and of themselves be considered a change in appearance by artificial means and make a dog ineligible for shows include, but are not limited to:*

- 1. The correction of entropion, ectropion, trichiasis or distichiasis.*
- 2. Trimming, removing or tattooing of the third eyelid (nictitating membrane)*
- 3. The insertion of an eye prosthesis*



4. *Correction of harelip, cleft palate, stenotic nares, or an elongated soft palate resection*
5. *Any procedure to change ear set or carriage other than permitted by the breed standard*
6. *Restorative dental procedures, the use of bands or braces on teeth, or any alteration of the dental arcade*
7. *The removal of excess skin folds or the removal of skin patches to alter markings*
8. *Correction of inguinal, scrotal or perineal hernias*
9. *Surgery for hip dysplasia, O.C.D., patellar luxation and femoral head restriction*
10. *Alteration of the location of the testes or the insertion of an artificial testicle*
11. *Altering the set or carriage of the tail*

**SECTION 8-A.** A dog that in the opinion of the judge menaces or threatens or exhibits any sign that it may not be safely approached by the judge or examined by the judge in the normal manner shall be excused from the ring. When the judge excuses the dog, he shall mark the dog "Excused," stating the reason in the judge's book. A dog so excused shall not be counted as having competed. A dog recorded as "Excused for threatening or menacing" by a judge on three occasions will be administratively disqualified by the American Kennel Club.

A dog that in the opinion of the judge attacks any person in the ring shall be disqualified. When the judge disqualifies the dog, he shall mark the dog "Disqualified," stating the reason in the judge's book.

When a dog has been disqualified under this Section, any awards at that show shall be canceled by The American Kennel Club, and the dog may not again compete unless and until, following application by the owner to The American Kennel Club, the owner has received official notification from The American Kennel Club that the dog's show eligibility has been reinstated.

Any dog, that in the opinion of the Event Committee attacks a person or dog at an AKC event resulting in an injury and is believed by that Event Committee to present a hazard to persons or other dogs, shall be disqualified by the Event Committee pursuant to this section, a report shall be filed with the Executive Secretary of The American Kennel Club. The disqualified dog may not again compete at any AKC event nor be on the grounds of an AKC event unless and until, following application for reinstatement by the owner to the American Kennel Club, the owner receives official notification in writing from the AKC that the dog's eligibility has been reinstated.

**SECTION 8-B.** A dog that is lame in any class may not compete in that class. It is the judge's responsibility to determine whether a dog is lame. The judge shall not

obtain the opinion of the show veterinarian. In situations where the judge determines a dog to be lame, the judge shall excuse the dog from the ring and withhold from the dog the awards for that class or competition. The judge shall mark his book "Excused—lame." Dogs so excused will not count as having competed in the class from which it was excused. If the dog has completed previous classes at the event without being excused, it shall count for those classes and keep any awards from those classes.

**SECTION 8-C.** No dog shall be eligible to compete at any show and no dog shall receive any award at any show in the event the natural color or shade of natural color or the natural markings of the dog have been altered or changed by the use of any substance whether such substance may have been used for cleaning purposes or for any other reason. Such cleaning substances are to be removed before the dog enters the ring.

If in the judge's opinion any substance has been used to alter or change the natural color or shade of natural color or natural markings of a dog, then in such event the judge shall withhold any and all awards from such dog, and the judge shall make a note in the judge's book giving his reason for withholding such award. The handler or the owner, or both, of any dog or dogs from which any award has been withheld for violation of this section of the rules, or any judge who shall fail to perform his duties under this section, shall be subject to disciplinary action.

**SECTION 8-D.** Any dog whose ears have been cropped or cut in any way shall be ineligible to compete at any show in any state where the laws prohibit the same except subject to the provisions of such laws.

**SECTION 9.** No dog shall be eligible to compete at any show, no dog shall be brought into the grounds or premises of any dog show, and any dog which may have been brought into the grounds or premises of a dog show shall immediately be removed if it:

(a) shows clinical symptoms of distemper, infectious hepatitis, leptospirosis or other communicable disease, or

(b) is known to have been in contact with distemper, infectious hepatitis, leptospirosis or other communicable disease within thirty days prior to the opening of the show, or

(c) has been kenneled within thirty days prior to the opening of the show on premises on which there existed distemper, infectious hepatitis, leptospirosis or other communicable disease.

**SECTION 10.** A club may engage dogs not entered in its show as a special attraction provided the written approval of The American Kennel Club is first obtained.

**SECTION 11.** Only dogs that are eligible to be shown under The American Kennel Club rules shall be allowed within the show precincts, except that dogs engaged as a special attraction with American Kennel Club approval may also be present.

There shall be no benching, nor offering for sale or breeding, nor any displaying of unentered dogs. These dogs shall be subject to all rules relating to health and veterinarians. The owners or agents shall be responsible for the care and safety of such dogs.

If, because of space consideration or other reason, a club wishes to restrict the presence of unentered dogs from some part or all of the show precincts, such restriction shall be stated in the premium list.

**SECTION 12.** Any person acting in the capacity of Superintendent (or Show Secretary where there is no Superintendent), at a show, or any person residing in the same household with the Superintendent or Show Secretary shall not exhibit, act as agent or handler at the show, and dogs owned wholly or in part by him or by any person residing in the same household with him shall be ineligible to be entered at that show. The official veterinarian shall not exhibit, act as agent or handler at the show, and the dogs owned wholly or in part by him shall not be eligible to be entered at that show.

*A Superintendent, an individual licensed to superintend events as an employee of the Superintendent, any other employee of the Superintendent, or any person residing in the same household as any of the foregoing, shall not exhibit or act as agent or handler, at any show held thirty days before or after a show which the Superintendent has been approved to service by The American Kennel Club.*

*Dogs owned wholly or in part by a Superintendent, an individual licensed to superintend events as an employee of the Superintendent, any other employee of the Superintendent, or any person residing in the same household as any of the foregoing, shall be ineligible to be entered at any show held thirty days before or after a show which the Superintendent has been approved to service by The American Kennel Club.*

*For the purpose of this section, the employees of a Superintendent would include only those individuals who represent the Superintendent or superintending organization or dog shows.*

**SECTION 13.** No judge or any person residing in the same household with a judge shall exhibit or act as agent or handler at a show at which he is officiating as judge and dogs owned wholly or in part by such judge or any member of his household shall be ineligible to be entered at such show. Subject to the foregoing, members of a judge's immediate family as defined in this section who no longer reside in the same household may enter or handle a dog at a show if the judge is not officiating over any competition, including a group class or Best in Show, for which the dog is entered or may become eligible.

No entry shall be made at any show under a judge of any dog which said judge or any member of his immediate household or immediate family has been known to have owned, handled in the ring more than twice, sold, held under lease or boarded within one year prior to the date of the show.

*For the purposes of this section, the members of an immediate family are: husband, wife, father, mother, son, daughter, brother, sister, father-in-law, mother-in-law, son-in-law, daughter-in-law, brother-in-law, sister-in-law.*

*The above will apply to judges of sweepstakes or futurities held with licensed or member shows exactly as it does to judges of regular competition at shows.*

*This provision does not apply to the judge of the Four-to-Six Month Competition. Such judges may also exhibit on the day(s) they judge.*

**SECTION 14.** Any show-giving club which accepts an entry fee other than that published in its premium list, or in any way discriminates between exhibitors or entrants, shall be disciplined. No show-giving club shall offer to any one owner or handler any special inducement, such as trophies, reduced entry fees, rebates, additional prize money, or any other concession, for entering more than one dog in the show.

**SECTION 15.** An Event Committee may decline any entries or may remove any dog from its show for cause, but in each such instance shall file good and sufficient reasons for so doing with The American Kennel Club.

# CHAPTER 12

## THE CATALOG

**SECTION 1.** Every Show Committee shall provide a printed catalog which shall contain:

- Exact location of the show
- Date/dates on which the show will be held
- Show hours (opening and closing)
- List of all officers and members of the Event Committee
- Names and complete addresses of all judges
- Name and address of Superintendent and/or Show Secretary
- Name of the Veterinarian or Veterinary Clinic, and whether the veterinarian will be in attendance or on call
- Names and addresses of all exhibitors
- Information on all entered dogs as described in Chapter 12, Section 4
- Information on all entered Junior Handlers
- Judging Program

**SECTION 2.** Every catalog must include the following on its cover or title page:

- Name of show-giving club(s)
- Date of show
- The statement, “This show is held under American Kennel Club rules”
- The American Kennel Club logo

**SECTION 3.** If the show shall be given by a nonmember club or association, the words “Licensed Show” must be printed on the title page of the catalog.

**SECTION 4.** The catalog shall be in book form. It shall be from 5 ½ x 8 ½ inches to 8 ½ x 11 inches. It shall contain the following information for all entered dogs, arranged in this order:

- Catalog (armband) number
- Complete registered name of dog
- One of the following for each dog:
  - AKC registration number
  - *or* PAL number
  - *or* foreign registration number and country for an unregistered imported dog
  - *or* identification number issued by AKC
- Date of birth
- Name of breeder(s)
- Name of Sire
- Name of Dam

- Name of owner(s)/co-owner(s)
- Name of owner's agent (if any)

The address of the owner shall follow the owner's name, or shall be included in a separate alphabetical list of all exhibitors contained elsewhere in the catalog.

The entries shall be catalogued by Groups, Breeds, Varieties, and regular classes in the order given in Chapter 3.

Information on dogs entered in single entry non-regular classes shall be listed between the information for the regular bitch classes and the information for the Best of Breed class.

Information on dogs entered in classes where a judge's decision is based on the merits of more than one dog shall be listed after the Best of Breed class. These classes include Brace, Team, Stud Dog and Brood Bitch.

The particulars of those dogs entered for Exhibition Only shall appear following all other entries in the breed or variety.

The Board of Directors of The American Kennel Club may set additional requirements for format and content of the catalog.

**SECTION 5.** A current schedule of championship points for the appropriate division of the country for each breed shall be published in the catalog. Points are to be determined based on the location of the show site.

**SECTION 6.** All prizes/trophies offered in a show's premium list shall be printed in the catalog. If the condensed form of a premium list is used, all prizes/trophies offered in a separate list shall be printed in the catalog. No change shall be made in the description or conditions of these prizes or trophies.

**SECTION 7.** The American Kennel Club approved breed standard shall be published in the catalog for every independent national specialty show.

# CHAPTER 13

## BENCHING OF DOGS

**SECTION 1.** At a Benched Show, every dog that is entered and present must be at its assigned location throughout the specified hours for the benching of entered dogs at the show, except for necessary periods when it is actually being prepared for showing, or is being taken to or from these places. The specified hours shall be the hours listed in the premium list when dogs must be at their benches.

**SECTION 2.** The show-giving club may stipulate, in the premium list, reasonable additional regulations covering benching requirements for their show(s).

**SECTION 3.** Failure to comply with these rules and regulations may cause cancellation of the dog's winnings, and subject the owner, handler, and Superintendent or Show Secretary to a fine and suspension of license and privileges.

**SECTION 4.** Each show-giving club may specify whatever signage and/or decorations will be allowed at the individual benches. No prizes or ribbons shall be displayed on the bench except those won by the dog at that show.

# **CHAPTER 14 MEASURING, WEIGHING AND COLOR DETERMINATIONS WHEN FACTORS OF DISQUALIFICATION IN BREED STANDARDS OR ELIGIBILITY UNDER THE CONDITIONS OF A CLASS OR DIVISION OF A CLASS CANCELLATION OF AWARDS**

**SECTION 1.** Every dog which is present in the ring for a class in which it is properly entered must continue to compete in all competition in its breed or variety for which it is entered or becomes eligible, unless it has been excused, dismissed, disqualified or found to be ineligible under the rules.

**SECTION 2.** Any club or association giving a dog show must provide arm cards and shall see that every person exhibiting a dog wears, when in the ring, an arm card containing thereon the catalog number of the dog being exhibited; but no badges, coats with kennel names thereon or ribbon prizes shall be worn or displayed, nor other visible means of identification used, by an individual when exhibiting a dog in the ring.

**SECTION 3.** In those breeds where certain heights are specified in the standard as disqualifications, or in any class the conditions of which include a height specification, the judge shall have the authority to make a determination as to whether any dog measures within the specified limits, provided such a determination has not been made previously during the competition at the show.

If, in the opinion of a competing exhibitor or handler then in the ring, the height of a dog under judgment appears not to be in accord with the breed standard or the conditions of the class, such exhibitor may, before every dog in the class has been individually examined and individually gaited, request that the judge make a



determination as to whether the dog measures within the specified limits, and the judge shall comply with the request, provided such a determination has not been made previously during competition at the show.

In all cases, the judge shall use equipment that meets AKC requirements.

If the judge finds that the dog's height is in accord with the breed standard or the conditions of the class, he shall mark his judge's book "Measured in."

If the judge finds that the dog's height is not in accord with the breed standard, he shall disqualify the dog, marking his judge's book "Measured out—disqualified." A dog that has thus been disqualified by three different judges may not again be shown.

If the judge finds that the dog's height is not in accordance with the conditions of the class, he shall declare the dog ineligible for the class, marking the judge's book "Measured out—ineligible." A dog thus declared ineligible for its class shall be considered to have been wrongly entered and cannot be transferred to any other class at the show. A dog that has thus been found to be ineligible by three different judges may not again be shown in that class. However, the owner of such a dog may enter the dog in subsequent shows in another class, provided that he is satisfied that the dog measures within the height limit of that class.

**SECTION 4.** In those breeds where certain weights are specified in the standard as disqualifications, or in any class or division of a class the conditions of which include a weight specification, the judge shall have the authority to make a determination as to whether any dog weighs within the specified limits, provided such a determination has not been made previously during competition at the show.

If, in the opinion of a competing exhibitor or handler then in the ring, the weight of a dog under judgment appears not to be in accord with the breed standard or the conditions of the class or division in which it is competing, such exhibitor or handler may, before every dog in the class has been individually examined and individually gaited, request that the judge make a determination as to whether the dog weighs within the specified limits, and the judge shall comply with the request, provided such a determination has not been made previously during competition at the show.

In all cases, the judges shall use scales that meet AKC requirements.

If the judge finds that the dog's weight is in accord with the breed standard or the conditions of the class or division in which it is competing, he shall mark his judge's book "Weighed in."

If the judge finds that the dog's weight is not in accord with the breed standard, he shall disqualify the dog,

marking his judge's book "Weighed out—disqualified." A dog that has thus been disqualified by three different judges may not again be shown.

If the judge finds that the dog's weight is not in accord with the conditions of the class or division in which it is competing, he shall declare the dog ineligible for the class, marking his judge's book "Weighed out—ineligible." A dog thus declared ineligible for a class or division of a class shall be considered to have been wrongly entered and cannot be transferred to any other class or division at the show.

**SECTION 5.** Event Committees shall be responsible for providing suitable equipment for determining eligibility with respect to height and accurate scales at every show.

*Event Committees for all-breed shows, or superintendents, if given this responsibility by the Event Committees, shall be required to have two large (17"-30") wickets and two small (8"-17") wickets available at every all-breed dog show. Event Committees for specialty shows, or superintendents, if delegated this responsibility by the Event Committees, shall be responsible for having one wicket or the one set of wickets applicable to that breed, available at every show.*

*Clubs located in Alaska, Hawaii and Puerto Rico, as well as those clubs in the continental United States that have less than 1,000 entries at their events, shall be required to have one complete set of wickets (1 large, 1 small) available.*

**SECTION 6.** In those breeds where certain colors or markings are specified in the standard as disqualifications, or in any class or division of a class where a certain color, or colors or combinations of colors are required by the conditions of the class or division thereof, it shall be the judge's responsibility to determine whether a dog is to be disqualified or declared to be ineligible for the class.

If, in the opinion of the judge, the dog's color or markings are such as to require disqualification, the judge shall disqualify the dog, making note of the fact in the judge's book.

If, in the opinion of the judge, the dog's color or markings do not meet the requirements of the class or division of a class in which the dog is competing, the judge shall declare the dog ineligible to compete in that class or division of class, making note of the fact in the judge's book.

If, in the opinion of any competing exhibitor or handler then in the ring, the color or markings or combinations of colors of a dog under judgment are such as to disqualify under the standard or are such as not to

meet the requirements of the class or division thereof, such exhibitor or handler may, before every dog in the class has been individually examined and individually gaited, request the judge to render an opinion of the dog's color(s) and markings. Before proceeding with the judging, the judge must write his opinion on an AKC form that will be supplied by the superintendent or show secretary for that purpose, and shall disqualify the dog if its color or markings are such as to require disqualification under the breed standard or shall declare the dog ineligible if the color or markings do not meet the requirements of the class or division thereof in which the dog is competing, in either case making note of the fact in the judge's book.

Any dog thus disqualified by three different judges under the standard may not again be shown.

Any dog thus declared by the judge to be ineligible for a class or division thereof shall be considered to have been wrongly entered in the class and cannot be transferred to any other class or division at that show.

**SECTION 7.** If an ineligible dog has been entered in any licensed or member dog show, or if the name of the owner given on the entry form is not that of the person or persons who actually owned the dog at the time entries closed, or if shown in a class for which it has not been entered, or if its entry form is deemed invalid or unacceptable by The American Kennel Club under these rules, all resulting awards shall be canceled by The American Kennel Club. In computing the championship points, such ineligible dogs, whether or not they have received awards, shall be counted as having competed.

**SECTION 8.** If the catalog and/or the judge's book of any show shall by error or mistake set forth any information contrary to the information which appears on the entry form of the dog for that show, the Event Committee and/or the Superintendent of the show, upon request of the owner or handler of said dog prior to the judging, shall correct the entry in the judge's book and in the marked catalog to be sent to The American Kennel Club and said dog properly may compete in all classes and for all prizes for which its entry form discloses it was properly entered.

**SECTION 9.** If an award in any of the regular classes is canceled, the dog judged next in order of merit shall be moved up and the award to the dog moved up shall be counted the same as if it had been the original award. If there is no dog of record to move up, the award shall be void.

**SECTION 10.** If the win of a dog shall be cancelled by The American Kennel Club, the owner of the dog shall return all prizes other than ribbons to the show-giving club within ten days of receipt of the notice of the cancellation from The American Kennel Club. The show-giving club shall in each instance of failure to comply with this rule notify The American Kennel Club of such failure and The American Kennel Club, upon receipt of such notice forthwith shall suspend the exhibitor so in default from all privileges of The American Kennel Club and notify the exhibitor so in default that it has done so, and said suspension shall continue until The American Kennel Club is notified that restitution has been made.

# CHAPTER 15

## PROTESTS AGAINST DOGS

**SECTION 1.** Every exhibitor and handler shall have the right to request a veterinary examination of any dog within a show's premises which is considered to endanger the health of the other dogs in a show. This must be in writing and signed by the person making the request to the event chairman, whose duty it will be to direct the subject dog's owner or agent to take the dog to the show veterinarian if deemed appropriate. *Malicious complaints will be considered conduct prejudicial to the sport.*

**SECTION 2.** Any person who is handling a competing dog in the ring in any conformation competition may then verbally protest to the judge before every dog in the class has been individually examined and individually gaited, alleging that a dog being shown in the competition has a condition which makes it ineligible to compete under Chapter 11, Section 8, or Chapter 11, Section 8-C, of these rules or a condition requiring disqualification under the standard for the breed; except that a verbal protest alleging that the height or weight or natural color and markings of a dog requiring its disqualification under the breed standard or a determination of its ineligibility under the conditions of its class must be made under Chapter 14, Sections 3, 4 or 6.

When such a protest is made, it shall be the judge's responsibility to examine the dog for the alleged condition. If, following the examination the judge determines that disqualification is required under Chapter 11, Section 8, or under the breed standard, he shall mark the book "disqualified" stating the reason. If the judge finds that the protest is not sustained, he shall note in the judge's book the condition protested and his findings. He shall not obtain the opinion of the show veterinarian.

If the judge determines that the dog is ineligible to compete because of violation of Chapter 11, Section 8-C, he shall withhold any award to the dog and mark the judge's book "Ineligible to compete—award withheld," stating the reason for his decision.

A dog determined by a judge to be ineligible to compete under Chapter 11, Section 8-C, unless such determination is based on the use of a substance only for cleaning purposes, may not again be shown until an official record has been made by The American Kennel Club of its true color or markings. If the color and markings of the dog as recorded are such as not to be a disqualification under the standard of its breed, the dog's show eligibility will be reinstated.

# CHAPTER 16

## CHAMPIONSHIPS

**SECTION 1.** Championship points will be recorded for Winners Dog and Winners Bitch, for each breed or variety listed in Chapter 3, Section 1, at licensed or member dog shows approved by The American Kennel Club, provided the certification of the Secretary as described in Chapter 6, Section 1, has been printed in the premium list for the show.

Championship points will be recorded according to the number of eligible dogs competing in the regular classes of each sex in each breed or variety, and according to the Schedule of Points established by the Board of Directors.

If the dog designated Winners Dog or Winners Bitch is also awarded Best of Breed or Variety, the dogs of both sexes that have been entered for Best of Breed or Variety competition and that have been defeated in such competition, shall be counted in addition to the dogs that competed in the regular classes for its sex in calculating championship points.

If the dog designated Winners Dog or Winners Bitch is also awarded Best of Opposite Sex to Best of Breed or Variety, the dogs of its own sex that have been entered for Best of Breed or Variety competition and that have been defeated in competition for Best of Opposite Sex shall be counted in addition to the dogs that competed in the regular classes for its sex in calculating championship points.

The dog awarded the Best of Winners shall be credited with the number of points calculated for Winners Dog or Winners Bitch, whichever is greater.

Each AKC Breed Parent Specialty Club shall have one designated Parent Club National Specialty show per year. All others shall be termed a Parent Club Specialty show.

Unless the Parent Club, in its Application to the AKC to hold its National Specialty, chooses to exclude the following award: At the National Specialty the dog designated Reserve Winners Dog and the bitch designated Reserve Winners Bitch will be awarded a three-point major, provided that the number of dogs competing in the regular classes of the Reserve Winner's sex totals at least twice the number required for a five point major, in the region in which the event is held.

No major for Reserve Winners shall be given based upon an award of Best of Winners. In counting the number of eligible dogs in competition, a dog that is disqualified, or that is dismissed, excused or ordered from the ring by the judge, or from which all awards are

withheld, shall not be included.

*Notification must be printed in the Premium List only if the club is not offering the three point major to the Reserve Winners at the National Specialty.*

In counting the number of eligible dogs in competition, a dog that is disqualified, or that is dismissed, excused or ordered from the ring by the judge, or from which all awards are withheld, shall not be included.

**SECTION 2.** A dog which in its breed competition at a show shall have been placed Winners and which also shall have won its group class at the same show shall be awarded championship points figured at the highest point rating of any breed or recognized variety or height of any breed entered in the show and entitled to winners points in its group, or if it also shall have been designated Best in Show, shall be awarded championship points figured at the highest point rating of any breed or recognized variety or height of any breed entered and entitled to winners points in the show. The final points to be awarded under this section shall not be in addition to but inclusive of any points previously awarded the dog in its breed competition or under the provisions of this section.

**SECTION 3.** At All Breed or Group Shows in which the winners' classes of certain breeds are divided into recognized varieties of those breeds as specified in Chapter 3, Section 1 of these Rules and Regulations, the procedure for computing championship points shall be the same as if each recognized variety were a separate breed.

At independently held specialty shows for breeds divided into recognized varieties, if a dog designated Winners in its variety is also awarded Best of Breed in inter-variety competition, it shall receive championship points figured at the highest point rating of any variety entered at that specialty show.

If a dog designated Winners in its variety is also awarded the Best of Opposite Sex to Best of Breed in inter-variety competition, it shall receive championship points figured at the highest point rating of any dog of its sex of any variety entered at that specialty show.

Such points shall not be in addition to, but inclusive of, any points previously awarded the dog in its variety competition.

**SECTION 4.** Any dog which shall have won fifteen points shall become a Champion of Record, if six or more of said points shall have been won at two shows with a rating of three or more championship points each and under two different judges, and some one or more of the balance of said points shall have been won under some other judge or judges than the two judges

referred to above. A dog becomes a champion when it is so officially recorded by The American Kennel Club and when registered in the Stud Book shall be entitled to a championship certificate.

**SECTION 5.** Any dog that has been awarded the title of Champion of Record may be designated as a “Dual Champion,” after it has also been awarded the title of Field Champion or Herding Champion. The title of Dual Champion is to recognize those dogs that have shown their superiority in both adhering to the breed standard and their ability to perform the function for which the breed was developed.

Any dog that has been awarded the title of Dual Champion and the title of Obedience Trial Champion or Tracking Champion or Agility Champion may be designated as a “Triple Champion.” This title is to recognize dogs that achieve the title of Dual Champion and continue to excel in non-breed specific American Kennel Club events.

**SECTION 6.** Champions of Record and dogs which have completed the requirements for a championship but whose championships are unconfirmed that are entered in Best of Breed competition are eligible for Grand Championship competition. Grand Championship points may be recorded for: Best of Breed or Best of Variety of Breed, Best of Opposite Sex to Best of Breed or Best of Variety of Breed, Select Dog, and Select Bitch.

Grand Championship points will be recorded according to the number of eligible dogs competing in the regular classes of each breed or variety, as well as dogs entered in Best of Breed competition, according to the Schedule of Points established by the Board of Directors.

- Grand Championship Points will not be awarded for competition beyond Best of Breed or Best of Variety of Breed competition.
- Winners Dog, Winners Bitch, and Non-Regular Class winners that are not conformation Champions, are not eligible for Grand Championship points.

Grand Championship points for a dog awarded Best of Breed or Best of Variety of Breed shall count all eligible dogs of both sexes entered in Best of Breed or Best of Variety of Breed competition in addition to the dogs that competed in the regular classes for both sexes in calculating Grand Championship points.

Grand Championship points for a dog awarded Best of Opposite Sex to Best of Breed or Best of Variety of Breed shall count all eligible dogs of their sex competing in Best of Breed or Best of Variety of Breed competition in addition to the dogs that competed in the regular classes for their sex in calculating Grand Championship points.



*A dog awarded Best of Breed will be credited with the number of Grand Champion points calculated for Best of Breed or for the Best of Opposite Sex, whichever is greater.*

Grand Championship points for a dog awarded Select Dog or Select Bitch shall count all eligible dogs of their sex defeated in Best of Breed or Best of Variety of Breed competition in addition to the dogs that competed in the regular classes for their sex in calculating Grand Championship points.

**SECTION 7.** Any champion which shall have won twenty-five points shall become a Grand Champion of Record, if nine or more of said points shall have been won at three shows with a rating of three or more Grand Championship points each and under three different judges, and some one or more of the balance of said points shall have been won under some other judge or judges than the three judges referred to above and at least one Champion was defeated at three shows. A dog becomes a Grand Champion when it is so officially recorded by The American Kennel Club and shall be entitled to a Grand Championship certificate.

# **CHAPTER 17**

## **SUBMISSION OF A SHOW'S RECORDS TO AKC**

**SECTION 1.** A show-giving club shall pay or distribute all prizes offered at its show within thirty (30) days after The American Kennel Club has checked the awards of said show.

**SECTION 2.** After each licensed or member club dog show, a catalog marked with all awards and absent dogs, certified to by the Superintendent or Show Secretary of the show, together with all judges' books and a report of the show, must be sent to The American Kennel Club so as to reach its office within seven (7) days after the close of the show. All original entry forms must be maintained by the Superintendent or Show Secretary for a period of 6 months after the show, and these original entry forms must be available to The American Kennel Club upon request during the 6 month period. Penalty for non-compliance twenty-five (\$25.00) dollars, and five (\$5.00) dollars for each day's delay beyond the deadline, and other such penalties as may be imposed by the Board of Directors of The American Kennel Club.

All recording and event service fees will be submitted to AKC in accordance with AKC Board Policy.

# CHAPTER 18

## STEWARDS

*The following policy has been adopted by the Board of Directors regarding stewarding at dog shows:*

*Clubs should appoint a chief steward well in advance of the date of their show whose duty it will be to invite a sufficient number of experienced persons to act as stewards in the judging rings on the day of the show. No person should be asked to serve as a steward whose judging or handling privileges are suspended or whose superintending privileges have been revoked. The chief steward should, as soon as practicable, confirm in writing, to each person who accepts an invitation to steward, the date and location of the show, the time at which they are to report for duty, and their particular ring assignment.*

*In preparing the schedule of ring assignments, the chief steward and other club officials should keep in mind that no person should serve as steward with a judge under whom he has an entry, or under whom, in the course of the day's judging, such entry may become eligible to compete. If it becomes necessary during the show to reshuffle stewarding assignments, care should be taken to see that a person is not assigned to serve as steward with a judge if there is any possibility that the judge, later in the show, will be passing upon an entry of the steward.*

*Persons should be selected who are familiar with judging procedure, breed classifications and rules. It should be borne in mind that a good steward makes the work of judging easier by relieving the judge of necessary detail; by assembling classes promptly, he will be able to keep the judging program on schedule and eliminate, to a large extent, delays between classes.*

*The chief steward should use his discretion in the assigning of more than one steward to a ring, but it is advisable that two stewards be asked to serve in those rings where judges have heavy assignments.*

*Stewards will notify the judge when all the dogs are in the ring for each class and call his attention to known absentees. Under no circumstances should a steward make any notation in the judge's book or erase or strike out any notation made by the judge.*

*Stewards will be responsible for returning to the chief steward or superintendent upon the completion of the judging all prize money, trophies and ribbons not awarded.*

*Stewards should have in mind that they have been selected to help the judge and not to advise him. They should carefully refrain from discussing or seeming to discuss the dogs or the exhibitors with the judge and should not, under any circumstances, show or give the appearance*

*of showing the catalog to a judge. Stewards should not take or seem to take any part in judging. When they are not actively engaged in their duties, they should place themselves in such part of the rings as will not interfere with the view of those watching the judging, and should not permit persons to crowd about the ring entrance and interfere with access to the ring.*

*The foregoing policy should be observed by clubs holding member and licensed obedience trials, in addition to the applicable obedience regulations and the practices established for persons stewarding in obedience rings.*

# Index

Application to hold Show	
Member Club	4
Timing	4
Non-member Club	5
Additional Requirements	5
Timing	5
Armbands	54
Assignment, Judges	31, 32, 33
Award	
Cancellation	
Move up of next in line	57
Return of Ribbons and Prizes	58
Benched Shows	
Bench Decorations	53
Benching Requirements	53
Authority for Enforcement	38
Failure to Comply	53
Dogs on Benches	53
Veterinarian Requirements	37-38, 40, 41
Best of Breed	
Independent Specialty with Varieties	16
Specialty with Varieties at all-breed show	16
Best of Breed/Variety	
Defined	15
Eligibility	15
Best of Opposite Sex	
Defined	16
Eligibility	16
Best of Winners	
Defined	15
Points awarded for	15
Breed List, by Groups	
Dog Show Classification	8-12
Catalog	
Contents	51
Errors, correction of	57
Judging Program printed in	32
Required Information	51
Size	51
Championship	
Dual	62
Points	
Additional for Best of Breed/Variety	60
Additional for Best of Opposite Sex	60
Additional for Best of Winners	60
Additional for Group wins	61
Calculation of	60, 61
Points required for	61-62
Schedule of Points	52, 60
Triple	62

Change of Appearance	45-46
Charity	
Proceeds of Dog Show to	7
Color or Markings Determination	
Request by Competing Exhibitor	59
Complete Dog Book, The	
Dog Show Requirement	7
Continue in Competition, Requirement to	54
Corresponding Dates for Dog Show	4
Defeated Dog	
Eligibility	16
Disqualification	
Blind/Deaf	45
Reinstatement	46
Breed Standard	46
3 Time Rule	57
Cancellation of Awards	46
Castrated/Spayed	45
Exceptions to	45
Reinstatement	46
Change in Appearance	45
Exceptions to	46-47
Reinstatement	46
Color or Markings	
3 Time Rule	57
Judge's Authority	56-57
Marking Judge's Book	56-57
Cryptorchidism	45
3 Time Rule	46
Height	
Judge's Authority	54
Marking Judge's Book	55
Sweepstakes and Futurities	46
Viciousness	47
Reinstatement	47
Weight	
Judge's Authority	55
Marking Judge's Book	55-56
Dog Show Certification	
by AKC	26
location of, in Premium List	26
Dog Show Classes	
12-18 Month	13
Additional	15
Age requirements	12
Amateur – Owner-Handler	13
American-bred	14
Best in Show	17, 22-24, 26, 34-35
Best of Breed/Variety	15
Best of Opposite	16
Brace	17
BIS competition	17
Group Competition	17
Defined	17

Bred by Exhibitor	14
Junior Showmanship	18
Miscellaneous	18-20
Novice	13
Open	14
Puppy	13
Regular, defined	12-13
Reserve Best in Show	17, 22-23, 26, 34-35
Team	18
BIS competition	18
Group competition	18
Winners	14
Dog Show Entries	
Acceptance of	44
Change or Cancellation	44
Closing Date	28-29
Conditions of	44
Decline or remove	50
Eligibility	42
For Exhibition Only	20
Restrictions on Exhibits	20
Form Requirements	44
Invalid Entry	
Cancellation of Awards	57
Limited Registration	42
Ownership of Entry	43
Change in	44-45
Unregistered Dogs	
Time Limits for Entries	42
Dog Shows	
Additional Rules	28
Cleanliness, Responsibility for	38
Conflicting dates	6
Duration	7
Group Shows	3
Licensed	2
Limited Entries	3
Member	2
Specialty	3
Proceeds to Charity	7
Required Publications	7
Restricted Entries	
Champions and Pointed Dogs	2
Further Exclusions	2
Requirements for Approval to hold	2
Special Attractions	49
Excusal	
Authority for	38
By Judge	
Inability to Examine	47
Lameness	47-48
Exhibition Only	20

Fees to hold Dog Shows	
Member Clubs	4
Non-member Clubs	5
Field Trial	4
Futurity	
AKC permission	6
Group Shows	3
Groups	8-12
Health Exam	41
Request by Exhibitor	59
Height Determination	
Request by Competing Exhibitor	54
Identification of Exhibitor	
Restriction in Ring	54
Immediate Family, defined	50
Ineligibility for Competition	
Color or Markings	
Marking Judge's Book	56
Cropped Ears where Prohibited	48
Foreign Substances	48
Health Reasons	48
Height	
Marking Judge's Book	55
Transfer of Class or Division	44-45
Verbal Protest	
Marking Judge's Book	59
Weight	
Marking Judge's Book	55-56
Judges	
Application to Judge	30
Approval to Judge	30
As Exhibitors	33, 50
Assignment	26
Change in Assignment	31
Notification of	31-32
Change of	
Within 10 days before Show	
AKC Approval	31
Entry Fee Refund	32
Exhibitor Notification	32
Posting Notice	32
Prior to 10 days before Show	
AKC Approval	31
Entry Fee Refund	31
Exhibitor Notification	31
Entry Restrictions	49
Family members as Exhibitors	50
Finish Assignment	32
Judge's Book	
Disqualification	35
Errors, Corrections	34
Excusal	34
Foreign Substances	48



Height Measurement	55
Marking Verbal Protest	60
Weight Measurement	55-56
Overloads	33
Panel	
Approval	21
Publishing	21
Scheduling	32
Limited Assignment	33
Maximum Assignment	33
Sweepstakes, futurity, match	31
Judging program	
Requirements for	32
Junior Showmanship Classes	18
License to hold Show	
Non Member All-breed Club	5
Non Member Specialty Club	5
Licensed Show	2, 26
Limited Entry Show	2, 3
Member Show	2
Miscellaneous Class	
Breeds Eligible for	19-20
Ribbons for	19
Separation of Breeds	18-19
Premium List	
Additional Rules published in	28
Condensed Form	26-27
Judging Assignments	26
Limited Entry shows	3
List of Breeds	27
Mailing	21
Prizes List	
Errors in	28
Prizes List published in	28
Requirements for	26
Size	21
Prizes	
Alcoholic beverages	23
All-breed shows	24
three time wins	24
In Catalog	52
Money	23
Perpetual	24
Offered prior to Sept 9, 1952	24
Regular Specials	25
Responsibility to furnish	28
Specialty shows	23, 24
Timing	25
Three time wins	24
Recording Fee	
Amount	43
collection of	28
Payment to AKC	64

Registered Kennel Name	
Dog Show Entry	45
Regular Classes	12
Restricted Entries	2
Ribbons & Rosettes	
Color	
Non-regular classes	22
Regular classes	22
Sanctioned match	22-23
Inscription	22
Size	22
Rules	
Authority for Enforcement	38
Sanctioned Match	
AKC Approval	6
Defined	3
Rules governing	6
Show	
Application	4, 5
Loss of	4
Permission to hold	4
Privilege	4
Territory, rights to	4
Concurrent	5
Show Dates, rights to	4
Show Records	
Entry Forms	64
Show Report	64
Submission to AKC	64
Show Secretary	
All-breed shows, Limit	37
Application to act as	37-38
Ineligible to Compete	49
Selection of	36
Show Veterinarian	40-41
Show/Trial Manual	7
Specialty Shows	
as part of All-breed Show	6
Fee	6
Defined	3
Independent	
Castrated/Spayed in Veteran Classes	45
Judging Assignments	
Drawing of	27
Non-member Club	
Appeal of denial by Parent Club	6
Consent of Parent Club	6
Stewards	65-66
Superintendent	
As Exhibitor	49
As Judge	49
Dogs owned by	49
Ineligible to Compete	49

License	38
Application	37, 38-39
Selection of	36
Sweepstakes	
AKC permission	6
Undefeated dogs	
Eligibility	14
Unentered Dogs	
Provisions	49
Restrictions	50
Veterinarian	
Authority of	40
Examination Duties	40-41
Ineligible to Compete	49
Selection of	36
Space for	41
Use of	41
Veterinarian List	35
Weight Determination	
Request by Competing Exhibitor	55
Wickets and Scales	
AKC Approved	55
Responsibility to Provide	56
Winners Class	
Classes required for	14
Winners and Reserve Winners	14

# Notes

## AKC CODE OF SPORTSMANSHIP

**PREFACE:** The sport of purebred dog competitive events dates prior to 1884, the year of AKC's birth. Shared values of those involved in the sport include principles of sportsmanship. They are practiced in all sectors of our sport: conformation, performance and companion. Many believe that these principles of sportsmanship are the prime reason why our sport has thrived for over one hundred years. With the belief that it is useful to periodically articulate the fundamentals of our sport, this code is presented.

- Sportsmen respect the history, traditions and integrity of the sport of purebred dogs.
- Sportsmen commit themselves to values of fair play, honesty, courtesy, and vigorous competition, as well as winning and losing with grace.
- Sportsmen refuse to compromise their commitment and obligation to the sport of purebred dogs by injecting personal advantage or consideration into their decisions or behavior.
- The sportsman judge judges only on the merits of the dogs and considers no other factors.
- The sportsman judge or exhibitor accepts constructive criticism.
- The sportsman exhibitor declines to enter or exhibit under a judge where it might reasonably appear that the judge's placements could be based on something other than the merits of the dogs.
- The sportsman exhibitor refuses to compromise the impartiality of a judge.
- The sportsman respects the AKC bylaws, rules, regulations and policies governing the sport of purebred dogs.
- Sportsmen find that vigorous competition and civility are not inconsistent and are able to appreciate the merit of their competition and the effort of competitors.
- Sportsmen welcome, encourage and support newcomers to the sport.
- Sportsmen will deal fairly with all those who trade with them.
- Sportsmen are willing to share honest and open appraisals of both the strengths and weaknesses of their breeding stock.
- Sportsmen spurn any opportunity to take personal advantage of positions offered or bestowed upon them.
- Sportsmen always consider as paramount the welfare of their dog.
- Sportsmen refuse to embarrass the sport, the American Kennel Club, or themselves while taking part in the sport.

The *italicized* portions of this book are not rules but are either regulations or explanations.

The *Rules Applying to Registration and Discipline* and forms for the registration of purebred dogs may be obtained by writing to or calling in person at the AKC offices. Complete text of booklet available at: [www.akc.org](http://www.akc.org)

The American Kennel Club  
8051 Arco Corporate Drive, Suite 100  
Raleigh, NC 27617-3390

To place a credit card order by telephone call:  
(919) 233-9767

[www.akc.org](http://www.akc.org)

© Copyright 2015

The American Kennel Club

# Match Regulations

**Regulations for  
Sanctioned Show Matches,  
Sanctioned Obedience Matches,  
Sanctioned Tracking Tests and  
Sanctioned Performance Events  
Sanctioned Agility Matches  
Sanctioned Rally Matches**

**Effective August 1, 2009**

Published by The American Kennel Club



**AMERICAN  
KENNEL CLUB®**





## The AKC at a Glance

The American Kennel Club was established in 1884 with the objective of forming a club that would consider all matters relating to the advancement, study, breeding, exhibiting, and maintenance of purebred dogs. As such, the AKC is one of the oldest sports governing organizations in the nation.

Today, the AKC is a not-for-profit organization that maintains the largest purebred dog registry in the world. The AKC currently recognizes over 160 breeds; licenses more than 16,000 dog events annually; supports canine health efforts through the Canine Health Foundation; supervises AKC Companion Animal Recovery, the first all-encompassing animal recovery program; and promotes responsible dog ownership through its many public education programs.

The AKC is a “club of clubs”, consisting of more than 600 member clubs and more than 4,400 affiliated clubs. Every AKC member club is eligible to be represented by a Delegate. These Delegates collectively serve as the AKC’s legislative body.

AKC offices are located in New York, New York and Raleigh, North Carolina. The AKC employs more than 400 people in these two offices. The AKC also employs 75 people around the country who serve as executive field staff for dog events and inspections.

Dogs with full AKC registration may have their offspring registered and may also compete in AKC events. Dogs with limited or ILP/PAL registration or FSS or AKC Canine Partners listing numbers are allowed to compete in many designated AKC events, except conformation shows. The AKC’s information and education services are available to all owners of AKC registered or listed dogs and to the general public.

The Foundation Stock Service (FSS) was created in 1995 by The American Kennel Club to answer the needs of today’s rare breed fanciers. The FSS is an optional record-keeping service for all purebred breeds not currently registerable with the American Kennel Club. A list of the eligible breeds currently enrolled with the FSS is located on [www.akc.org](http://www.akc.org) or may be requested from AKC customer service.

Classes for dogs listed with the AKC Canine Partners may be eligible to compete in Obedience, Rally, or Agility trials or at approved educational events or special attractions.

The AKC’s role in protecting and preserving purebred dogs and promoting the well-being of all dogs by supporting public education, competitive events, assistance in combating anti-dog legislation, enforcement actions against the inappropriate treatment of animals, registry fraud and unsportsmanlike conduct.

## CHAPTER 1 GENERAL EXPLANATIONS

**Section 1. Sanctioned Matches Defined.** A sanctioned match is an informal event at which neither Championship points nor credit toward an Agility, Rally, Obedience, or Tracking title are awarded. They are events at which dog clubs, judges, stewards, and exhibitors and their dogs gain experience needed for licensed events.

**Section 2. Rules Applying To Dog Shows And Obedience Regulations.** All of the Rules Applying to Dog Shows, and the Agility, Tracking, and Obedience/Rally Regulations will apply to sanctioned matches, except those which specifically make reference to licensed and member events and except where otherwise stated in these Regulations.

**Section 3. Fun Matches.** A fun match is an informal dog event that is not approved by The American Kennel Club as a sanctioned match. These events are commonly held by clubs that are not on the records of The American Kennel Club as being eligible to conduct sanctioned matches, dog shows, agility or obedience/rally trials. Once a club becomes eligible to hold AKC sanctioned matches, it may not conduct fun matches unless entries are restricted to members of the club. Any event for which the club solicits or accepts entries from non-members must be approved by AKC as a sanctioned match.

**Section 4. Eligibility Of Clubs To Hold Sanctioned Matches.** The Board of Directors of The American Kennel Club may, at its discretion, grant permission to dog clubs to hold sanctioned matches, which shall be governed by these Regulations. Any dog club approved to hold a licensed or member dog show, agility or obedience/rally trial is eligible to hold sanctioned matches. A club that is not approved to hold a licensed or member dog show, agility or obedience/rally trial cannot be granted permission to hold a sanctioned match until the club's eligibility to hold these events has been established by The American Kennel Club. Any inquiries regarding a club's eligibility should be directed to The American Kennel Club, Attention: Club Relations.

**Section 5. Types Of Sanctioned Matches.** There are nine basic types of sanctioned matches:

- All-Breed Match Shows
- Group Match Shows
- Specialty Match Shows
- All-Breed Obedience Matches
- Group All-Breed Obedience Matches
- Specialty Obedience Matches
- Agility Matches
- Rally Matches
- Tracking Matches

Each type of match has two plans: A and B (Obedience/Rally clubs may also offer plan C matches).

Clubs that have been sanctioned by the American Kennel Club but are not yet approved to hold licensed shows may, with the permission of the AKC Club Relations department, hold Sanctioned B and/or Sanctioned OB (obedience matches). After the Club Relations department determines the club has demonstrated the ability to hold successful B or OB matches they will be approved to hold sanctioned A or OA match(s) in order to be approved for licensing.

Licensed and member clubs may offer Sanctioned B or OB matches to educate exhibitors and judges and provide an experience for handlers, puppies and/or inexperienced dogs. Group and Specialty clubs may give obedience matches with their dog show matches but obedience clubs may not give dog show matches.

**Section 6. Making Application.** An eligible club may hold a sanctioned match by making application, along with the appropriate application fee, to The American Kennel Club on a form supplied by AKC. Applications for B and/or OB sanctioned matches must be submitted to the AKC at least four weeks prior to the date of the event. The American Kennel Club will not process applications for A and/or OA sanctioned matches earlier than three months prior to the event.

## CHAPTER 2 GENERAL INFORMATION

**Section 1. Entry Requirements.** All-Breed clubs for breed, obedience, rally, agility, and tracking may offer classes for all registrable breeds and varieties and for purebred dogs of any breed eligible for entry in the Miscellaneous class and all FSS recordable breeds. While The American Kennel Club does not require that a dog entered in a sanctioned match be registered, the club itself may, at its discretion, add this requirement.

Group and Specialty clubs must restrict their breed competition to the breeds they were formed to serve; obedience at B level matches may be open to all AKC registerable breeds and all FSS recordable breeds. Group clubs may also offer breed competition for any appropriate Miscellaneous Class breeds. Dogs that are listed with the AKC Canine Partners may be permitted to compete in approved Companion events.

At sanctioned A, OA and OB matches, dogs must be at least 6 months of age on the date of the event. At sanctioned B matches, dogs must be at least 3 months of age. Dogs less than 6 months of age are ineligible to be on the grounds of licensed or member shows or trials during licensed or member events.

At any match held following the completion of Best of Breed at a Specialty event, Best in Show at an All-Breed event or Group judging at a Limited Breed event, the AKC strongly recommends that entries at the match be restricted to dogs at least 6 months of age or older. By not putting an age restriction on match entries the potential exists for the following:

- Violations of Chapter 11, Section 11 of the *Rules Applying to Dog Shows*, which states, “Only dogs that are eligible to be shown under The American Kennel Club rules (must be 6 months of age or older) shall be allowed within the show precincts...”
- Inadvertent transmission of illness by/to puppies not yet fully immunized.

No dog that is a champion of record may be entered in a conformation match (except that champions may be entered in any junior showmanship classes). A champion may be present, as an added attraction, provided special permission has been granted by The American Kennel Club. Entry of major pointed and pointed dogs may be restricted at the club’s discretion; however, notice must appear in all advertising.

No dog with the CDX or equivalent title may compete in any regular class at an OA or OB sanctioned match except Utility. Such dogs may be entered and participate in the Open B class, but may not compete for any awards in that class.

No dog with the UD or equivalent title may compete in any regular class at an OA or OB sanctioned match. Dogs with the UD title may be entered and participate in the Open B or Utility classes, but may not compete for any awards in these classes.

Any person acting in the capacity of Match Secretary at a match, or any member of his immediate household or immediate family (as defined in Chapter 11, Section 13 of the *Rules Applying to Dog Shows*), shall not exhibit, act as agent or handler at the match, and dogs owned wholly or in part by him or by any member of his immediate household or immediate family shall be ineligible to be entered at that match.

No judge or any person residing in the same household with a judge shall exhibit or act as agent or handler at a match at which he is officiating as judge and dogs owned wholly or in part by such judge or any member of his household shall be ineligible to be entered at such match. Subject to the foregoing, members of a judge’s immediate family who no longer reside in the same household may enter or handle a dog

at a match if the judge is not officiating over any competition, including a group class or best in match, for which the dog is entered or may become eligible.

Competition at B or OB matches held by All-Breed or Obedience clubs may be offered for purebred dogs that are neither AKC registerable nor eligible for the Miscellaneous class. Such competition would be limited to breeds listed with the American Kennel Club Foundation Stock Service (FSS) Competition for such breeds would include both breed and obedience. Obedience, Rally, or Agility classes for dogs listed with the AKC Canine Partners may also be offered.

Conformation competition for breeds which are neither registerable nor eligible for the Miscellaneous class would be limited to the breed level only. Such dogs would not be eligible to compete at the Group or Best in Match level. The only regular obedience class that these dogs would be eligible to enter would be Novice, as they could not have earned an AKC title necessary to compete at a higher level. While eligible to participate, these dogs would not be eligible for a class placement in an obedience class, nor for the Highest Scoring Dog in the regular classes award. Dogs with an AKC Canine Partners listing number are permitted to compete, at any level for which they meet the necessary requirements at Obedience, Rally, or Agility trials if such classes are offered.

A club wishing to accept entries for FSS breeds would be required to submit a list of such breeds at the time that the match application is submitted to The American Kennel Club for approval. A list of the FSS breeds for which competition will be offered must also be included in any premium list or flyer distributed prior to the event. In addition, the club and judges will be required to have a breed standard, approved by a foreign registry or a national breed club in the United States, available at the match. The club is responsible for insuring that the judges of the breeds involved, as well as the Novice Obedience judges, receive copies of the standards for these breeds well in advance of the match.

**Section 2. Special Attractions.** Special attractions such as canine demonstrations, drill teams, team competitions, etc., may be held at any match provided permission has been granted by The American Kennel Club. A complete description of the attraction must accompany the application to hold the match.

**Section 3. Non-Regular Classes.** Non-Regular classes may not be offered at Plan A or OA sanctioned matches. They may be offered at Plan B or OB sanctioned matches, provided permission has been

granted by The American Kennel Club. A complete description of the Non-Regular classes as well as the entry requirements of each class must accompany the application to hold the match.

**Section 4. Judges' Eligibility.** Anyone in good standing with The American Kennel Club may be approved to judge at a sanctioned match.

The following individuals are ineligible to judge at a sanctioned match:

- Any individual whose AKC privileges have been suspended;
- Any individual whose AKC judging privileges have been rescinded;
- The Match Secretary.

**Section 5. Judges' Responsibility.** It is strongly recommended that clubs select individuals with extensive background in breeding or exhibiting. A judge of a sanctioned show or Obedience match shall be totally familiar with all rules, regulations, and procedures pertaining to the type of event being judged. Conformation match judges shall also be thoroughly familiar with the applicable breed standard or standards.

**Section 6. Veterinarian.** Any club holding an A or OA sanctioned match shall be required to have a veterinarian either in attendance or "on call" during the entire progress of the match. A club holding a B or OB sanctioned match is not required to provide such veterinary service, although it is strongly recommended.

For A or OA sanctioned matches, the name, address and telephone number for the veterinarian on call or on site, and the name, address and telephone number for the closest 24-hour Animal Emergency Clinic, if available, or the most convenient veterinarian's office must be available to all exhibitors as well as accurate written directions to the veterinarian's location. The information should also be included in any handouts, flyers or other advertising prepared for the match.

**Section 7. Ribbons.** If ribbons are given at sanctioned matches, they shall be of the following colors:

First Prize — Rose

Second Prize — Brown

Third Prize — Light Green

Fourth Prize — Gray

Special Prize — Green with Pink Edges (includes qualifying obedience score)

Best of Opposite Sex — Lavender

Best of Breed — Orange

Best of Match — Pink and Green

If a ribbon is offered at a Plan OA or OB sanctioned match for the Highest Scoring Dog in the regular classes, it shall be Pink and Green.

If a Plan A or Plan OA match, each ribbon or rosette shall be at least two inches wide and approximately eight inches long and bear on its face a facsimile of the seal of The American Kennel Club, the name of the prize and the name of the match-giving club, with numerals of year, date of match, and name of city or town where match is held must be either on the face of the ribbon or on a back tab attached to the ribbon. The words "Sanctioned Match" must also be included.

**Section 8. Prizes.** When prizes are offered, they must be offered for outright award.

**Section 9. Junior Showmanship Competition.** Junior Showmanship classes are permitted at dog show matches and are open only to boys and girls at least 8 years of age and under 18 years of age on the date of the match. While champions may not be entered in the breed classes at a dog show match, they may be handled in the Junior Showmanship classes.

**Section 10. AKC Publications.** All-Breed and Group clubs holding A or B matches must have the latest edition of the *Complete Dog Book* or the most recent set of applicable breed standards at their match. Specialty clubs holding A or B matches are only required to have a copy of their current breed standard. All clubs holding a sanctioned match are required to have copies of the latest editions of these regulations, the *Rules Applying to Dog Shows* and the *Obedience Regulations* if Obedience classes are being offered, and the most recent regulations for any other type of competition offered.

**Section 11. Professional Handlers.** A club may limit participation of professional handlers in its match by so indicating on its application for the match. The extent of the limitation must be indicated on the application and made clear in any advertising for the match.

Such a restriction shall apply to any persons who distribute rate cards or otherwise advertise themselves as handling dogs in the show ring for pay.

**Section 12. Advertising.** No club may advertise, in any form, a sanctioned match until after the club has received official notification from The American Kennel Club that the match has been approved.

**Section 13. Training.** There shall be no drilling nor intensive or abusive training of dogs on the grounds of an OA or OB sanctioned match.

At Plan OB sanctioned matches, while dogs in the ring may receive verbal corrections, such corrections shall be penalized. In addition, the judge of a Plan OB sanctioned match may, at his own discretion, permit a handler and dog to repeat an exercise; however, only the first performance shall be scored, unless the dog is being rejudged on the exercise because in the judge's opinion the dog's performance was prejudiced by peculiar and unusual conditions.

**Section 14. Disqualification.** All of the Rules Applying to Dog Shows and Obedience Regulations applying to the disqualification of dogs shall apply at sanctioned matches, except that a dog with a disqualifying condition or behavior shall not be disqualified, but shall simply be excused for the day.

**Section 15. Bandages.** No dog is to be judged if it is brought into the ring bandaged, taped, or stitched anywhere (head, legs, body, or tail). In every instance a judge must immediately dismiss the dog from the ring. Under no circumstances should the judge agree to judge the dog if the tape or bandage is removed.

### CHAPTER 3 PLAN A SANCTIONED MATCHES

**Section 1. Approval.** Approval for Plan A sanctioned matches may be issued to All-Breed, Specialty, or Group clubs.

**Section 2. Purpose.** The primary purpose of this type of event is to give members of the clubs the opportunity to demonstrate their knowledge and competence in handling the details of a dog show. A club must hold at least two matches of this type, not less than six months apart, which are considered "qualifying" by The American Kennel Club, before a presentation for licensed status may be submitted.

**Section 3. Match Secretary.** Any club holding a Plan A sanctioned match must name a Match Secretary, who must be a member of the club. The Match Secretary cannot be a licensed superintendent, or an employee of a licensed superintendent, even if that person is a club member. The duties of the Match Secretary shall be the same as those of a Show Secretary as stated in the Rules Applying to Dog Shows.

**Section 4. Premium Lists.** A premium list must be provided for Plan A sanctioned matches. It shall be of the same size as the premium list for a licensed dog show (Chapter 4, Section 3 of the *Rules Applying to Dog Shows*), and shall be printed (any printing or copying process is acceptable). It shall bear the legends "Sanctioned by The American Kennel Club" and "Wins



at sanctioned matches carry no American Kennel Club championship points.” The AKC logo must appear with the above indicated legends.

The following information must be included in the premium list for a Plan A sanctioned match:

- Name of club, location and date of the match, and type of match;
- Names of club officers;
- Names and addresses of the Club Secretary and Match Secretary;
- Name, address and daytime phone number for the Match Chairman;
- Opening and closing hours of match, time of judging, entry fees, classes offered, names and addresses of judges together with their assignments, all ribbons, prizes and trophies, date and time of closing of entries, any limitation on the participation of professional handlers, and the official AKC entry form.

Two copies of the premium list must be submitted to the AKC, Attention: Club Relations at the time of distribution to the public.

**Section 5. Closing Of Entries.** Entries may close at any time prior to the match or on the day of the match. Under no circumstances may entries be accepted after the specified closing date and time.

**Section 6. Judges Books.** Judges books must be provided and be of the same format as used for licensed dog shows. They may be downloaded from the AKC website, purchased from a dog show Superintendent, or prepared by the club.

**Section 7. Catalogs.** A catalog must be provided. It shall be of the same size and follow the same format as the catalog for a licensed dog show (Chapter 12 of the *Rules Applying to Dog Shows*), except that the schedule of points and AKC Certification shall be omitted. The catalog shall bear the legends “Sanctioned by The American Kennel Club” and “Wins at sanctioned matches carry no American Kennel Club championship points.” The AKC logo must appear with the legends.

**Section 8. Classes.** All of the regular classes (as defined by Chapter 3, Section 3 of the Rules Applying to Dog Shows) of The American Kennel Club may be given, except Winners, but the Puppy, American Bred, and Open classes must be given. All classes must be divided by sex.

The requirements for eligibility to enter the various classes are the same as those stated in Chapter 3, Sections 4 through 10 of the *Rules Applying to Dog Shows*.

Best of Breed/Variety and Best of Opposite Sex to Best of Breed/Variety may be given.

Group classes may be given in an all-breed match. Dogs selected Best of Breed or Best of Variety are eligible. Best of Match may be given.

**Section 9. Submission Of Records.** The Match Secretary shall, within seven days of the date of the event, forward to The American Kennel Club, Attn: Club Relations all judges books, entry forms, a catalog, marked to show all awards, and the Match Report Form provided by the AKC.

## **CHAPTER 4 PLAN B SANCTIONED MATCHES**

**Section 1. Approval.** Approval for Plan B sanctioned matches may be issued to an All-Breed, Specialty, or Group club. Such matches may be restricted to members of the club holding the match.

**Section 2. Match Secretary.** For a Plan B sanctioned match, the club must designate a Match Secretary, who must be a member of the club. The Match Secretary would have the same duties as a Show Secretary.

**Section 3. Premium Lists.** Premium lists are not required for a Plan B sanctioned match, but any flyer or handbill should contain all of the information that a prospective exhibitor would require to enter the match.

**Section 4. Closing Of Entries.** Entries may close at any time prior to the match or on the day of the match. Under no circumstances may entries be accepted after the specified closing date and time.

**Section 5. Judges Books.** Judges books shall be provided and may be of any size but shall be the same general format as used for licensed dog shows. They may be downloaded from the AKC website, purchased from a dog show Superintendent, or prepared by the club.

**Section 6. Catalogs.** A catalog may be prepared, but is not required.

**Section 7. Classes.** Any of the regular classes (as defined by Chapter 3, Section 3 of the *Rules Applying to Dog Shows*) except Winners, may be offered. Clubs may also offer any non-regular classes, subject to AKC approval. A list of all classes to be offered must be given on the application form, as well as a complete description and the entry requirements of all non-regular classes.

**Section 8. Submission Of Records.** Sanctioned A and B level clubs only must submit a Match Report Form following the match.

## CHAPTER 5 PLAN OA SANCTIONED MATCHES

**Section 1. Approval.** Approval for Plan OA sanctioned matches may be issued to an All-Breed, Specialty, All-Breed Obedience, Specialty Obedience, or Group Club.

**Section 2. Purpose.** The primary purpose of this type of event is to give members of clubs the opportunity to demonstrate their knowledge and competence in handling the details of an Obedience Trial. A club must hold at least two matches of this type, not less than six months apart, which are considered “qualifying” by The American Kennel Club, before a presentation for licensed status may be submitted.

**Section 3. Match Secretary.** Any club holding a Plan OA sanctioned match must name a Match Secretary, who must be a member of the club. The Match Secretary cannot be a licensed superintendent, or any employee of a licensed superintendent, even if that person is a club member. The duties of the Match Secretary shall be the same as those of an Obedience Trial Secretary.

**Section 4. Premium Lists.** A premium list must be provided by a Plan OA sanctioned match. It shall be of the same size as the premium list for a licensed obedience trial (Chapter 4, Section 3 of the *Rules Applying to Dog Shows*), and shall be printed (any printing or copying process is acceptable). It shall bear the legends “Sanctioned by The American Kennel Club” and “Scores awarded at sanctioned matches do not count as credit toward any obedience title.” The AKC logo must appear with the above indicated legends.

The following information shall be included in the premium list for a Plan OA sanctioned match:

- Name of club, location and date of the match, and type of match;
- Names of club officers;
- Names and addresses of the Club Secretary and Match Secretary;
- Name, address and daytime phone number for the Match Chairman;
- Opening and closing hours of match, time of judging, entry fees, classes offered, names and addresses of judges together with their assignments, all ribbons, prizes and trophies, date and time of closing of entries, any limitation on the participation of professional handlers, and the official AKC entry form.

The AKC Certification shall not be included in the Premium List.

Premium list copy will not be reviewed by The American Kennel Club prior to the event, but two finished copies shall be submitted at the time of distribution to the public.

**Section 5. Closing Of Entries.** Entries may close at any time prior to the match or on the day of the match. Under no circumstances may entries be accepted after the specified closing date and time.

**Section 6. Judges Books.** Judges books must be provided and be of the same format as used for licensed obedience trials. They may be downloaded from the AKC website, purchased from a dog show Superintendent, or prepared by the club.

**Section 7. Catalogs.** A catalog must be provided. It shall be of the same size and follow the same format as the catalog for a licensed obedience trial (Chapter 12 of the *Rules Applying to Dog Shows*), except that the catalog need not be printed, but may be typed. It shall be of the same size and follow the same format as the catalog for a licensed obedience trial, except that the AKC Certification shall be omitted. The catalog shall bear the legends "Sanctioned by The American Kennel Club" and "Scores awarded at sanctioned matches do not count as credit towards any obedience titles." The AKC logo must appear with the legends.

**Section 8. Classes.** All of the regular obedience classes shall be given.

The requirements for eligibility to enter the various classes are the same as those stated in Chapters 3, 4, and 5 of the *Obedience Regulations*, with the exception of dogs that have attained the CDX and UD or equivalent titles. The restrictions on the entry of dogs with the CDX and UD or equivalent titles are covered in Chapter 2, Section 1 of these Regulations.

**Section 9. Submission Of Records.** The Match Secretary shall, within seven days of the date of the event, forward to The American Kennel Club all judges books, entry forms, a catalog marked to show all awards, and the Match Report Form provided by the AKC.

## **CHAPTER 6 PLAN OB SANCTIONED MATCHES**

**Section 1. Approval.** Approval for Plan OB sanctioned matches may be issued to an All-Breed, Specialty, All-Breed Obedience, Specialty Obedience, or Group Club. Such matches may be restricted to members of the club holding the match.

**Section 2. Match Secretary.** For a Plan OB sanctioned match, the club should designate a Match Secretary, who must be a member of the club. The Match Secretary would have the same duties as an Obedience Trial Secretary.

**Section 3. Premium Lists.** Premium lists are not required for a Plan OB sanctioned match but any flyer or handbill should contain all of the information that a prospective exhibitor would require to enter the match.

**Section 4. Closing Of Entries.** Entries may close at any time prior to the match or on the day of the match. Under no circumstances may entries be accepted after the specified closing date and time.

**Section 5. Judges Books.** Judges books shall be provided and may be of any size, but shall be the same general format as used for licensed obedience trials. They may be downloaded from the AKC website, purchased from a dog show Superintendent, or prepared by the club.

**Section 6. Catalogs.** A catalog may be prepared, but is not required.

**Section 7. Classes.** Any of the regular classes may be offered. However, if Novice competition is offered, both the Novice A and Novice B classes must be given, and if Open competition is offered, both Open A and Open B classes must be given.

A club will be approved to hold Open classes only if it also holds Novice classes, and a club will be approved to hold a Utility class, only if it also holds Novice and Open classes. Clubs may also offer any non-regular classes subject to AKC approval. If a club wishes to offer a class not provided for in Chapter 10 of the *Obedience Regulations*, a complete description and the entry requirements must be submitted with the match application.

**Section 8. Submission Of Records.** Sanctioned A and B level clubs only must submit a Match Report Form following the match.

## **CHAPTER 7 OC MATCHES**

**Section 1. Approval.** Approval for Plan OC matches is granted to All-Breed, Specialty Obedience, or Obedience clubs. Clubs that plan to hold an “OC” match must submit a letter or email of intent to hold the match. This correspondence must be sent to the AKC Event Operations Department and received no later than 15 days prior to the event.

This correspondence must provide the following information:

- The name of the club sponsoring the “OC” match.
- The date the “OC” match will be held.
- The scheduled start time for the “OC” match.
- Contact information (name, address, phone and e-mail) for the club member(s) responsible for the event.
- Contact information (name, address, phone and e-mail) for the club member or other party responsible for collecting entries for the event.
- How the event will be advertised to the fancy.

Note: Upon supplying the AKC with the required information, the club is approved to hold the match.

Email approval will be sent to email address provided.

**Section 2. Match Secretary.** For a Plan OC match, the sponsoring club should designate a Match Secretary, who must be a member of the club and shall have similar duties to those of a Trial Secretary.

**Section 3. Premium Lists.** Premium lists are not required for Plan OC matches, but any flyer or handbill should contain all the information that a prospective exhibitor would require when entering the match.

**Section 4. Closing Of Entries.** Entries may close at any time prior to the match or on the day of the match. Under no circumstances may entries be accepted after specified closing date and time.

**Section 5. Judges Books.** Judges books may be provided, but are not required.

**Section 6. Catalogs.** Due to the informal training class nature of a Plan OC match, a catalog is not required.

**Section 7. Classes.** Any of the regular or non-regular classes may be offered. In addition, “run-throughs” may be offered where the exhibitor may do all or part of the total exercises from a given class, or the sponsoring club may allow a specific amount of “ring time” desired by the exhibitor. The sponsoring club may delay second “run-throughs” until all first “run-throughs” in a class have been completed. The maximum number of times to be able to repeat an exercise or to repeat a “run-through” shall be set by the sponsoring club. The fee for participation, whether it is a complete class participation including all of the exercises, or part of the exercises in a class, or additional “run-throughs” or a specified amount of

“ring-time” desired by the exhibitor, shall be set by the sponsoring club. Corrections shall be limited to verbal corrections, or gently guiding the dog. At the option of the sponsoring club, food and/or toys may be allowed in the ring.

**Section 8. Match Report.** A Match Report to The American Kennel Club is only required in cases where there is a need to report unusual circumstances, such as conduct prejudicial to the best interests of the sport by anyone present at the match.

## CHAPTER 8 SANCTIONED TRACKING TESTS

**Section 1. Approval.** Approval for a sanctioned tracking match may be issued to any type of AKC Club eligible to hold licensed or member trials when such clubs can demonstrate to the AKC a membership associated with tracking and the available resources to hold a Tracking Test or sanctioned tracking match. Clubs devoted specifically to tracking will be reviewed on a case by case basis, with the number of members devoted to tracking and the club’s resources to hold tracking events being evaluated by AKC staff.

**Section 2. Purpose.** The primary purpose of this type of event is to give members of clubs the opportunity to demonstrate their knowledge and competence in handling the details of a Tracking Test. A club must hold at least one sanctioned tracking match, which is considered “qualifying” by The American Kennel Club, before an application for a licensed Tracking Test may be considered.

**Section 3. Procedures.** The procedures outlined in Chapter 3 of the *Tracking Regulations* should be followed with the following exceptions:

- A. The Certification described in Chapter 3, Section 2 of the *Tracking Regulations* would not be required for entry into a sanctioned tracking match.
- B. No Tracking Dog Title will be awarded for passing a sanctioned tracking match.
- C. Any individual with the exception of those individuals suspended from the privileges of The American Kennel Club or those persons whose approval to judge has been canceled, may be approved to judge a sanctioned tracking match.
- D. The records described in Chapter 2, Section 22 of the *Tracking Regulations* need only be submitted to The American Kennel Club if the club wishes this event to count as “qualifying” toward the holding of a licensed or member Tracking Test.

**Section 4. Certifications.** If at least one of the judges of a sanctioned tracking match is eligible to officiate at a licensed or member Tracking Test, that judge may issue the certifications such as are required for entry in a licensed or member Tracking Test.

**Section 5. Advanced Tracking.** Any club eligible to hold a licensed or member Tracking Test may be approved to hold a sanctioned Advanced Tracking match (TDX). Any inquiries concerning the eligibility and performance requirements of these tests should be directed to The American Kennel Club, Attention: Assistant Vice President, Companion Events.

**Section 6. Variable Surface Tracking (VST).** Any club eligible to hold a licensed or member Tracking Test (TD or TDX) may be approved to hold a sanctioned Variable Surface Tracking match (VST). Any inquiries concerning the eligibility and performance requirements should be directed to The American Kennel Club, Attention: Assistant Vice President, Companion Events.

## CHAPTER 9

### MATCH REGULATIONS

#### OTHER SANCTIONED EVENTS

**Section 1. Sanctioned Field Trials, Hunt Tests, Herding Tests and Trials, Lure Coursing Tests and Trials, Rally Trials and Earthdog Tests** are held under the appropriate events regulations at which dogs participate but not for AKC titles.

## CHAPTER 10

### PLAN A AND PLAN B AGILITY

#### SANCTIONED MATCHES

**Section 1. Approval.** Approval for Plan A Agility sanctioned matches may be issued to all AKC recognized clubs.

**Section 2. Purpose.** The primary purpose of this type of event is to give members of the clubs the opportunity to demonstrate their knowledge and competence in handling the details of an Agility Trial. A club must hold a minimum of one match of this type, which is considered “qualifying” by The American Kennel Club, before a presentation for licensed status may be submitted.

**Section 3. Match Secretary.** Any club holding a Plan A sanctioned match must name a Match Secretary, who must be a member of the club. The Match Secretary should not be a licensed superintendent, or an employee of a licensed superintendent, even if that person is a club member. The duties of the Match



Secretary shall be the same as those of a Trial Secretary as stated in the Regulations for Agility Trials.

**Section 4. Publications.** All clubs holding agility events must have the latest editions of the Regulations for Agility Trials, AKC Agility Judges Guidelines, Rules Applying to Dog Shows, and the Dealing with Misconduct pamphlet. It is recommended that the club also have a copy of the Agility Trial Manual.

**Section 5. Premium Lists.** A premium list must be provided for Plan A sanctioned matches. It shall be of the same size as the premium list for a licensed agility trial (Chapter 1, Section 9 of the *Regulations for Agility Trials*), and shall be printed (any printing or copying process is acceptable). It shall bear the legends “Sanctioned by The American Kennel Club” and “Scores awarded at sanctioned matches do not count as credit toward any agility title.” The AKC logo must appear with the above-indicated legends.

The following information must be included in the premium list for a Plan A sanctioned match:

- Name of club, exact location and date of the match, and type of match;
- Names of club officers;
- Names and addresses of the Club Secretary and Match Secretary;
- Name, address and daytime phone number for the Match Chairman;
- Opening and closing hours of match, entry method, time of judging, entry fees, entry limits, classes offered, names and addresses of judges together with their assignments, all ribbons, prizes and trophies, date and time of closing of entries, and the official AKC entry form. Four copies of the premium list must be submitted to the AKC, Attention: Companion Events at the time of distribution to the public.

**Section 6. Eligibility Requirements.** All of the eligibility requirements for Plan A or Plan B sanctioned agility matches are the same as those stated in Chapter 1 of the *Regulations for Agility Trials*.

**Section 7. Closing Of Entries.** Entries may close at any time prior to the match or on the day of the match. Under no circumstances may entries be accepted after the specified closing date and time.

**Section 8. Scribe Sheets.** Scribe sheets must be provided and be of the same format as used for licensed agility trials.

**Section 9. Catalogs.** A catalog must be provided for a Plan A sanctioned agility match. It shall be of the

same size and follow the same format as the catalog for a licensed agility trial (Chapter 1, Section 22 of the *Regulations for Agility Trials*), except that the AKC Certification shall be omitted. The catalog shall bear the legends “Sanctioned by The American Kennel Club” and “Scores awarded at sanctioned matches do not count as credit toward any agility title.” The AKC logo must appear with the legends.

**Section 10. Classes.** All of the Regular and Preferred Agility classes of The American Kennel Club must be offered. The requirements for eligibility to enter these classes are the same as those stated in Chapter 6, 7, 8, and 9 of the *Regulations for Agility Trials*. Dogs may only compete in the jump heights for which they are eligible.

**Section 11. Courses.** At Plan A sanctioned matches, courses must be submitted and approved by an AKC Agility Field Representative five weeks prior to the event date. Plan B sanctioned matches do not require prior approval but must follow agility course design guidelines. There shall be no nesting of multiple course levels set in the ring at one time for Plan A or B sanctioned agility matches.

**Section 12. Training.** There shall be no drilling nor intensive or abusive training of dogs on the grounds of a Plan A or Plan B sanctioned match.

At Plan B sanctioned matches, while dogs in the ring may receive verbal corrections, such corrections shall be penalized. Toys are allowed in the ring of a Plan B sanctioned agility match, but not food. The judge shall not allow harsh corrections in the ring. In addition, the judge of a Plan B sanctioned match may, at his own discretion, permit a handler and dog to repeat an exercise; however, only the first performance shall be scored, unless the dog is being rejudged on the exercise because in the judge’s opinion the dog’s performance was prejudiced by peculiar and unusual conditions.

Exhibitors must follow the judge’s verbal instructions.

**Section 13. Measuring Device.** All clubs that host agility events are required to have an official measuring device on the grounds. This device will be used by the Judge of record, Volunteer Measuring Officials and AKC Agility Field Representatives at all agility events.

**Section 14. Submission Of Records.** For Plan A sanctioned agility matches, the Match Secretary shall send to The American Kennel Club so as to reach its office within seven (7) days after the close of the event, a catalog, marked to show all awards, and the Match Report Forms provided by the AKC.

A catalog is not required for Plan B sanctioned agility matches. However, a report should be submitted to AKC if there are any unusual circumstances at the Plan B sanctioned agility match.

## **FOUNDATION STOCK SERVICE BREEDS**

For an up-to-date listing of the breeds presently in AKC's Foundation Stock Service please see [www.akc.org](http://www.akc.org).

## **CHECKLIST FOR SANCTIONED MATCHES**

There are many small details that go into the conduct of a well-run sanctioned match. In planning such an event, it is easy to overlook some of these details.

Depending on the club's circumstances, particular details, such as grounds or building rental/use, local ordinances, permits, will vary from club to club and it is not possible to list them all here. There are, however, certain things in common to all AKC events. In an attempt to assist clubs with their preparation, this checklist has been prepared. It lists some of the more common, overlooked items. Reviewing the checklist before the day of the club's sanctioned match should help prevent overlooking some of the details that are so important for holding a well-organized, well-run event.

### **PERSONNEL**

Traffic directors

Set-up and clean-up personnel

Entry takers to accept entries and to prepare

Judges Books

Stewards

### **RING EQUIPMENT**

\_\_\_ Obedience Rings (if offered) should be regulation size

\_\_\_ Obedience Jumps that meet AKC Regulations

\_\_\_ Ring Dividers

\_\_\_ Placement Markers

\_\_\_ Mats, if necessary

\_\_\_ Judging Tables

\_\_\_ Chairs

\_\_\_ Armbands (Include extra blanks and a felt tip marker.)

\_\_\_ Rubber Bands

\_\_\_ Poster boards marking ring assignments

\_\_\_ Cash box and change

\_\_\_ Tape Measure

\_\_\_ Placement Ribbons for all event types

\_\_\_ Judges Books for all event types

## MISCELLANEOUS “SHOULD HAVES”

- \_\_\_ Potable Water
- \_\_\_ Sanitation Facilities (Animal and Human)
- \_\_\_ Designated Exercise Area(s)
- \_\_\_ Clean-up Equipment
- \_\_\_ Tables and Chairs for entry takers
- \_\_\_ Trash Receptacles
- \_\_\_ Identification Badges for Event/Club Officials
- \_\_\_ Food Concession (if duration is more than a few hours)

## PUBLICATIONS

*(Part Numbers for ordering are in parentheses)*

- \_\_\_ Show/Trial Manual (PBSHW1)
- \_\_\_ Rules Applying to Dog Shows (RREGS3)
- \_\_\_ Complete Dog Book (PBCOMP)
- \_\_\_ Obedience Regulations (RO2999)
- \_\_\_ Regulations for Agility Trials (REAGIL)
- \_\_\_ Dealing with Misconduct (RDMSC4)
- \_\_\_ Match Regulations (RESANC)
- \_\_\_ Agility Trial Manual (PRAGL1)

*All of the above publications may be ordered from the AKC's Website at [www.akc.org](http://www.akc.org) or you may contact Customer Service at (919) 233-9767.*

## EMERGENCY PREPARATION

- \_\_\_ Closest available veterinarian or 24-hour veterinary clinic
- \_\_\_ Closest hospital and telephone numbers for ambulance service, police and fire departments
- \_\_\_ First-Aid Kits for animals and humans
- \_\_\_ Nearest working public telephone or cellular telephone

## INDEX

Bandages.....	8
Certification	
AKC .....	9, 11, 18
Tracking.....	16
Champions .....	4
Checklist for Sanctioned Matches.....	21
Classes	
Non-Regular .....	5, 10, 14
Regular.....	7, 9, 10, 12, 13, 14, 18
Disqualification .....	8
Entry Requirements.....	3
Foundation Stock Service	
Definition.....	1
Fun Matches .....	2
Judges	
Books .....	9, 10, 12, 13, 14
Eligibility .....	6, 15
Junior Showmanship.....	7
Match Report .....	10, 12, 13, 15, 18
Premium List .....	8, 10, 11, 13, 14, 17
Prizes .....	7, 9
Professional Handlers .....	7
Ribbons .....	6
Sanctioned Matches	
Applying for .....	3
Defined .....	2
Eligibility .....	2
Types.....	2
Sanctioned Performance Events .....	16
Sanctioned Tracking Tests .....	15
Special Attractions.....	5
Veterinarian.....	6







